

SENIOR BULLETIN


Panther Creek High School

Class of 2022

Students and Parents of the Class of 2022

I join my fellow administrators and dedicated teachers here at Panther Creek in acknowledging the years of hard work, times of great success, strength and determination in times of struggle, and memories built on your journey to graduation. This bulletin will provide information on how we can make this momentous occasion a dignified and memorable event for all. Please take time to carefully read all of the information and materials included to make the process of preparing for the ceremony and graduating smooth and successful.

~Crystal Locus
Assistant Principal
Graduation Coordinator




In This Issue

- Calendar of Events
- Speeches, Exam Schedule, Links
- Tickets/Rehearsal
- Graduation Attire and Conduct
- Transcripts, Clearing Financial Obligations
- Directions to Raleigh Convention Center



Revised April 25, 2022

CALENDAR OF EVENTS



April 25:

Welcome Speech application information posted on website

May 2-4:

Farewell Address voting on Canvas

May 18:

Senior Meeting with administration during 2nd period by last name alpha

Friday, June 3: Senior Awards Assembly/Senior Picnic

Awards Assembly - **10:45** a.m. in Panther Creek Gymnasium
Senior Picnic- following Awards Assembly in PC Stadium

Friday, June 10: MANDATORY Graduation Rehearsal

10:00 a.m. — 1:00 p.m. at Panther Creek High School.

Seniors will report to assigned locations upon entering the building.

Seniors will be issued their tickets for Graduation at the conclusion of the rehearsal.*

Monday, June 6 – Thursday, June 9: Senior Exams

Friday, June 10: Senior Make-up Exams

Monday, June 13: Graduation Ceremony

Seniors must arrive at RCC by **11:00** a.m.

Families and guests will be admitted at **11:15** a.m.**

Ceremony begins promptly at **12:00** p.m.

* Each student will receive 8 tickets to graduation

** Only ticketed guests will be allowed admission

Welcome Speech

Panther Creek tradition allows for any Senior meeting the criteria to apply and audition to give the Welcome Speech.

Farewell Address

The top 3% of our Seniors are eligible to apply to give the Farewell Address. Those who apply are voted on by their peers to give the Farewell Address.

More information will be available through the Graduation 2022 website, link below.

More Info:

[2022 Graduation Website](#)


[Final Exam Schedule 2022](#)



Lifetouch Studios will photograph graduates as they receive their diploma covers on stage. Students will receive an online code to pre-order pictures. Pictures will also be available to order for a limited time following graduation.

More information may be obtained at: www.lifetouch.com

Graduation Attire



Appropriate Dress

- Collared dress shirt and necktie or bowtie
- Dress pants/khakis and dark socks (no jeans)
- Light weight dress under the graduation robe (not longer than the gown) or dress pants with collared dress shirt
- Minimal jewelry
- Shoes- Dress shoes, flats or pumps with heel strap (no boat shoes, athletic shoes, boots, sandals, flip flops)
- NO cell phones, purses, handbags, cameras, or other electronic devices. Nothing is to be carried into the ceremony

Caps and Gowns

- Both caps and gowns should always be worn in a dignified manner.
- Be sure the gowns are neatly pressed. Please remember to use a cool iron as the gowns will melt easily if the iron is too hot. Letting the gown hang for several weeks will help. DO NOT WASH OR DRY CLEAN THE GOWNS. Students will not wear the white collars that come with the gowns.
- All students always wear caps STRAIGHT on the head, parallel to the floor. Teacher line supervisors will help adjust the cap for you if you are not wearing the cap correctly.
- Tassels are worn on the right side of the cap until the changing of the tassel near the conclusion of the ceremony. As a group, you will be instructed to move the tassels to the left side to signify your graduation.
- No cap decorations or alterations will be permitted.
- Graduates are expected to hold their caps at the end of the ceremony.
- Graduates will show his/her name written inside of his/her cap to the staff member distributing diplomas after the end of the ceremony.

No one is allowed to alter attire or add decorations to their cap or gown. Graduates who do not wear appropriate attire or violate any WCPSS or PCHS standards of conduct, including guidelines in this bulletin, may be removed from the line and may not be allowed to participate in commencement activities.

Stoles with the PC Crest logo will be worn by all PCHS students. These stoles will include the Latin Honors designated by class ranking. Stoles will be distributed during the senior meeting on May 18.

The NHS Medallion will be worn only by members of the National Honor Society. Honor cords are to be worn by members in good standing of approved organizations with National Charters only. See Panther Creek High School approved list of National Charters at this [link](#). No pins, medallions, or unapproved cords will be allowed.

MANDATORY GRADUATION REHEARSAL

Date: Friday, June 10

Time: 10:00 a.m. – 1:00 p.m.

Place: Panther Creek High School

- * All Seniors will report to the school no later than 10:00 a.m.
- * Seniors must be present at this one and only rehearsal. **NO EXCUSES!**
- * Do **not** bring or wear caps and gowns at rehearsal.
- * Do **not** bring personal items; you will need to keep your hands free.
- * Honor the WCPSS/PCHS Dress Code for rehearsal (no hats/sunglasses).
- * Teachers will assist you with line order. Once in line do not leave your line.
- * Seniors must pay close attention to instructions provided during rehearsal so that the ceremony goes smoothly and the rehearsal ends on time.
- * Follow the marshals as they lead you in the processional, distribution of diplomas, and the recessional.
- * Each senior will be issued 8 tickets for graduation following the rehearsal.
Lost tickets may not be replaced.
- * Students will be responsible for their own transportation to and from the rehearsal.
- * Seniors who are absent from the practice or who are non-compliant and disruptive during the rehearsal might NOT be allowed to participate in the commencement ceremonies.

COMMENCEMENT

Date: Monday, June 13

Time: 12:00 p.m.

Place: Raleigh Convention Center

Arrival: 11:00 a.m.

- * All graduating seniors will report to the RCC by 11:00 a.m.
- * Be on time. Plan for traffic, parking, and other delays.
- * There is a drop-off area under the “Shimmer Wall” on McDowell Street for seniors and those guests who have difficulty walking distances.
- * Enter the RCC through entrance C. This will be reviewed at rehearsal.
- * Check in with the PCHS staff member who is assigned to your row.
- * Parents and guests will be admitted at **11:15 a.m.** through all entrances. Seating is first come, first served and guests may not reserve or hold seats.
- * Wear your graduation cap and gown to graduation.
- * Be careful NOT to lose your tassel; it falls off easily and cannot be replaced.
- * Write your full name inside your cap. You will need to show your cap to receive your diploma.
- * **THE PROCESSIONAL WILL BEGIN AT APPROXIMATELY 11:50 A.M. LATE STUDENTS MAY NOT BE ALLOWED TO JOIN THE PROCESSIONAL.**

RCC REMINDERS

The parking garage fee is \$10 per car for graduation.

The Raleigh Convention Center will not allow anyone to enter the facility with flowers in glass vases, signs, balloons, noise makers, food, drinks, or wrapped packages. Unruly or intoxicated guests will also be prevented from entering.

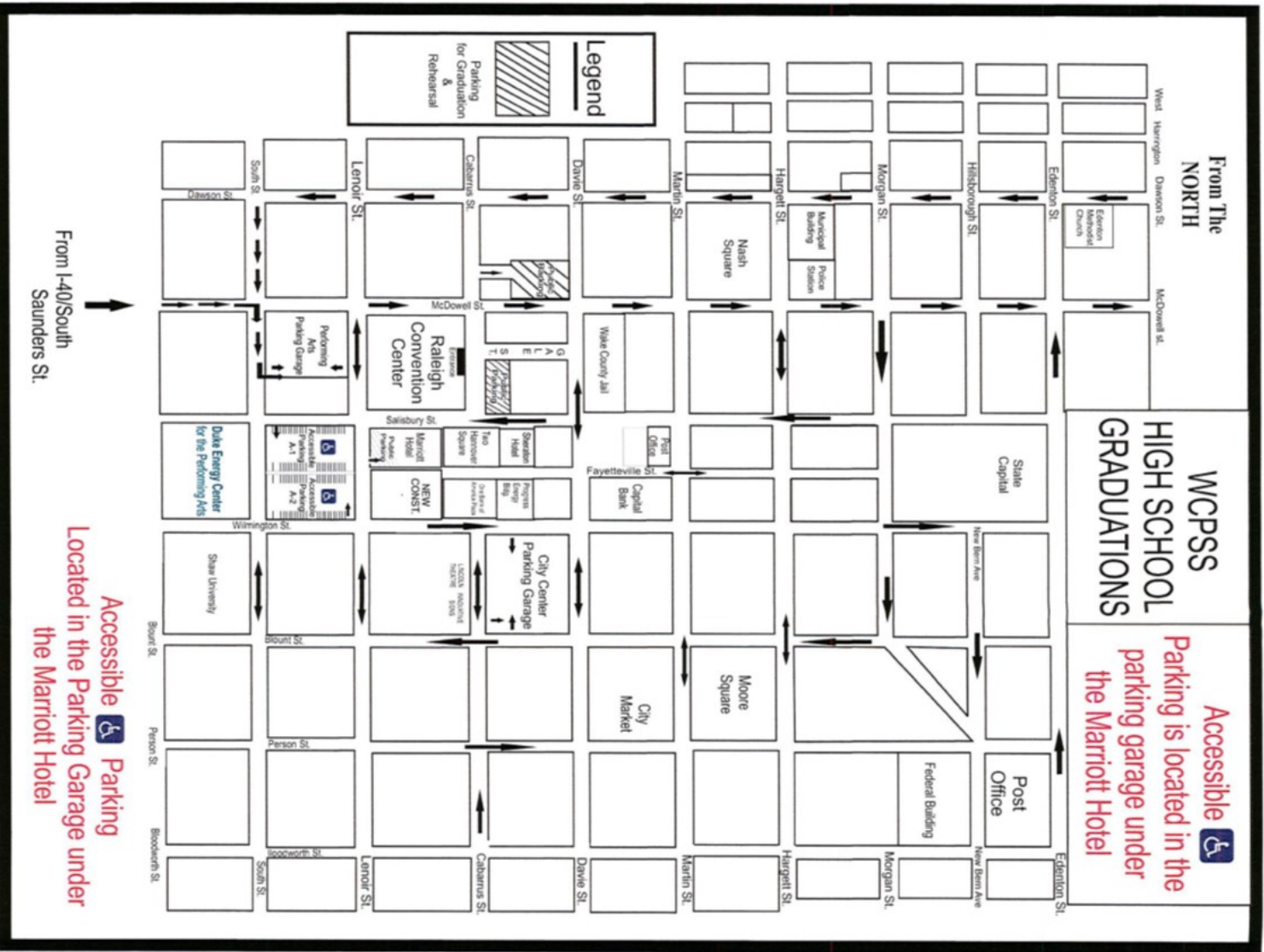
Handicap guests are encouraged to park in parking area under the Marriott Hotel and enter the RCC from the underground parking. Only 1 person will be allowed to accompany wheelchair guests in the reserved wheelchair section of the ceremony.

Due to fire code, strollers & tripods cannot block aisles and will have to be stored at the entrance.

During the ceremony, individuals should remain seated and should not be out of seats to take pictures or move closer to the stage. Camera tripods cannot block aisles. Guests may videotape from their seat but tripods may not be set higher than eye level or block the view of other guests.

Everyone will need to exit the Convention Center immediately after the ceremony.

Seniors graduate in alphabetical order. Upon hearing their name called, each senior will walk across the stage and receive his/her diploma cover from the principal. A name is called approximately every 3-4 seconds and the audience will be asked to refrain from applause or noise in order for the next senior's name to be heard. Times for applause will be built into the program at various points. Diplomas will be distributed immediately after the ceremony in Room C, the room where seniors assembled prior to the ceremony. All unclaimed diplomas will need to be picked up by the graduate at PCHS the week following graduation.



DIRECTIONS TO THE RALEIGH CONVENTION CENTER

Raleigh Convention Center, 500 South Salisbury Street, Raleigh, NC 27601


From I-40:

Take exit 298B South Saunders Street toward Downtown Raleigh. Merge onto South Saunders Street. Stay in the right hand lane. South Saunders splits and the right lanes become McDowell Street. Turn right onto Lenoir Street. Raleigh Convention Center will be on the left. Entrance to parking is on right immediately after the turn onto Lenoir (Performing Arts Center Deck) OR one block ahead on Lenoir on left (Raleigh Marriott City Center Garage).

The convention center website is: <http://www.raleighconvention.com>.

The site contains additional information about parking, directions, and a detailed downtown city map.

Ceremony Conduct



- We want graduation to be a happy time for you, but we also want to have a dignified ceremony to honor years of hard work.
- Cat-calling, yelling, and pranks during graduation will distract from the ceremony. If necessary, diplomas will be withheld and students will have to make arrangements to pick them up at Panther Creek High School at the principal's discretion. Community service may be required.
- No gum and no smoking once you enter the grounds of the Raleigh Convention Center. Also, refrain from bringing food and beverage into the convention center.
- Seniors should not have electronic devices in their possession during the ceremony. PCHS staff and administrators may confiscate electronic devices and return them at a time convenient for administration. PCHS is not responsible for lost or damaged personal items. Students who violate this expectation may have their diplomas held until the administration chooses to issue them at a date after the graduation ceremony. It is requested that guests place electronic devices in a silent mode during the entire ceremony.
- All PCHS and WCPSS policies apply to all graduation activities. If you do not abide by the policies, you may be prohibited from participating in the ceremony and/or your diploma may be held and issued at a time decided by the principal. (This includes the dress code!)

The Security Staff of the Wake County Public School System and the Staff of the Raleigh Convention Center do NOT allow parents and guests to leave their seats and disrupt the ceremony by being in the aisles to photograph graduates. Professional photographers will be at the ceremony to take pictures at the time each student receives their diploma cover.

Senior Exit Survey

Senior Exit Survey All seniors are expected to complete the senior exit survey to be cleared for graduation. This information is reported the state of North Carolina and is used to capture the post-secondary plans of all graduating seniors. The form is located on the Student Services Weebly <http://pchsstudentservices.weebly.com/seniors.html>

Financial Obligations

All fees and fines must be paid in full by **2:00 p.m. on Friday, May 27**. Personal checks will be accepted in the main office until **May 25**. After that time, fees/fines must be paid by cash, money order, or certified bank check.

All other outstanding debts must be cleared (parking citations, returned books, uniforms, equipment, etc.). Each Senior is responsible for having a receipt as proof of clearance if the receipt is requested.

Transcript Requests

All seniors will be responsible for sending their final transcripts to the school they will be attending in the Fall. In - state schools: Students will send their transcript using www.cfnc.org. Out -of-State schools: Students will send their transcripts using www.wcpss.net/transcripts. If you have any questions or concerns, please contact your alpha Counselor. Note: Every senior will receive an unofficial copy of their transcript through the mail, however, seniors must send an official copy of their transcript to their selected school via www.cfnc.org or www.wcpss.net/transcript. Transcripts will be ready on June 21, 2022.

SENIORS WHO FAIL TO CLEAR THEIR FINANCIAL OBLIGATIONS TO PANTHER CREEK HIGH SCHOOL MAY NOT BE ABLE TO PARTICIPATE IN THE GRADUATION ACTIVITIES.