

Senior Photo Prep

1-2 Months Before

- ☐ Book your session (choose location, date & time)
- ☐ Start planning your outfits, hairstyle, and props
- ☐ Avoid getting obvious tan lines

1 Week Before Your Session

- ☐ Have your hair cut and/or colored, with your hairstyle planned
- ☐ Pack your outfits. We recommend 1 outfit for each scene
- ☐ Have clean, freshly manicured nails for your session
- ☐ Practice some poses so you know what works best for you

1 Day Before Your Session

- ☐ Confirm studio location in your session confirmation email
- ☐ Get plenty of sleep the night before so you look well-rested
- ☐ Make sure your outfits are wrinkle-free (iron or steamed)
- ☐ Pack your outfits, jewelry, and other accessories
- ☐ Pack your undergarments for your Yearbook and Cap & Gown scenes
 - Drape: spaghetti strap/strapless tank top
 - Tux: white undershirt
- ☐ Pack a make-up bag or hair supplies for touch-ups

Day Of Your Session

- ☐ Check for traffic to ensure you arrive on time
- ☐ Bring snacks and drinks.

Enjoy your portrait session!

*CADY provides everything you need for your Yearbook and Cap & Gown scenes. You won't need to worry about bringing a tux, drape, pearls, cap or gown. We have you covered!

What to Bring To Your Session

Your Outfit Bag

All sessions come with at least 1 scene. We recommend at least 1 outfit per scene, but the more options, the better.

Our top recommended outfits:

- Your favorite outfit
- Your parent's favorite outfit
- Undershirts for your Tux & Drape portraits
- Your favorite shoes
- Jewelry and accessories

Don't Forget Props


Do you play a sport, game, or have a hobby?

Bring the things that make you unique

Please note if you're attending a session at your school, you must comply with your school's guidelines for props.

Seniors have brought:


- Pets
- Favorite books
- Sports gear
- Art supplies
- Sneaker collections
- Music equipment



Outfit Planner

Pick your outfits and share this chart to your device. Keep track of your outfits and accessories for each scene using Markup or your favorite app.


For more outfit inspiration, visit our [Senior Style Guide](#).



Emerge

List your outfit and accessories
Recommended attire: semi-formal & athletic


Top:
Bottom:
Shoes:
Accessories:



Shadowland

List your outfit and accessories:
Recommended attire: semi-formal

Top:
Bottom:
Shoes:
Accessories:



WonderLight

List your outfit and accessories:
Recommended attire: casual


Top:
Bottom:
Shoes:
Accessories:



Center Stage

List your outfit and accessories:
Recommended attire: formal

Top:
Bottom:
Shoes:
Accessories:



Prime Time

List your outfit and accessories:
Recommended attire: semi-formal & athletic

Top:
Bottom:
Shoes:
Accessories:



Timeless

List your outfit and accessories:
Recommended attire: casual

Top:
Bottom:
Shoes:
Accessories:



Exposure

List your outfit and accessories:
Recommended attire: formal

Top:
Bottom:
Shoes:
Accessories:



Yearbook

Don't forget your undergarments for your Yearbook and Cap & Gown scenes.
Drape: spaghetti strap/ strapless tank top
Tux: white undershirt



Living Walls

List your outfit and accessories:
Recommended attire: casual

Top:
Bottom:
Shoes:
Accessories:



Outdoor

List your outfit and accessories:

Top:
Bottom:
Shoes:
Accessories: