

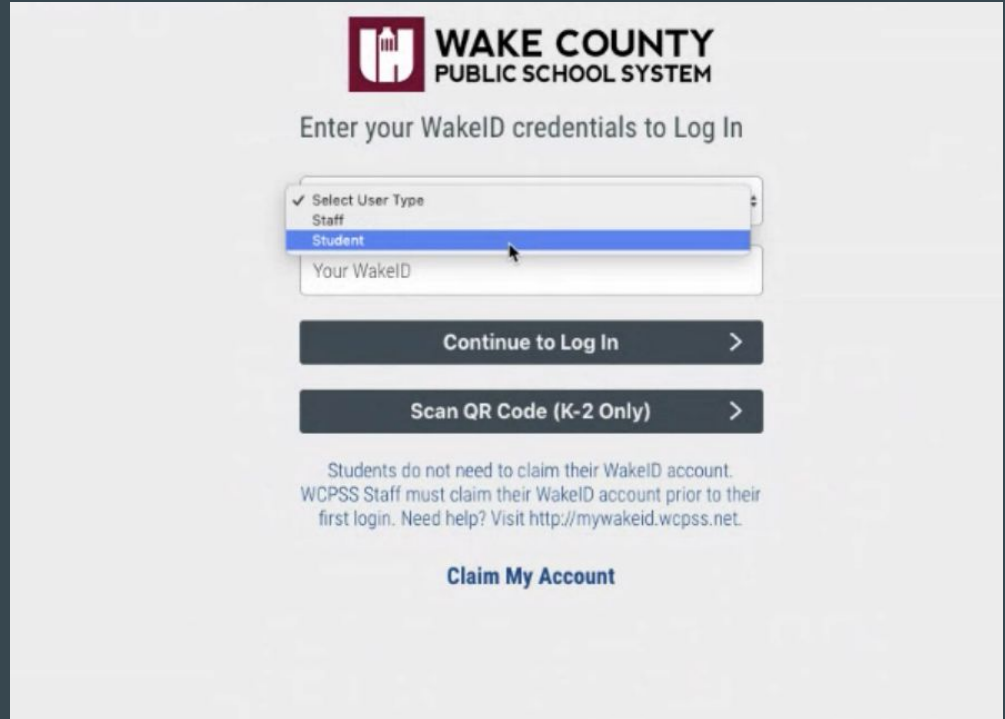
How to Navigate Google Classroom



Hilburn Academy

How to log into Google Classroom- Step 1

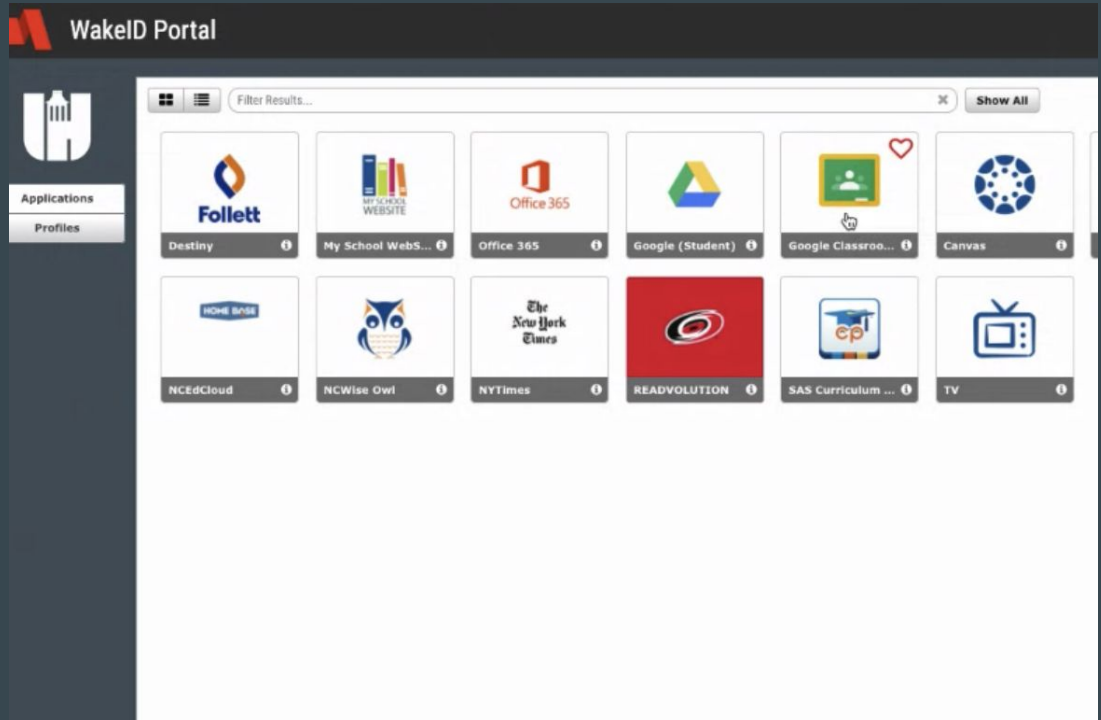
Log into your WakeID portal.



The screenshot shows the Wake County Public School System (WCPSS) WakeID login portal. At the top left is the WCPSS logo, which consists of a red square containing a white stylized 'W' and 'C' with a building icon. To the right of the logo, the text 'WAKE COUNTY PUBLIC SCHOOL SYSTEM' is displayed in a bold, black, sans-serif font. Below the logo and text, the instruction 'Enter your WakeID credentials to Log In' is centered. The main form area contains a dropdown menu labeled 'Select User Type' with a checkmark icon on the left. The dropdown is open, showing two options: 'Staff' and 'Student', with 'Student' highlighted in blue. Below the dropdown is a text input field labeled 'Your WakeID'. Underneath the input field are two dark blue buttons with white text and right-pointing chevrons: 'Continue to Log In' and 'Scan QR Code (K-2 Only)'. At the bottom of the form, there is a paragraph of text: 'Students do not need to claim their WakeID account. WCPSS Staff must claim their WakeID account prior to their first login. Need help? Visit <http://mywakeid.wcpss.net>.' Below this text is a blue link labeled 'Claim My Account'.

How to log into Google Classroom- Step 2

Click on the Google Classroom icon

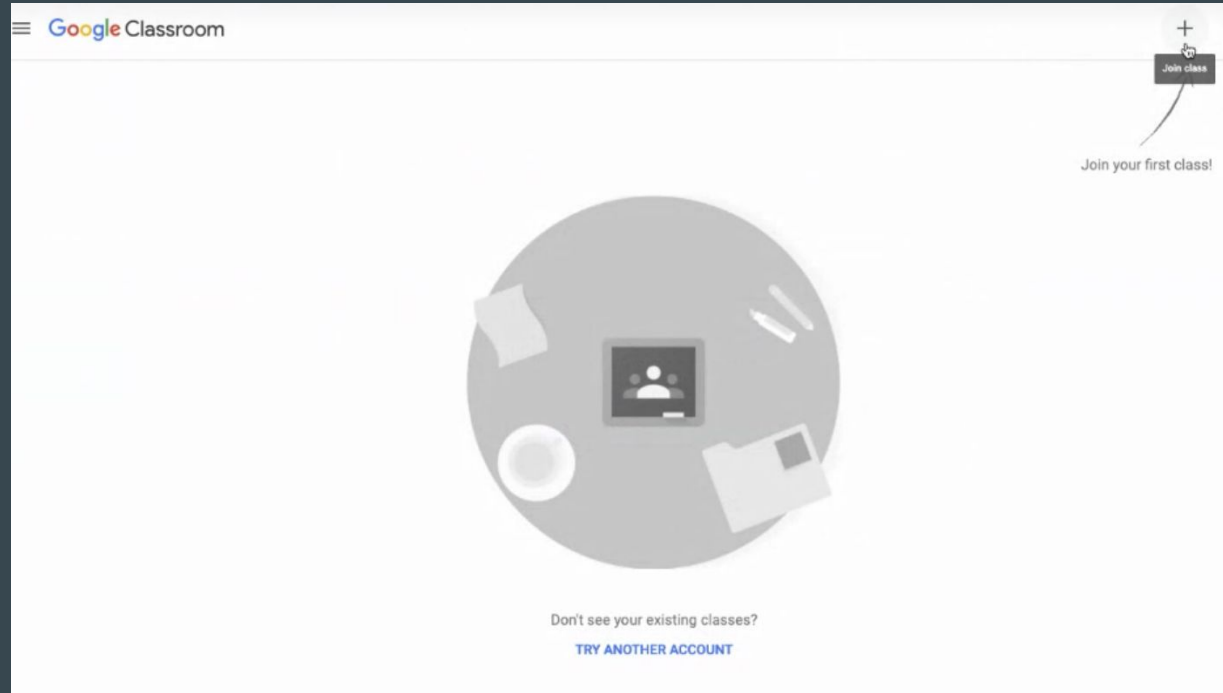


The screenshot displays the WakeID Portal interface. At the top, the text "WakeID Portal" is visible. Below this, there is a search bar labeled "Filter Results..." and a "Show All" button. The main area contains a grid of application icons. A mouse cursor is pointing at the "Google Classroom" icon, which is highlighted with a red heart. The icons include:

- Destiny
- My School WebS...
- Office 365
- Google (Student)
- Google Classroo...
- Canvas
- HOME BASE
- NCWise Owl
- NYTimes
- READVOLUTION
- SAS Curriculum ...
- TV

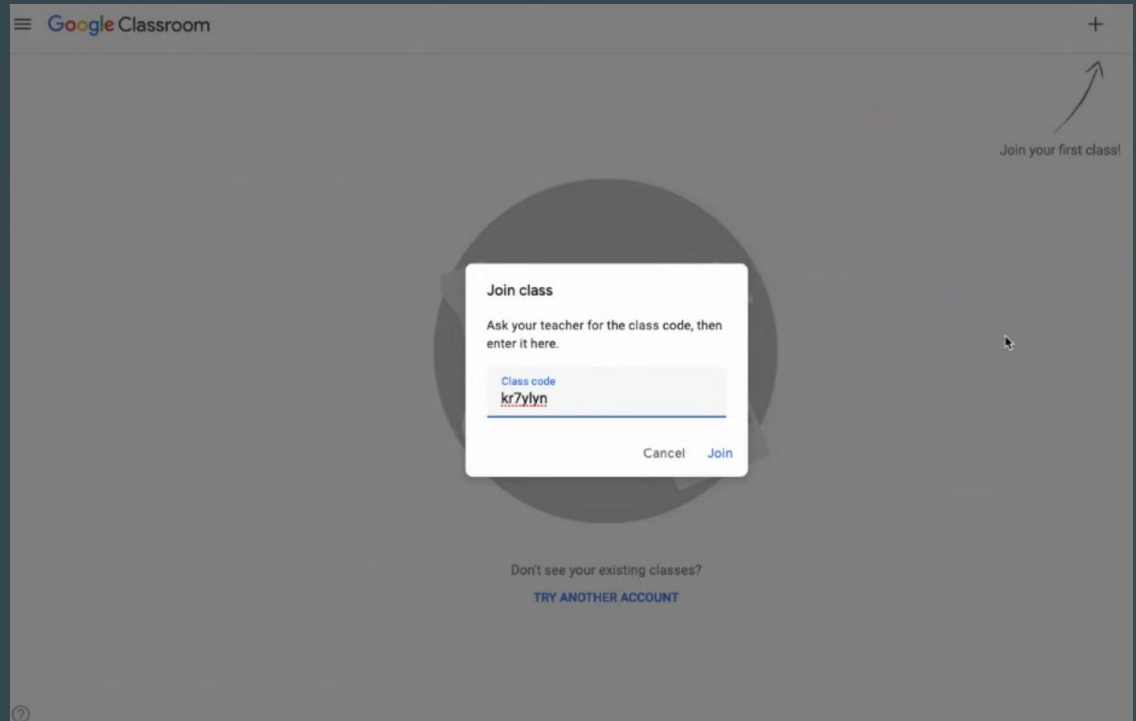
How to log into Google Classroom- Step 3

Inn the top right hand corner, click the + button to join a classroom



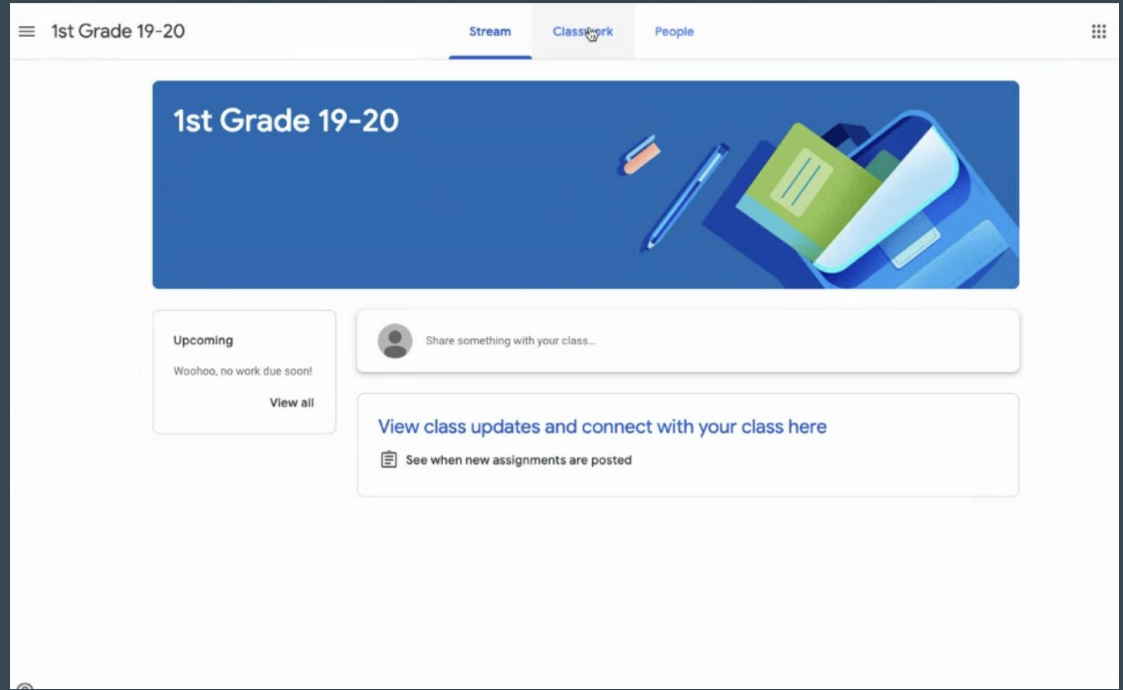
How to log into Google Classroom- Step 4

Your teacher will give you or your parent a class code. Type that code in to join the classroom.



How to log into Google Classroom- Step 5

You should now have access to the Google Classroom!



How to navigate Google Classroom- CLICK TO WATCH VIDEO

The screenshot shows the Google Classroom interface for a class named "Sample Classroom". At the top, there are navigation tabs for "Stream", "Classwork", "People", and "Grades". To the right of these tabs are icons for settings, a grid, and a user profile with the letter "K".

Below the navigation is a blue header banner with a graphic of a laptop and a pen. On the right side of the banner, there are links for "Select theme" and "Upload photo".

On the left side, there is a sidebar with the heading "Upcoming". It lists two upcoming events:

- Due tomorrow: 12:00 PM - Sample Quiz
- Due Friday: 3:00 PM - Reading Log

Below the list is a "View all" link.

The main content area features a "Share something with your class..." prompt with a plus icon. Below this is a post from "Alix Howard _ Staff - HilburnAcademy" titled "Reading Log Week 1" with a due date of "Apr 10, 3:00 PM". The post includes the text: "Posted Apr 3 (Edited Apr 6)", "Make a copy of this document. Share it with your teacher. Fill out the table each day!", and a "Google Sheets" document thumbnail.

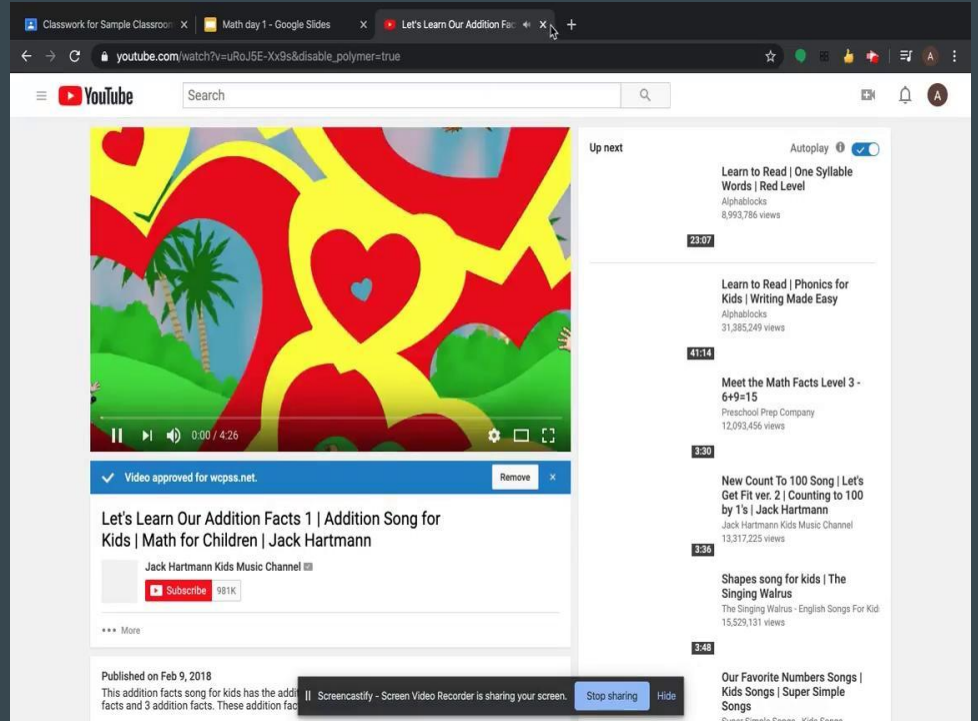
At the bottom right of the assignment card, there are two statistics: "0 Turned in" and "1 Assigned".

At the bottom of the screen, there is a video player control bar with icons for play, next, edit, full screen, and close.

CLICK TO WATCH VIDEO

How to:

- Click on an assignment
- Click on Google Slides
- Operate videos in Google Classroom



The screenshot shows a web browser window with a YouTube video player. The video is titled "Let's Learn Our Addition Facts 1 | Addition Song for Kids | Math for Children | Jack Hartmann" and is from the "Jack Hartmann Kids Music Channel". The video player shows a colorful, abstract background with red and yellow shapes, including hearts and a palm tree. The video is currently at 0:00 / 4:26. Below the video player, there is a "Video approved for wcpss.net" notification. The video description includes the title, channel name, and a "Subscribe" button. The video was published on Feb 9, 2018. To the right of the video player, there is a "Up next" section with several video recommendations, including "Learn to Read | One Syllable Words | Red Level", "Learn to Read | Phonics for Kids | Writing Made Easy", "Meet the Math Facts Level 3 - 6-9-15", "New Count to 100 Song | Let's Get Fit ver. 2 | Counting to 100 by 1s | Jack Hartmann", "Shapes song for kids | The Singing Walrus", and "Our Favorite Numbers Songs | Kids Songs | Super Simple Songs".

How to submit an assignment- [CLICK TO WATCH VIDEO](#)

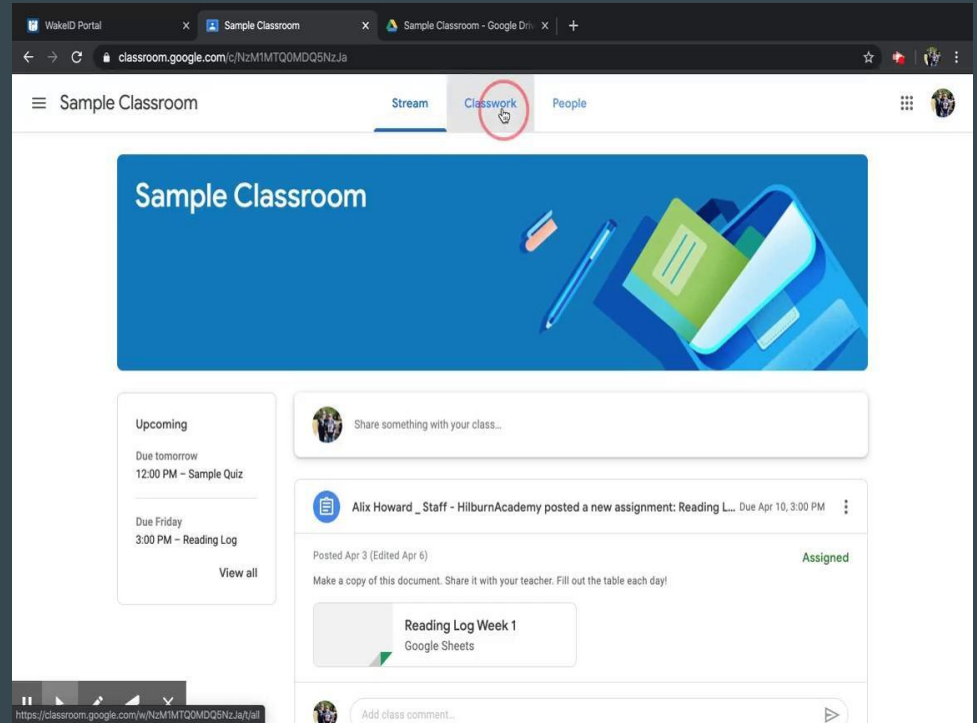
There are several different ways to submit an assignment depending on how your teacher set it up. This video shows you:

- Submit a photo in google forms
- Answer in google docs
- Answer a question prompt

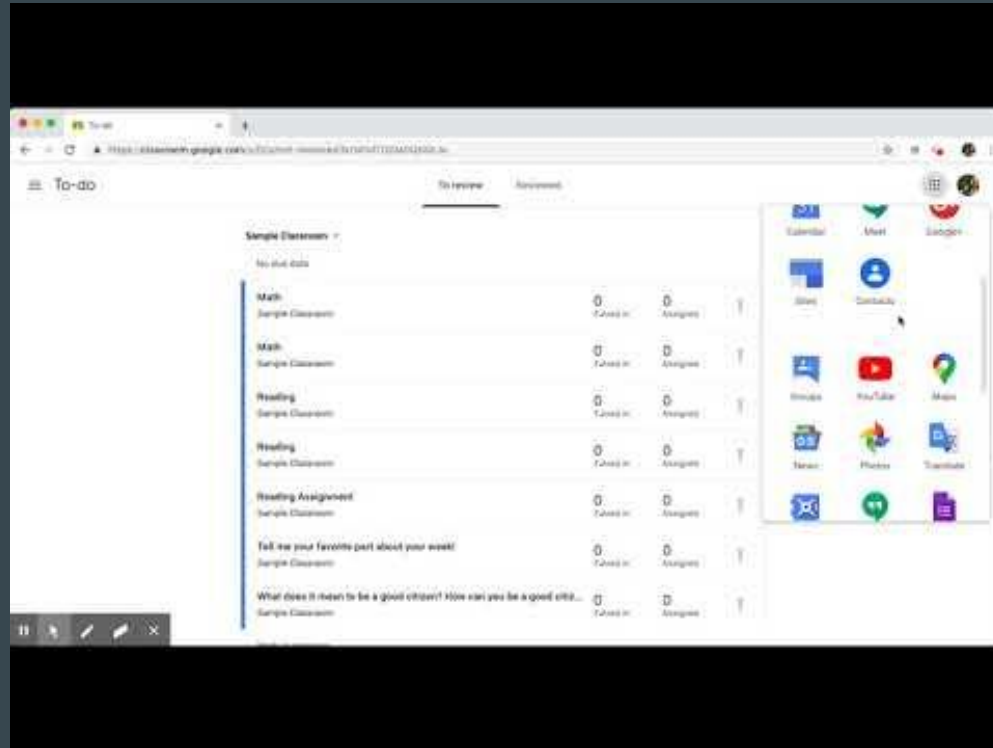


How to access your classroom Google Drive- CLICK TO WATCH VIDEO

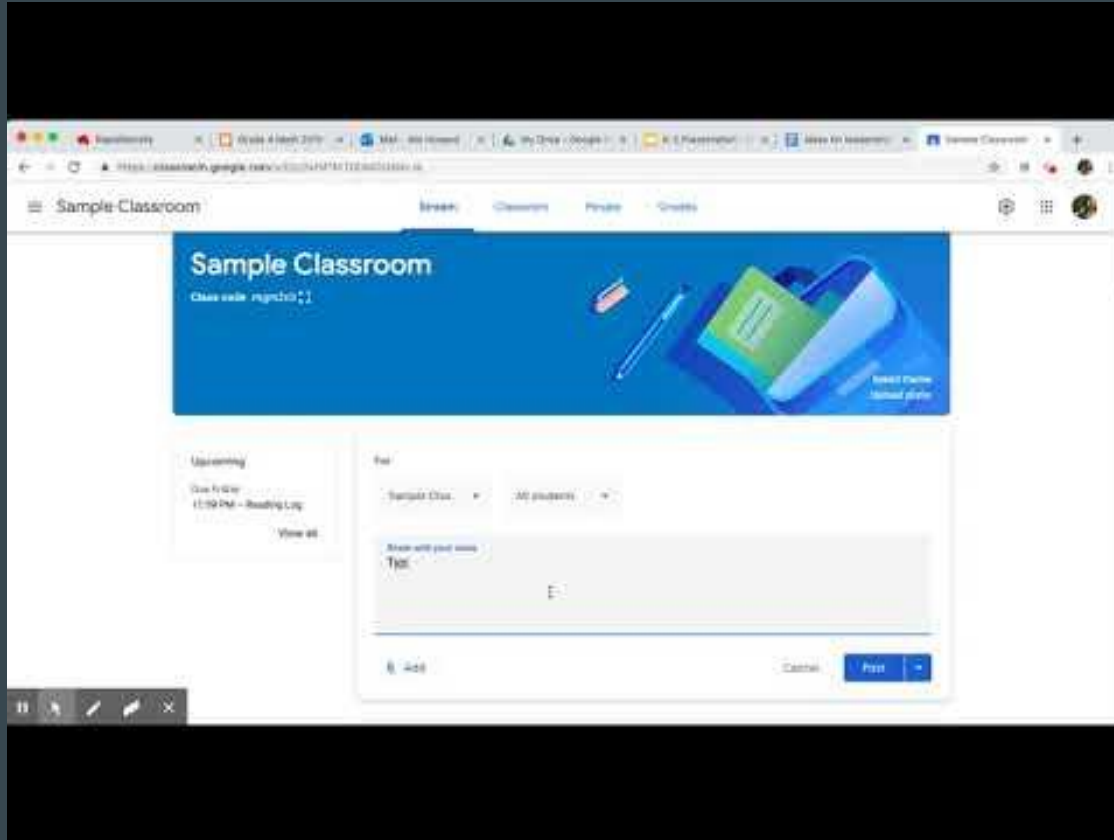
**Only some teachers will ask you to access this



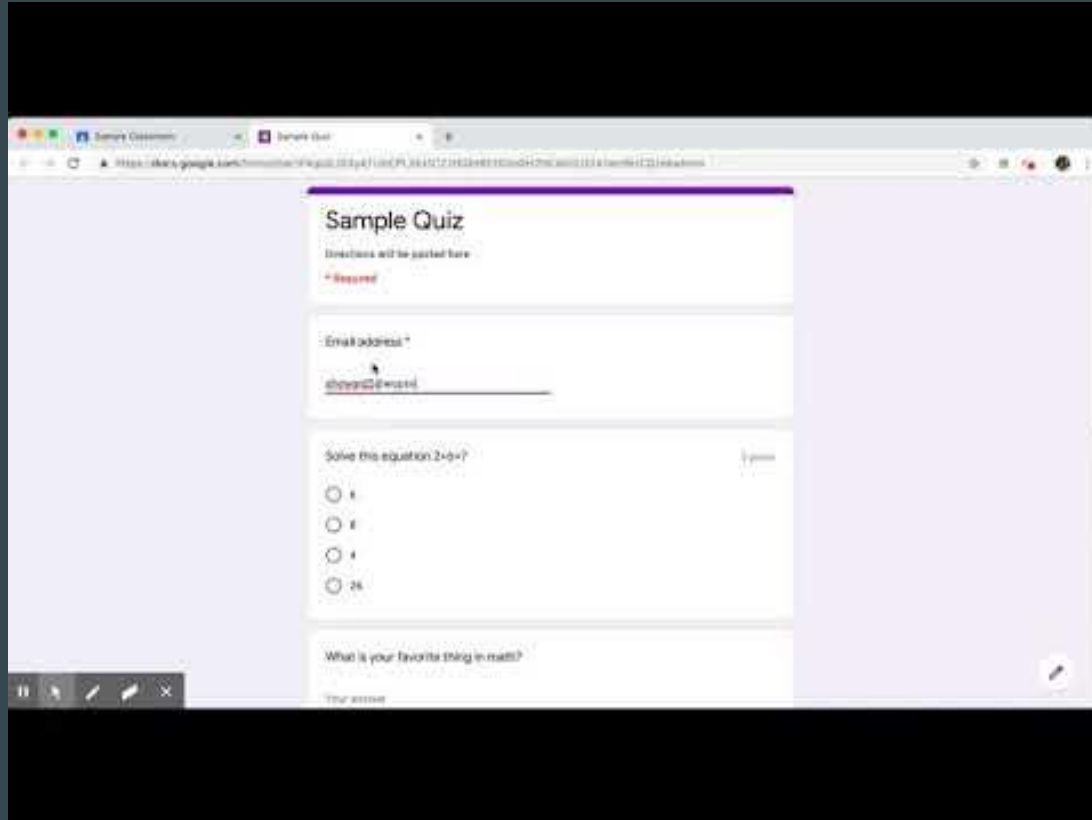
How to Access Calendar and Due Dates- CLICK TO WATCH VIDEO



How to Comment/Add Questions- CLICK TO WATCH VIDEO



How to Complete Google Forms- CLICK TO WATCH VIDEO



The image shows a screenshot of a Google Form titled "Sample Quiz" within a browser window. The form contains several question types:

- Section Header:** "Sample Quiz" with a sub-header "Directions will be posted here" and a red asterisk indicating a required field.
- Text Field:** "Email address*" with the text "shward@ward" entered.
- Multiple Choice:** "Solve this equation $2+0=?$ " with radio button options: 4, 8, 1, and 26.
- Text Field:** "What is your favorite thing in math?" with a "Your answer" label below it.

The browser's address bar shows a URL starting with "https://www.google.com/forms/". At the bottom of the form, there is a video player control bar with a play button, a close button, and a share icon.

How to take screenshots

Here is a helpful link on how to take screenshots on any device!

<https://www.howtogeek.com/205375/how-to-take-screenshots-on-almost-any-device/>

Reminders

- Wake County also sent out an email on navigating google classroom. There is additional information in there for you.
- Please keep in touch with your teacher and reach out to them if you have further questions.