




## STEPS TO PLACE A HOLD IN

# DESTINY

# STUDENTS

**1**

Click on the Destiny (Follett) icon in your WakeID Portal.



**2**

Search for the title or topic you are looking for, and click "Search".




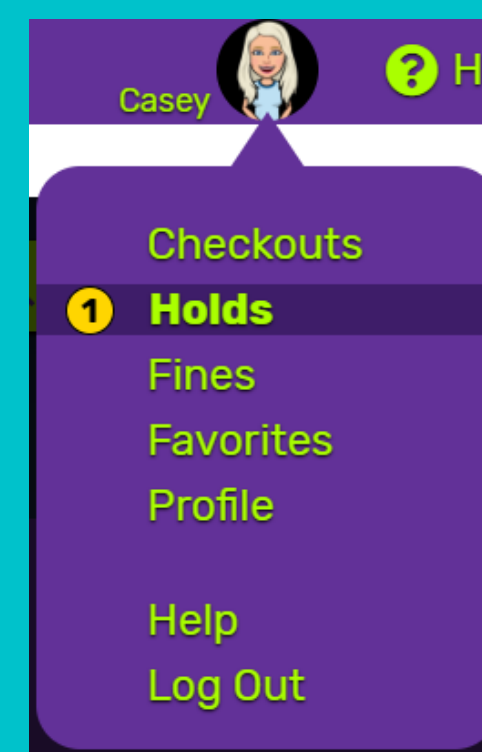
**3**

When you find the book you want, click "Hold".



**4**

When you click on your name, it will show you have placed a hold. Click "Holds" to see all of your holds.



**5**

Parent(s) will receive an email when your hold is ready for pick-up. Pick-up is available weekly on Thursdays from 9:00am-3:30pm.

