

Istation for Parents



Read to Achieve Law

“Read to Achieve requires Local Education Agencies (LEA) to conduct periodic reading diagnostic assessments to measure student literacy skills. Neither federal law, the Read to Achieve legislation, or State Board of Education policy allows parents to “opt-out” of statewide reading assessments. Parents who have concerns with the technology used in the Istation assessment may request an approved alternative assessment from the LEA.”

What is Istation?

- Formative assessment tool to determine a child's reading ability
- Includes ISIP (Istation Indicator of Progress) assessments
 - ISIP Early Reading Assessments (previously foundational skills of DIBELS)
 - ISIP Oral Reading Fluency (formerly TRC)
- At home access (iPractice) and parent portal

Grade

Kindergarten

Subtest

4

Listening Comprehension
Phonemic Awareness
Letter Knowledge
Vocabulary

ISIP Early Reading


1st Grade

Phonemic Awareness
Letter Knowledge
Vocabulary
Alphabetic Decoding
Comprehension
Spelling
Connected Text Fluency*
(Maze/Cloze Passages)



**Text fluency subtest not included in overall ability score





ISIP Early Reading



Grade

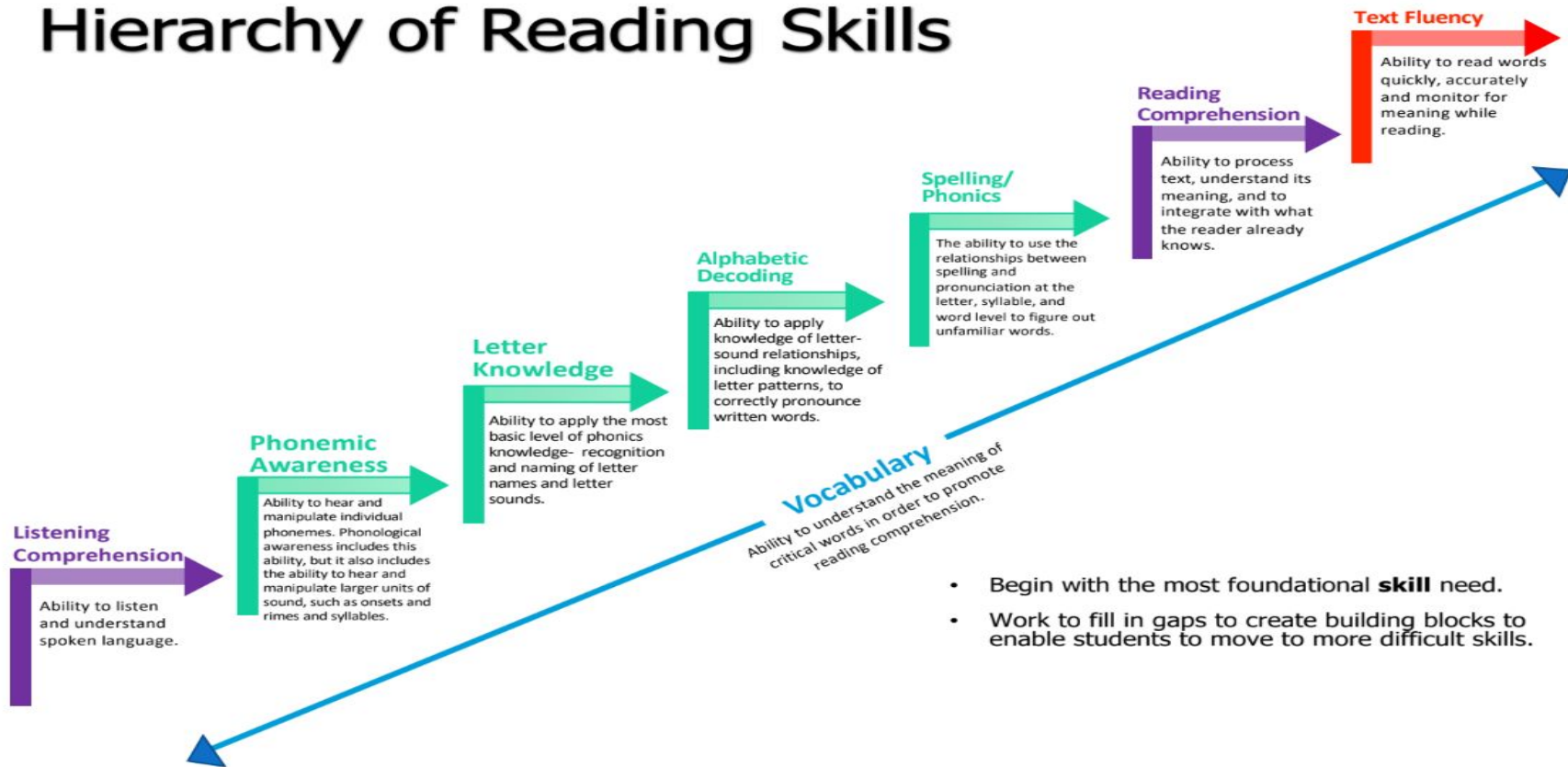
2nd & 3rd Grade

Subtest

Vocabulary
Comprehension
Spelling
Connected Text Fluency




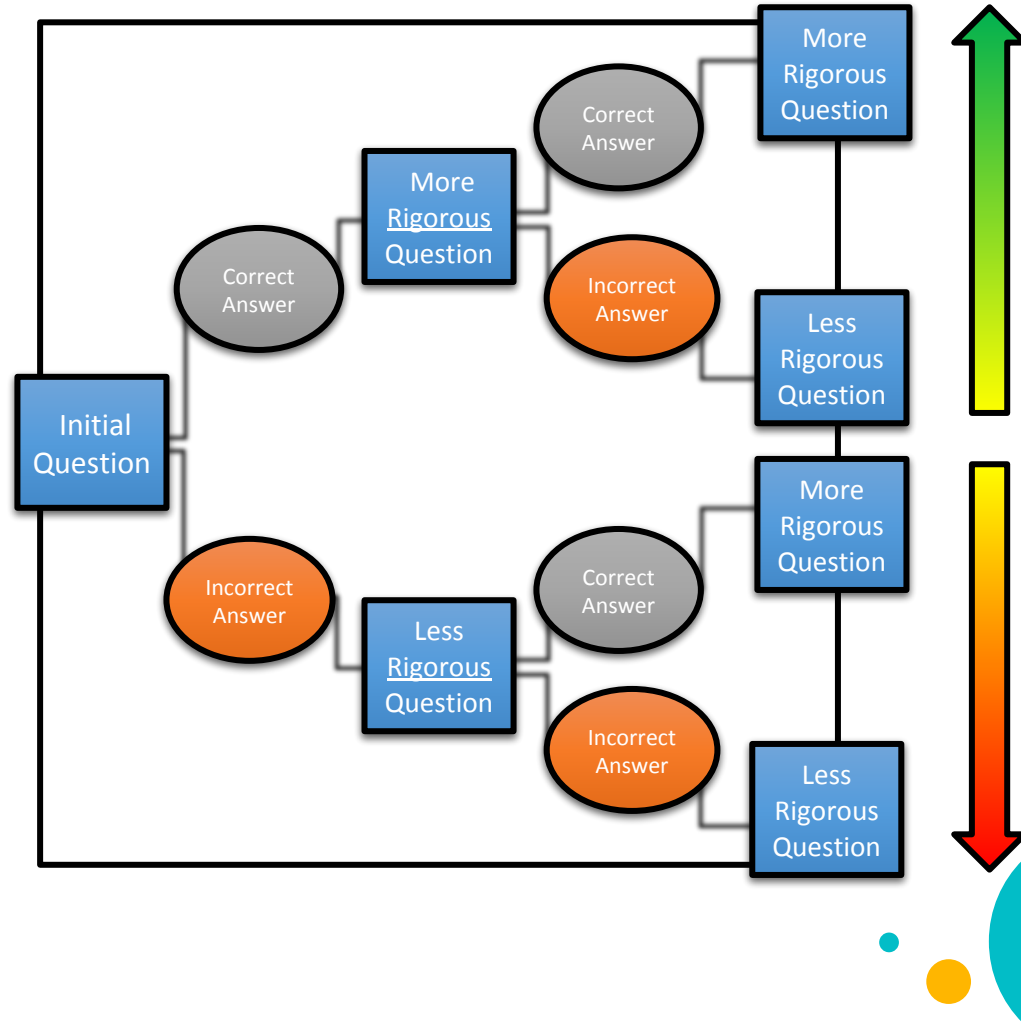
Hierarchy of Reading Skills



- Begin with the most foundational **skill** need.
- Work to fill in gaps to create building blocks to enable students to move to more difficult skills.



The ISIP is computer **adaptive** to determine each student's exact ability level.

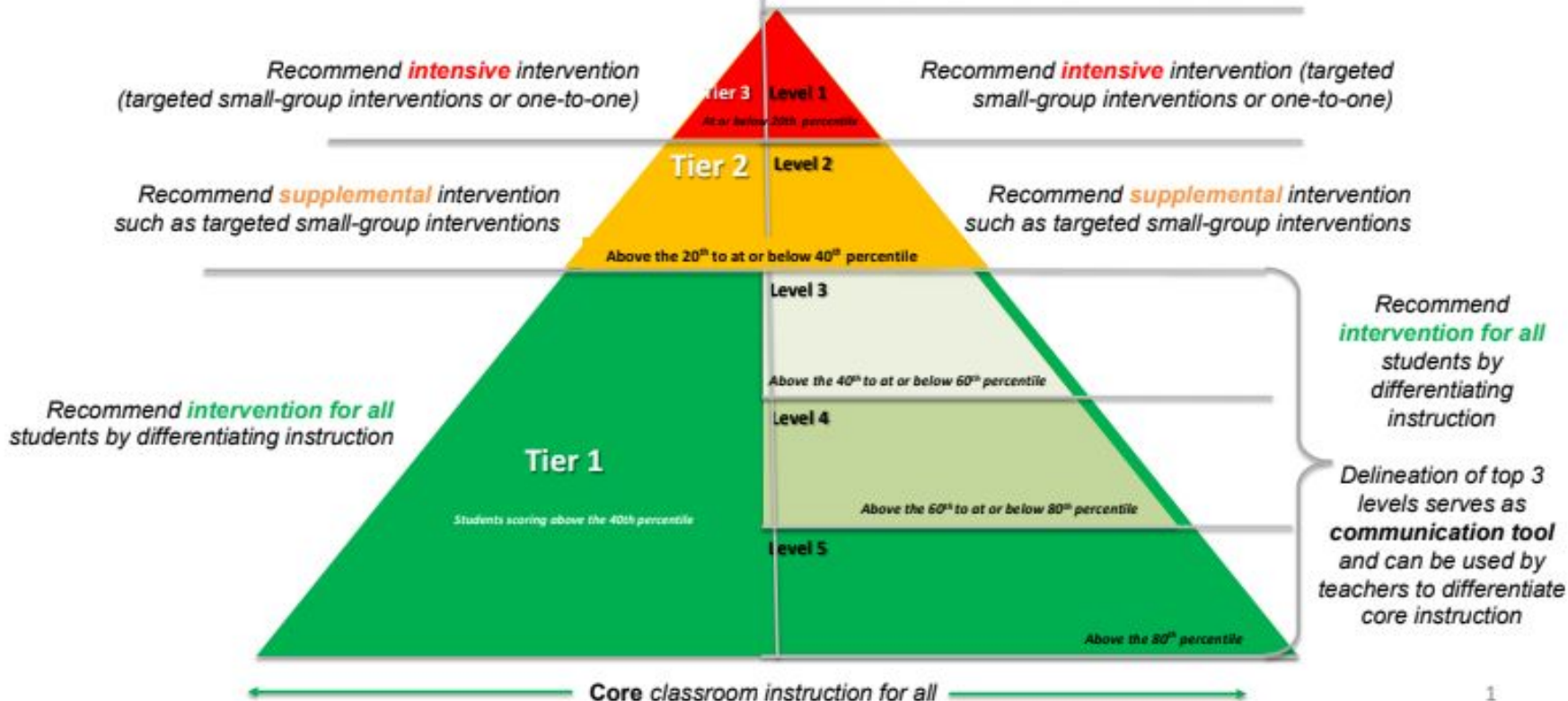


Tiers

What do I do?

Levels

What do I do?



Student Summary Reports



Program Overview

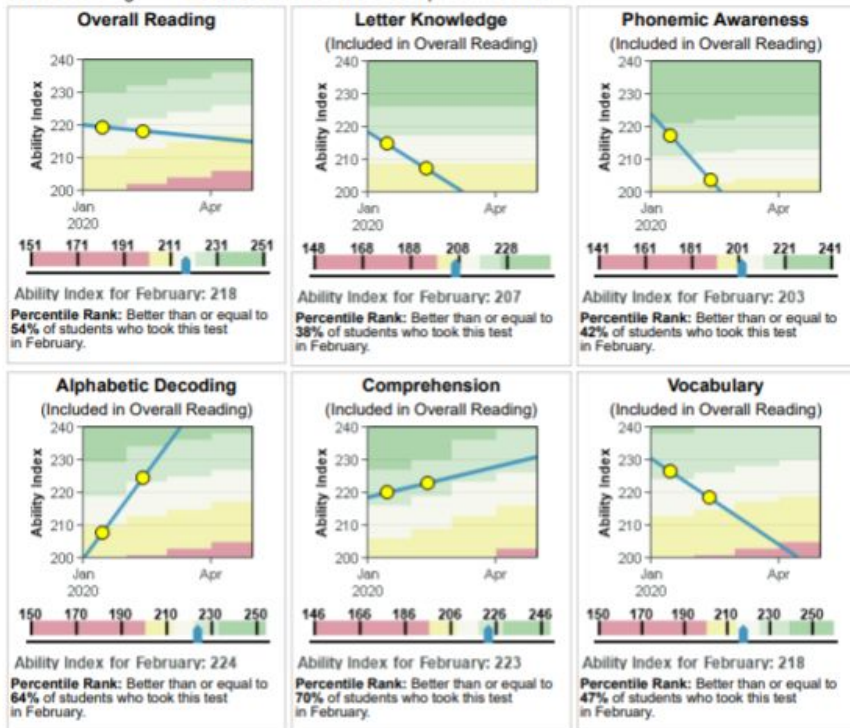
Current Reading Program Cycle : n/a
Last Date Used: Wed Feb 12 2020 10:33:11 AM (-05:00)

Program Usage (hours): 1
Lexile Student Measure: 145L
http://www.lexile.com/fab/istation/?lexile_m=145

Istation's Indicators of Progress (ISIP™)

Results as of the most recent assessment taken (February 12th): The Student Summary Handout Report shows how your student is performing in all the different skill areas on Istation's ISIP assessment. ISIP measures your student's ability in all critical areas of reading. Ability scores are used to show reading growth throughout the school year.

Overall Reading: **Level 3:** At or below the 60th percentile rank



Proficiency scores by grade level

10

Proficiency Scores for Kindergarten through Third Grade using Istation ISIP ER

| North Carolina's Proficiency Scores | | | |
|-------------------------------------|-----|-----|------|
| | BOY | MOY | EOY |
| Kindergarten | 192 | 205 | 213 |
| First Grade | 213 | 223 | 233 |
| Second Grade | 231 | 242 | 246 |
| Third Grade | 247 | 254 | *258 |

Third Grade RtA Pathway to Show Proficiency

*** A third grade student scoring an overall reading ability score of 258 on the Istation ISIP ER, meets the Lexile level equivalency of the EOG (725L) and demonstrates Read to Achieve proficiency.**

***Istation ISIP ER score of 258 must be obtained during a benchmark period (BOY, MOY, EOY); students that obtain a 258 should continue to be given the benchmark using Istation through the end of third grade.**


Being Invited to Summer Camp

11

- At this time students who do not hit the 50th percentile will be invited to WCPSS summer camp.
- The State School Board is meeting in March and April to vote on possible changes to this.
 - Students in Level 1 and Level 2
- More information is coming from WCPSS and DPI




Parent Portal



To access the Parent Portal (parent experience):

Visit the Parent Portal online

1. Go to secure.istation.com
2. The first time you log in, you will be prompted to select your student's school. Type in the school information. This will only be done once.
3. Type in the login information for your parent account as provided by your student's teacher and click "Log In".



Log In: Find Your Campus

To log in to the Istation classroom management and student report Web site, you must specify your location so that we can properly identify your account.

Search by Your Campus, District or Istation Domain Name

User name [Forgot User Name?](#)

Password [Forgot Password?](#)



Go to:
secure.istation.com



Log In: Find Your Campus

To log in to the Istation classroom management and student report Web site, you must specify your location so that we can properly identify your account.

Search by Your Campus, District or Istation Domain Name

**Make sure you find Penny Road in
Wake County!**



Log In

You are logging in to the Reports and Management Web site for:

**Penny Road Elementary (pennyroad.wcpss.nc)
at Wake County Public School System.**

Wrong campus? [Find your campus](#) in order to log in.

User name


[Forgot User Name?](#)

Password

[Forgot Password?](#)

Log In

Forgot User Name or Password?



**Use the username found
in your parent report
letter to log in**

Istation at Home

Welcome to the Istation Parent Portal. Your school has chosen to equip you with the tools you need to improve your child's reading growth. We are excited to partner with you as a parent to reinforce your child's learning outside of the classroom.

[Download Istation](#)

17

This Week

Su Mo Tu We Th Fr Sa

0 minutes

Last Week

Su Mo Tu We Th Fr Sa

0 minutes

Last Login: 01/28/2020 2:30 PM

Reading



Lexile Student Measure:

BR110L

[Find A Book >>](#)

Reports

We keep you informed through easy-to-read Web-based reports. Istation reports allow you to watch your child's progress by summarizing his or her growth throughout the school year.

[Go to reports](#)

Resources

We offer a variety of support materials and activities to help you reinforce your child's learning at home. Suggested activities are based on the current instruction your child is receiving within the computer program. Use your child's current cycle placement to choose activities.

[Go to resources](#)

This is where you can find the Student Summary report in color

Get Started with Istation's Ipractice and Parent Portal

To enable Ipractice at home (student experience):

Install Istation onto your home computer

1. Go to www.istation.com/Support
2. Follow the instructions to Install Istation on your home computer, iPad, or tablet.
3. Log in to Istation using your school's Single Sign On (SSO) link at your school's portal.
4. You will only need to download Istation one time. After that you simply click the Istation icon on your schools portal.
5. The Istation RtA icon is blue and looks like:





Questions?

Please submit your questions
on a sticky note for the
parking lot.

Make sure to give us
information on the student
and the teacher.