

DRAFT 1

WCPSS ENROLLMENT PLAN

2020-2021

A MULTI-YEAR APPROACH TO GROWTH MANAGEMENT

Prepared by: Office of Student Assignment

Board of Education Work Session
October 1, 2019

Overview

- **WCPSS Board Policy 4150- School Assignment and Transfers**
- **Current School Crowding**
- **New School, 2020-21**
- **Existing Schools, 2020-21**
- **New School, 2021-22**
- **Grandfathering**
- **Enrollment Plan Timeline / Feedback Collection**
- **Addendum**

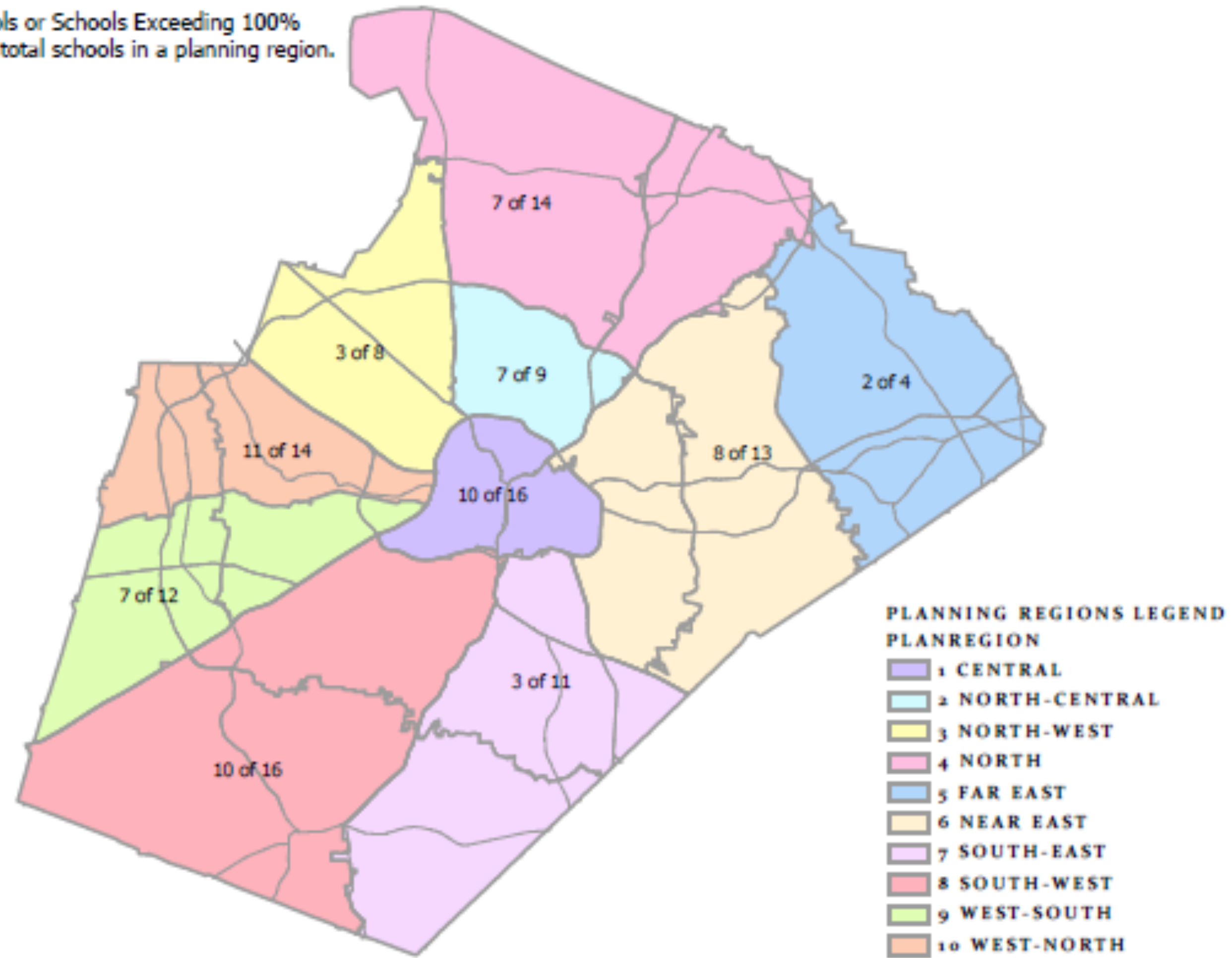
A. DRAWING OF SCHOOL ATTENDANCE AREAS

1. The assignment areas will be developed by balancing, to the extent reasonable, the goals and factors set forth below and will include target ranges, where appropriate, to accomplish these goals and factors:
 - **Operational Efficiency**
 - **Proximity**
 - **Stability**
 - **Student Achievement**

Note: More detailed information is included in Addendum



x of Capped Schools or Schools Exceeding 100%
Crowding out of x total schools in a planning region.

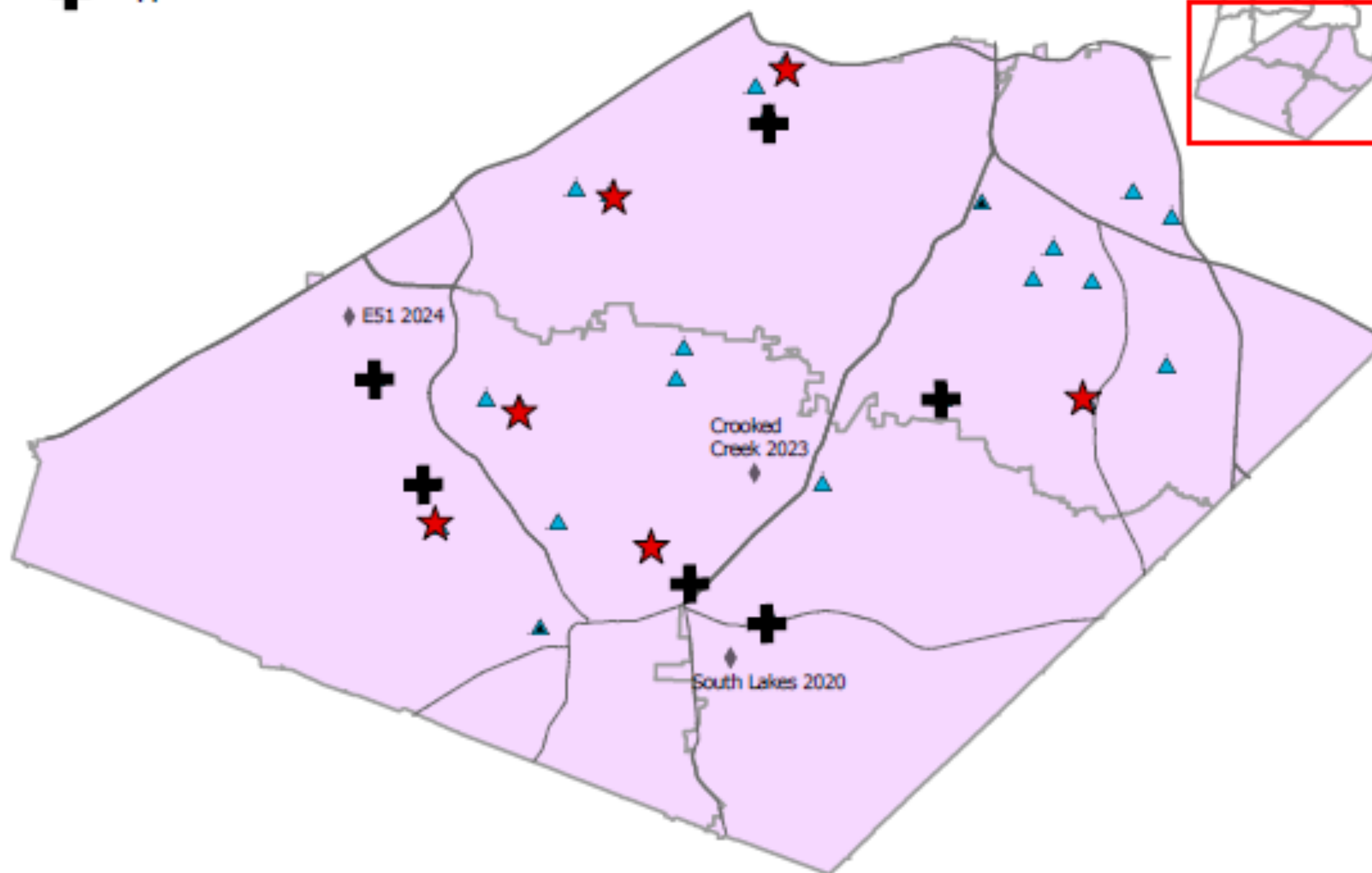
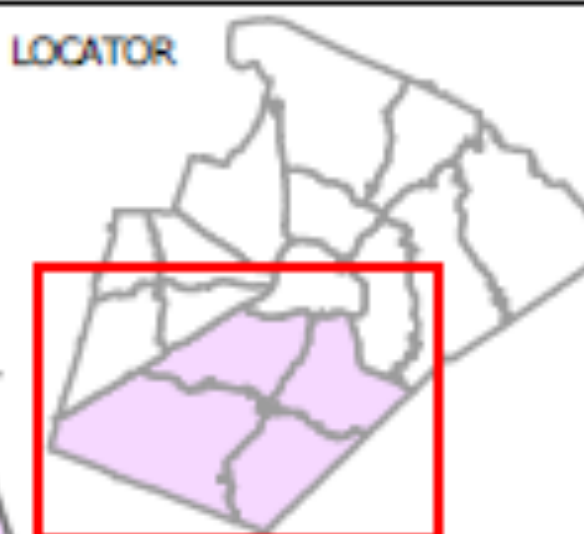




2019 ELEMENTARY CROWDING WITH TRAILERS

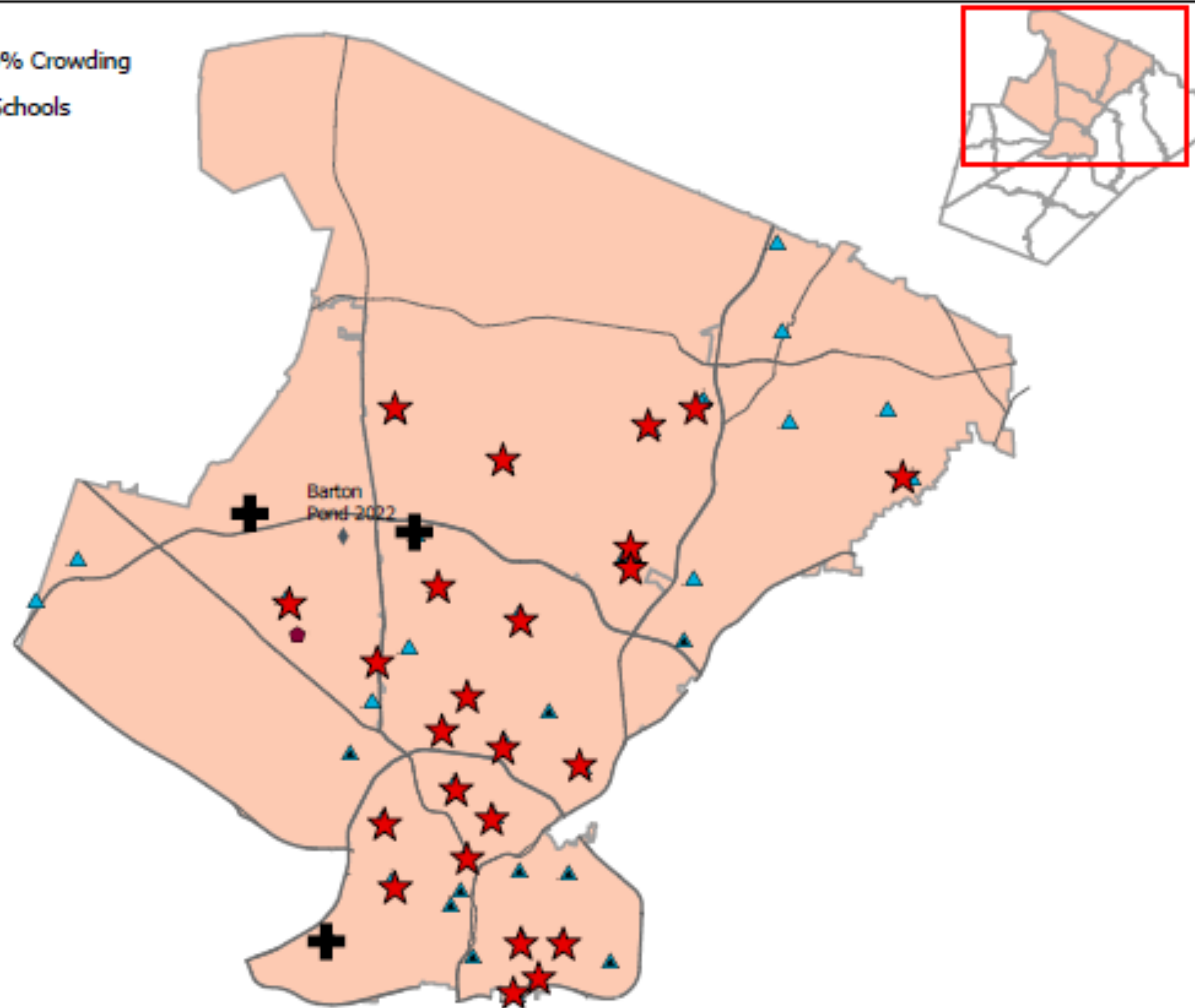
- ★ Over 100% Crowding
- ✚ Capped Schools

LOCATOR





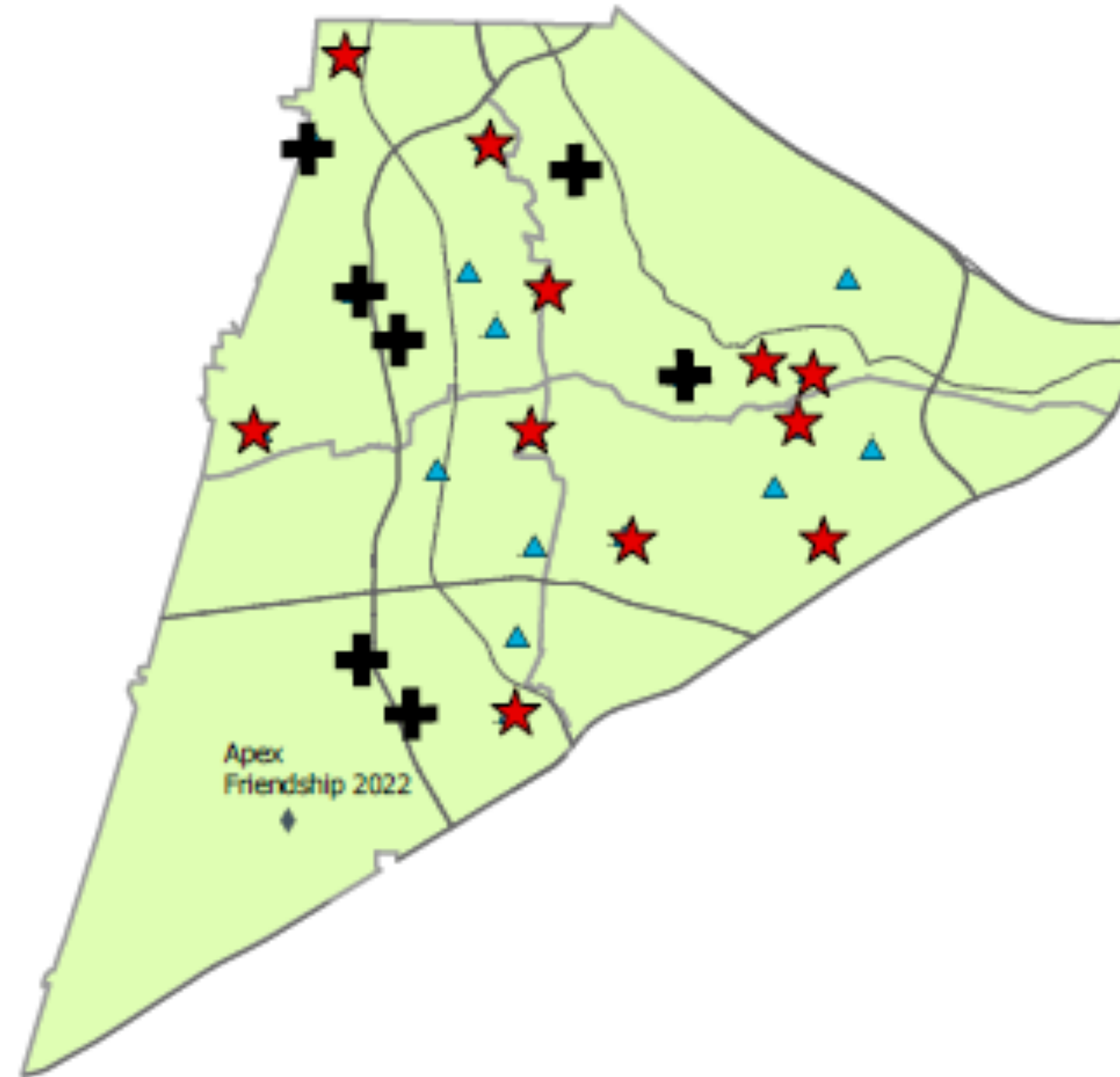
- ★ Over 100% Crowding
- ✚ Capped Schools





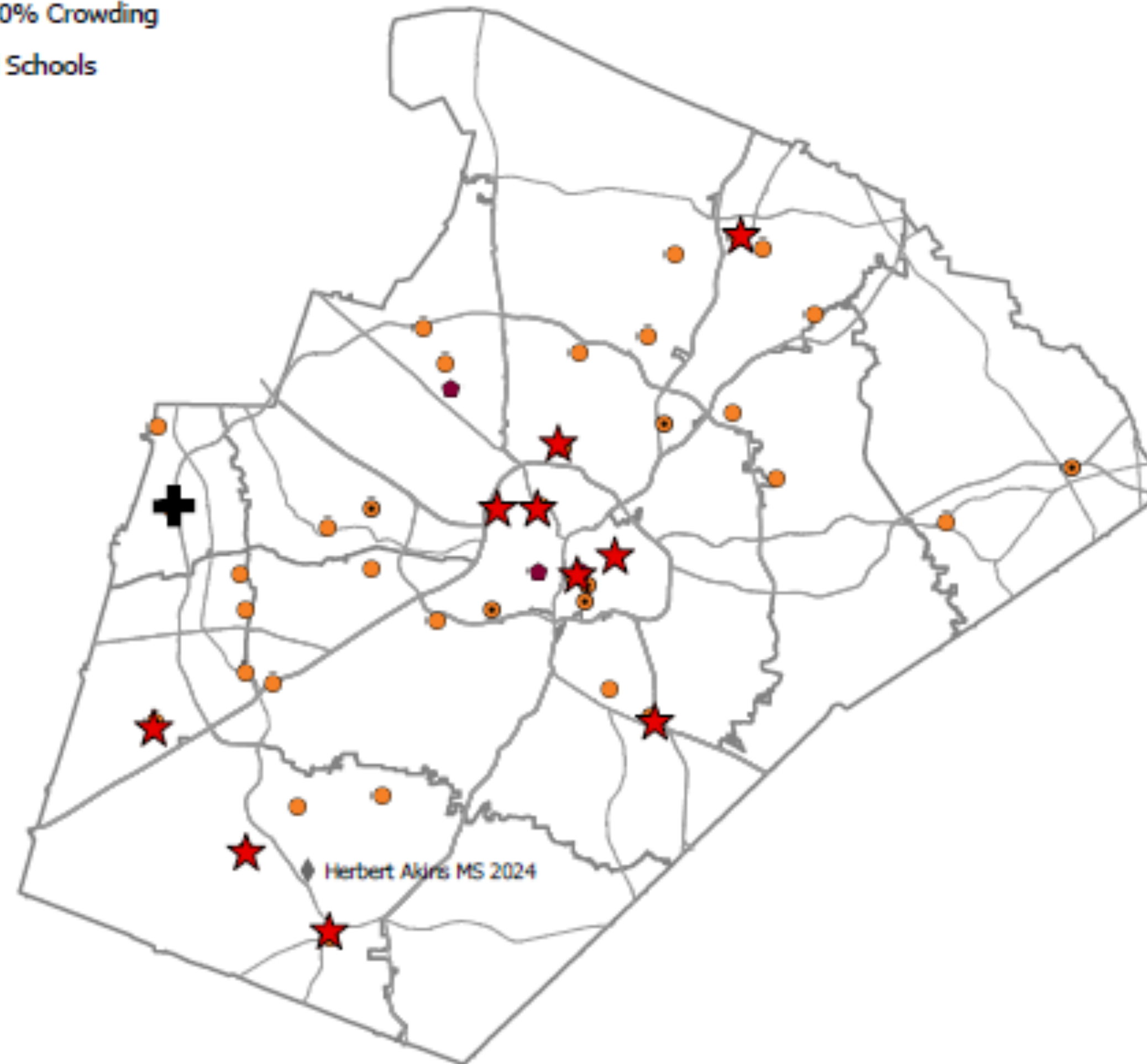
- ★ Over 100% Crowding
- ✚ Capped Schools

LOCATOR



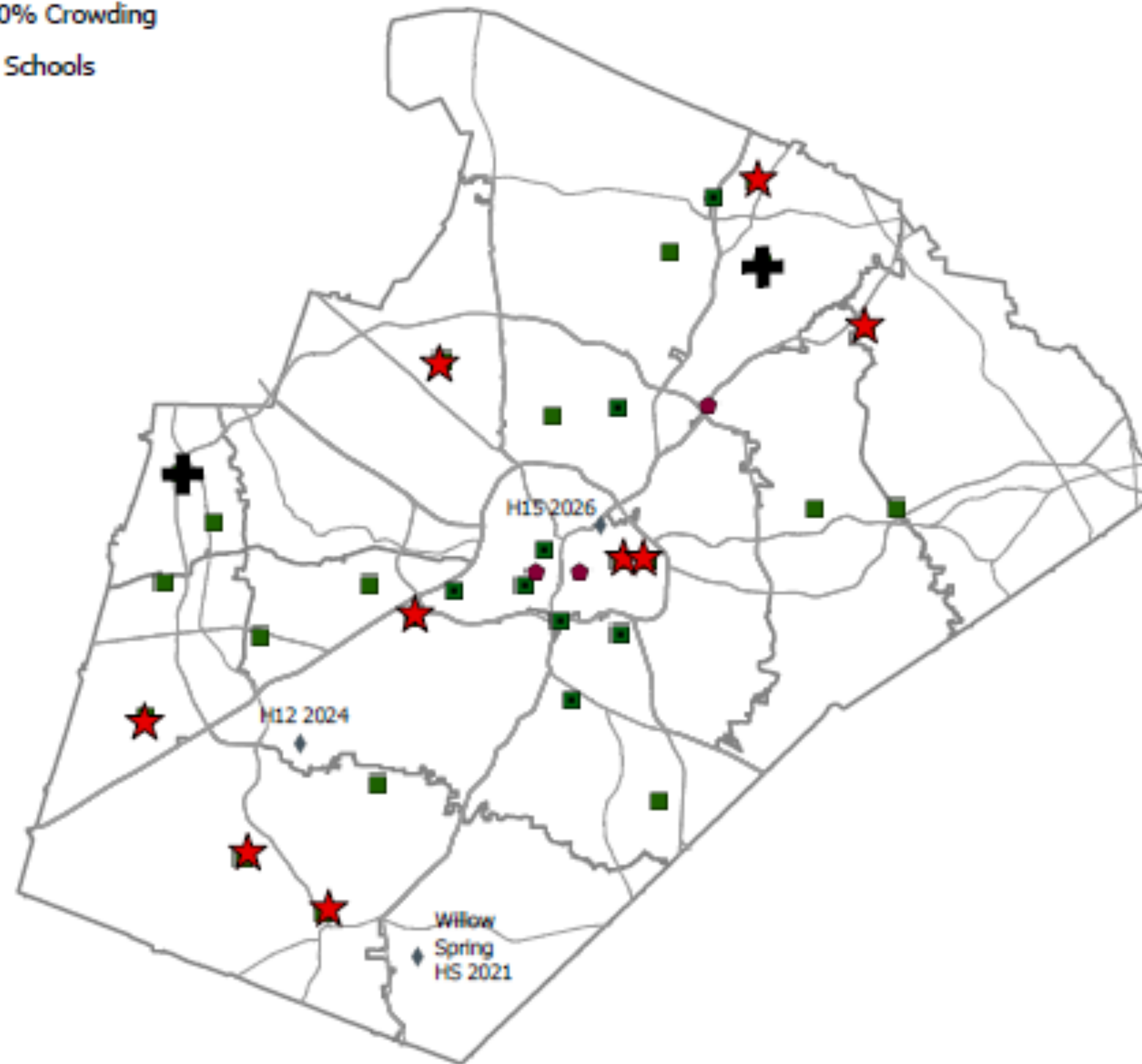


- ★ Over 100% Crowding
- ✚ Capped Schools

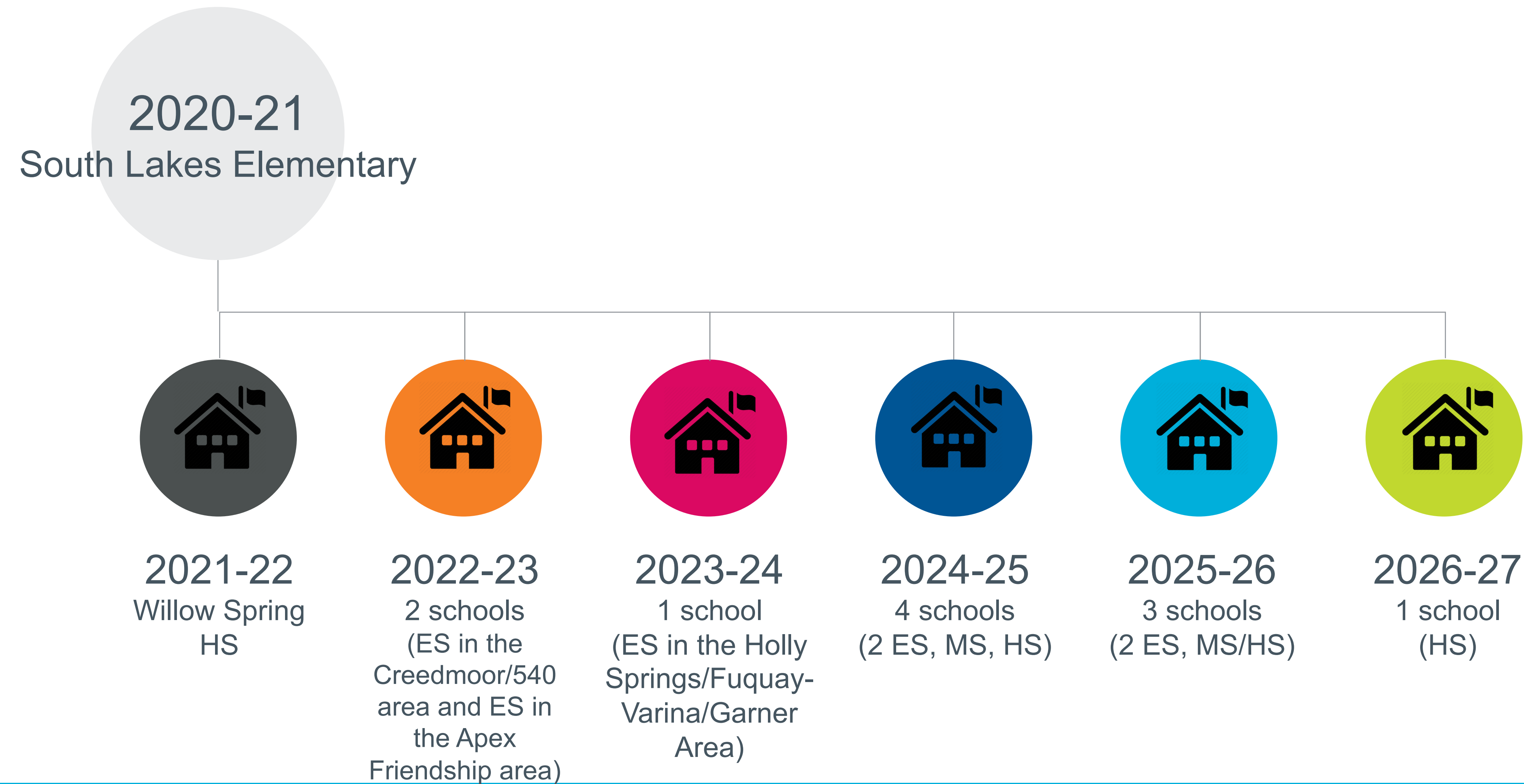




- ★ Over 100% Crowding
- ✚ Capped Schools



Seven-Year Plan



Seven Year Plan: Future School Openings

Capital Improvement Plan

Code	School Name	2019-20	2020-21	2021-22	2022-23	2023-24	2024-25	2025-26	2026-27
E50	Parkside ES	E50 ES							
E46	Southeast Raleigh ES	E46 ES	←						
M16	Alston Ridge MS	M16 MS							
H7	Green Level HS	H7 HS							
E35	South Lakes ES		E35 ES	←					
H13	Willow Spring HS	F-V HS	F-V HS	H13 HS Lg					
E24	Barton Pond ES	Stough ES	York ES	Brassfield ES	E24 ES				
E41	Apex Friendship ES				E41 ES				
E44	Crooked Creek ES					E44 ES			
M14	Herbert Akins MS				F-V MS	F-V MS	M14 MS		
E51	E51 ES					Baucom ES	E51 ES		
H12	H12 Large HS						H12 HS Lg		
EXX	EXX ES						EXX ES		
EXX	EXX ES							EXX ES	
EXX	EXX ES							EXX ES	
M18	M18 Large							M18 MS Lg	
H11	H11 Smaller HS							H11 HS Sm	
H15	H115 Small HS								H15 HS Sm
	Swing Space: A new school serves as a swing space for an existing school's renovation before opening with its own population, e.g., Fuquay-Varina HS at Willow Spring (2019-2021)								

2019-20 Enrollment Plan

- 4 schools (2 Elementary, 1 Middle, 1 High)

Seven Year Plan (2020-2026)

- 14 schools (8 Elementary, 2 Middle, 2 Large High, 2 Small High)

*H13 – Willow Spring HS serves as a swing space for Fuquay-Varina HS in SY 2019 and 2020, before opening with its own population in 2021-22.

*E24 – Barton Pond ES serves as a swing space for Stough ES in SY 2019, York ES in SY 2020/21 & Brassfield in 2021 before opening with its own population in 2022-23

*M14 – Herbert Akins MS serves as a swing space for Fuquay-Varina MS in SY 2022 and 2023, before opening with its own population in 2024-25.

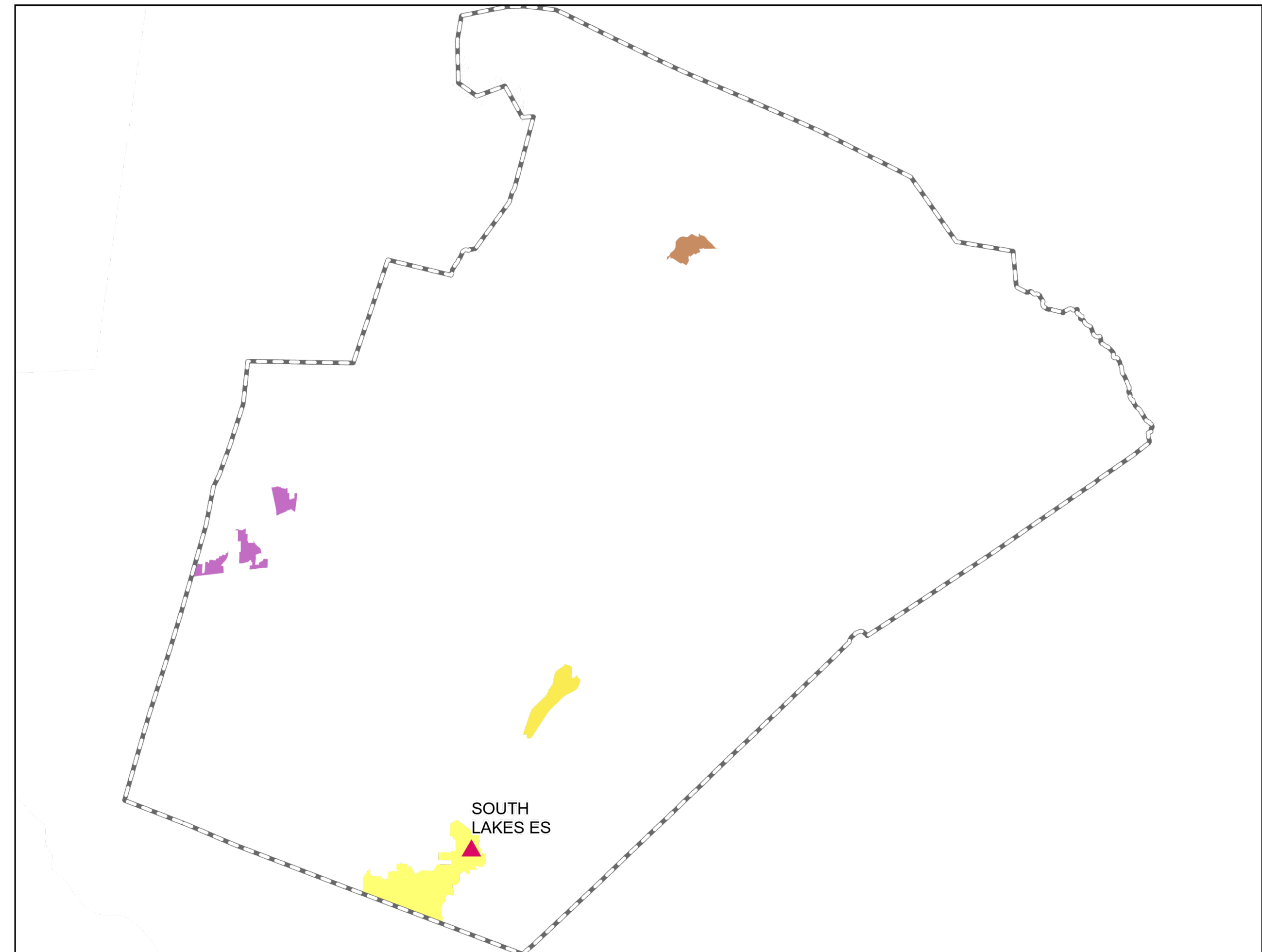
*E51 – Near US 1 serves as a swing space for Baucom ES in SY 2023 before opening with its own population in 2024-25

*This seven-year plan is designed with flexibility, so that it may be reviewed annually by WCPSS staff and Wake County Planners

Base School Impacts (2020-21) – Elementary School

Base Attendance Areas Impacted:

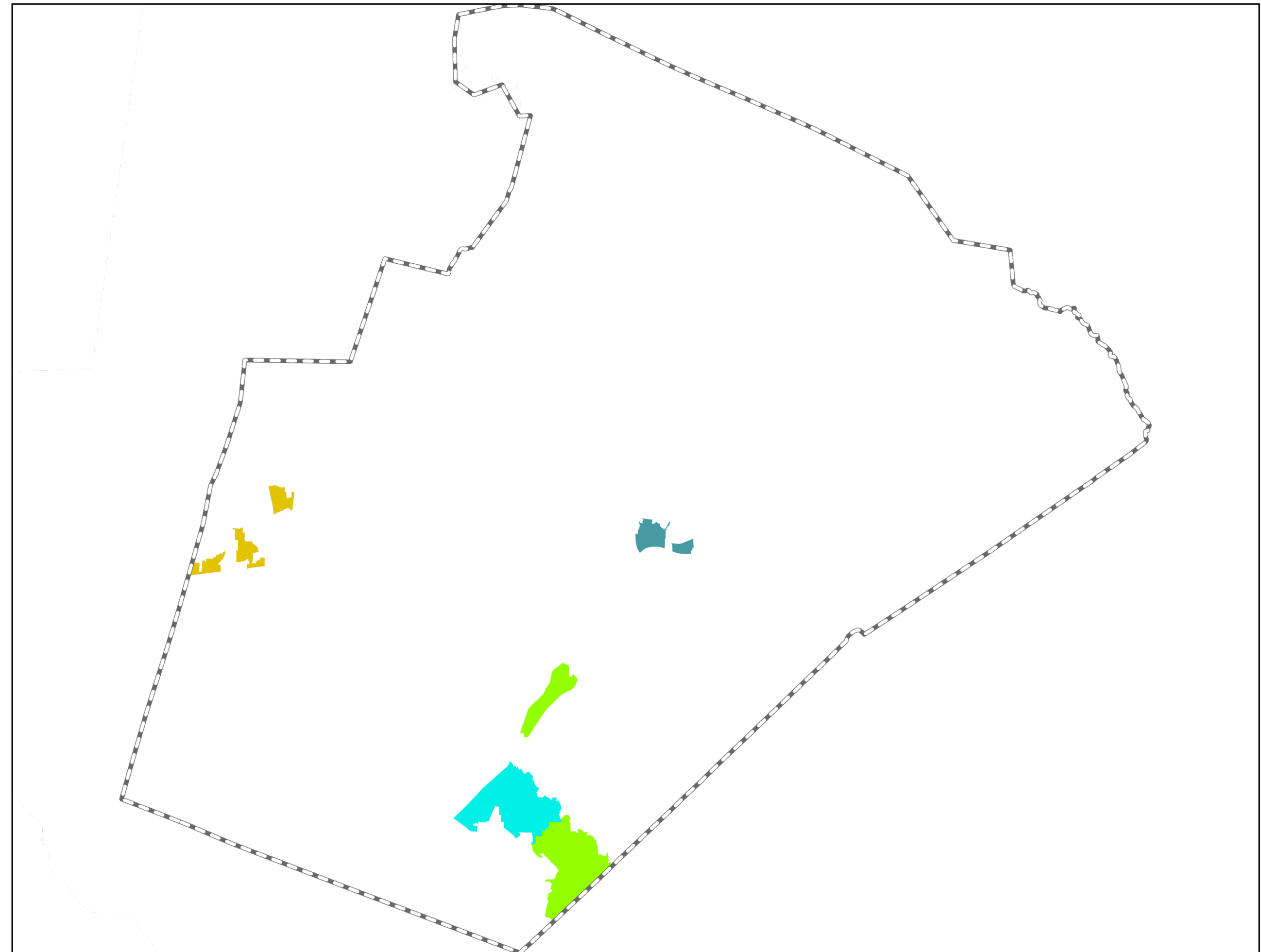
Banks Road
Brassfield
Fuquay-Varina
Highcroft Drive
Salem
Smith
Wakefield
White Oak
Willow Springs



Base School Impacts (2020-21) – Middle School

Base Attendance Areas Impacted:

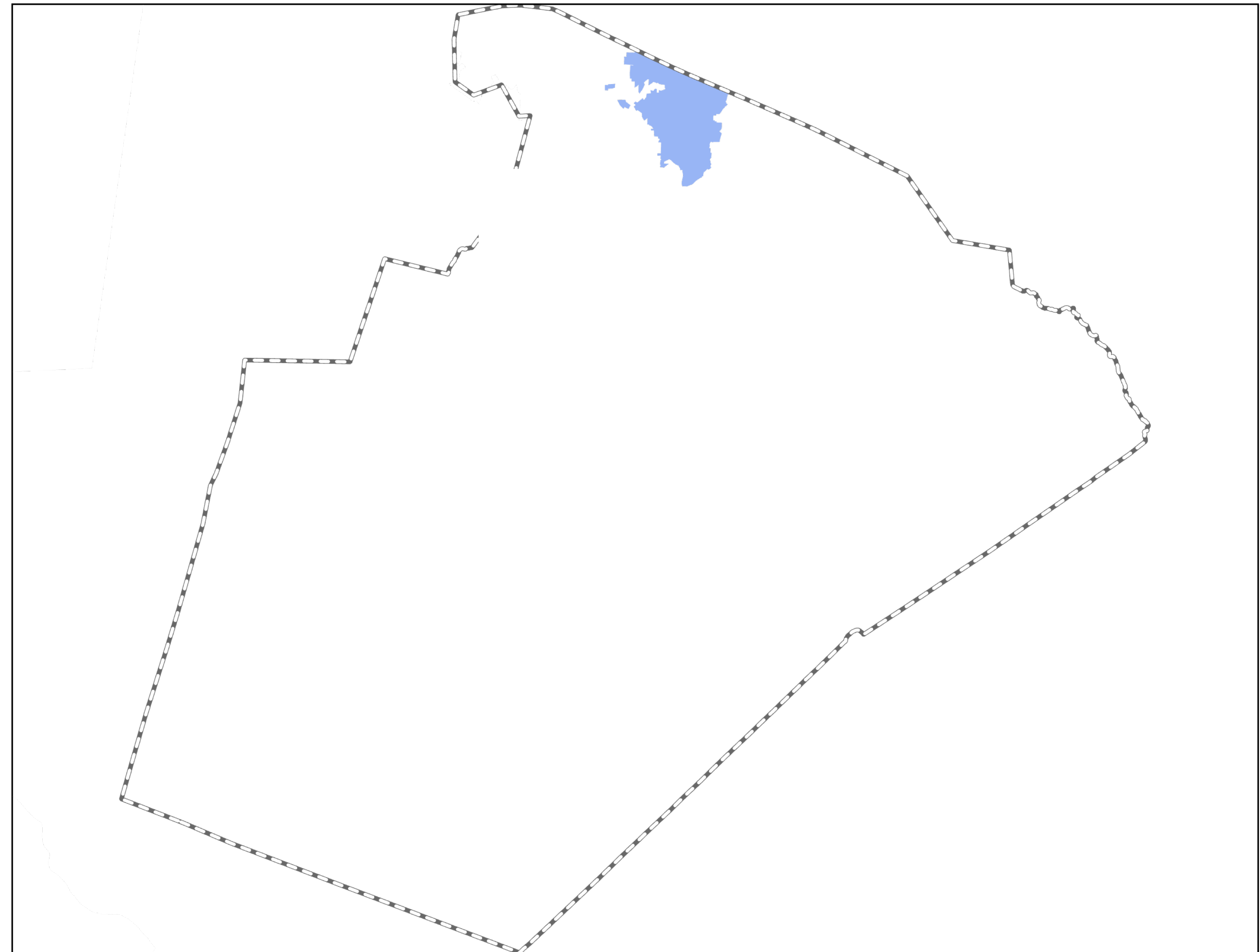
Centennial
Daniels
Fuquay-Varina
Holly Grove
Martin
Mills Park
North Garner
Salem
West Lake
West Millbrook



Base School Impacts (2020-21) – High School

Base Attendance Areas Impacted:

Wake Forest
Wakefield

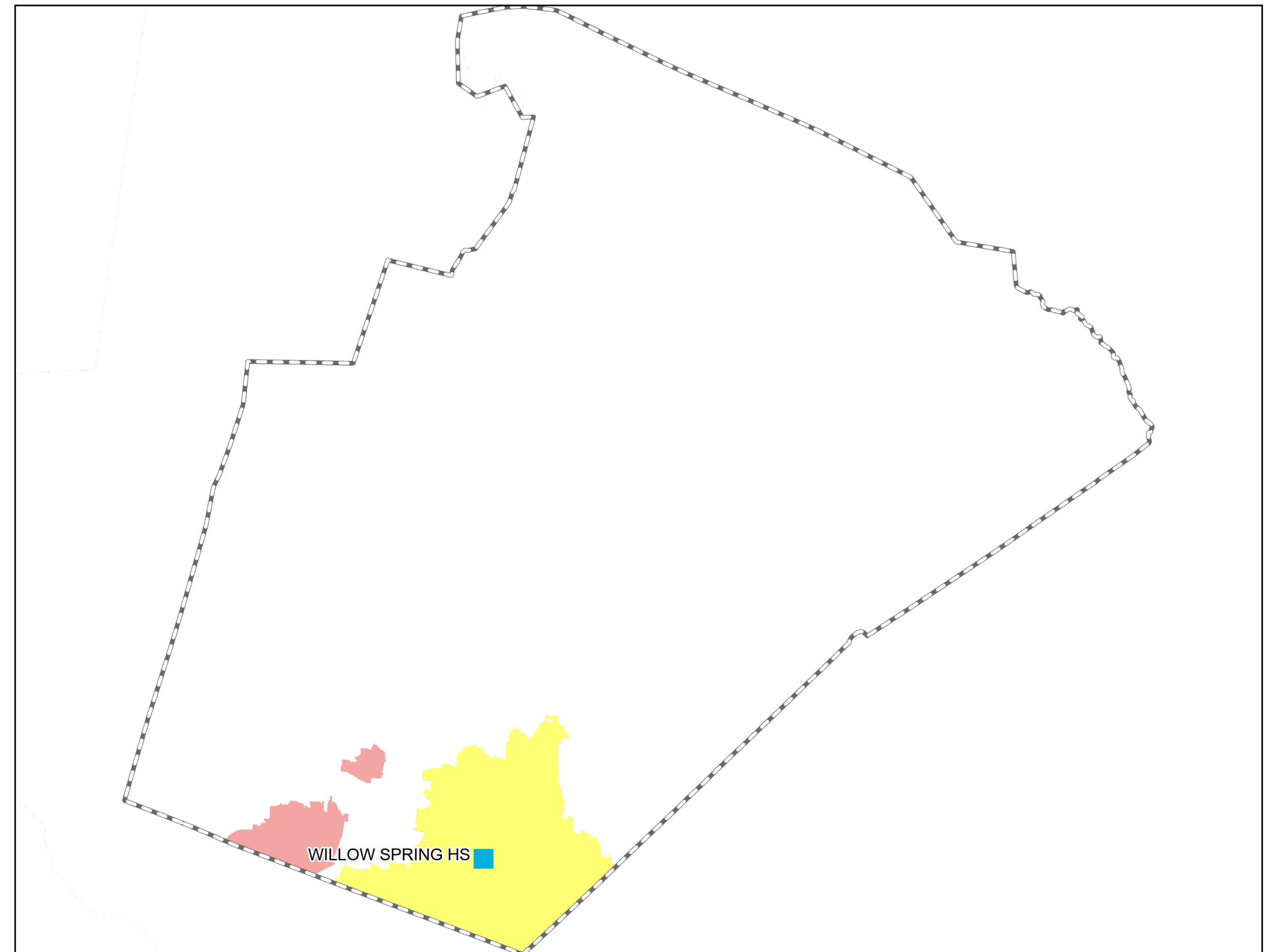


Base School Impacts (2021-22) – High School



Base Attendance Areas Impacted:

Fuquay-Varina
Holly Springs
Middle Creek



South Lakes Elementary (Opening August 2020)



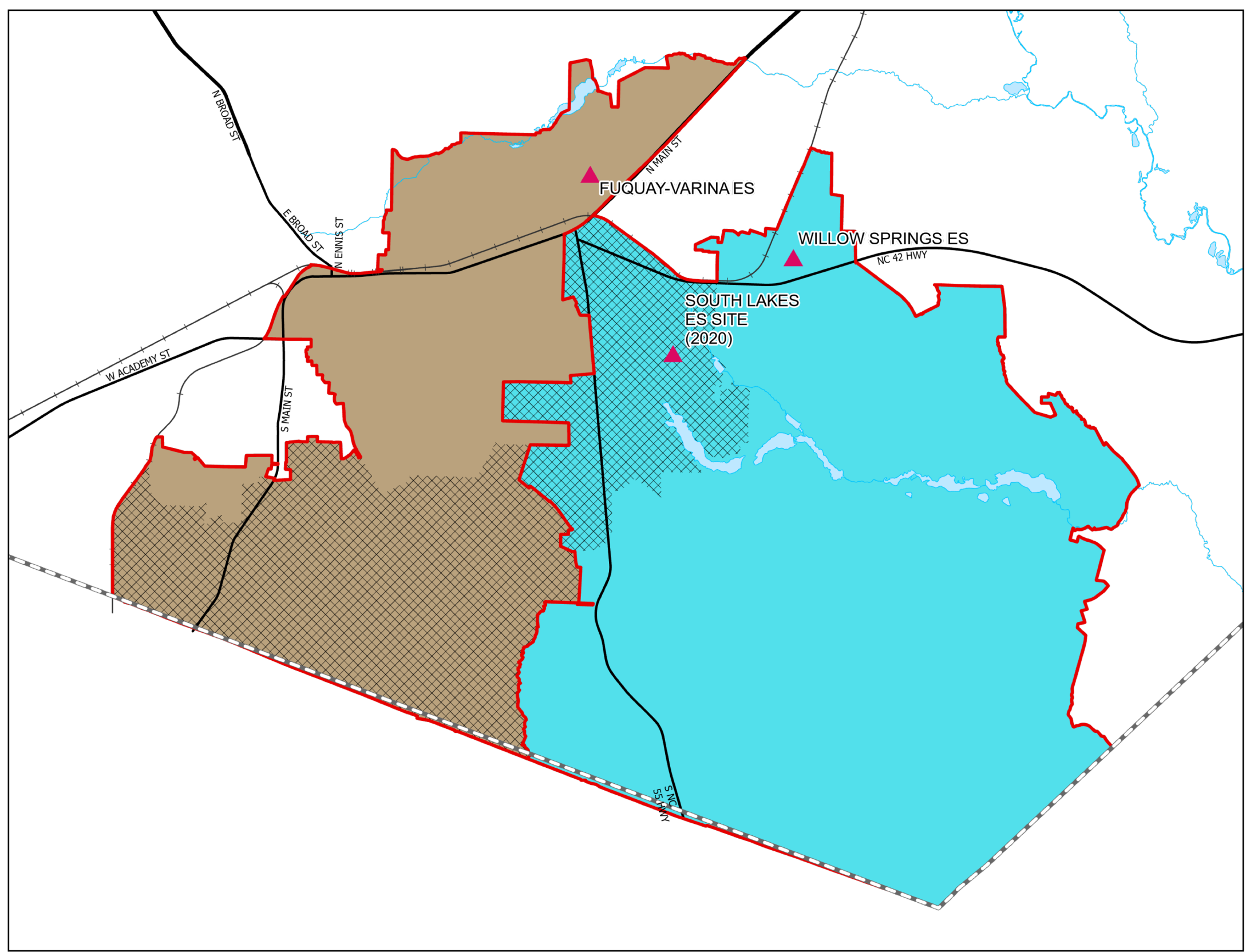
New School – South Lakes Elementary School (opening 2020)

- Traditional Calendar
- Capacity: 716
- Year-Round Application School: Ballentine Elementary
- Impacted Schools: Fuquay-Varina Elementary and Willow Springs Elementary
- Current status:

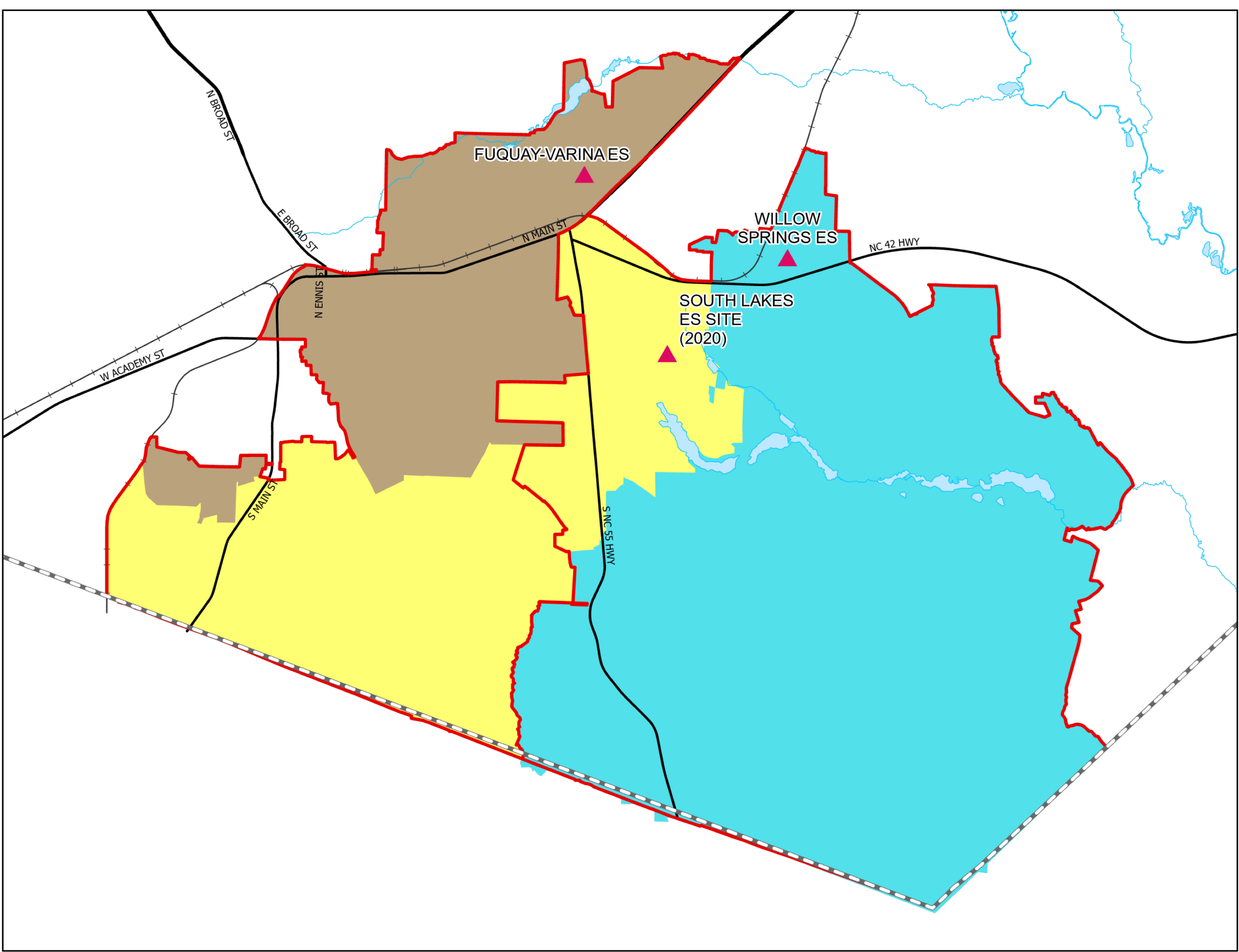

2019-20 Base School	Calendar	Capacity	Capacity w/ Trailers	Base %	2019-20 Enrollment	2019-20 Utilization	2019-20 Utilization w/Trailers
FUQUAY-VARINA ES	T	508	748	64%	804	158%	107%
WILLOW SPRINGS ES	Y	612	832	83%	801	131%	96%

- Utilization based on 2019-20 Capacity and 2019-20 OOSA School Population Report, 9/26/19
- Y – Year-Round Calendar, All Tracks (1-4)
- Y4 – Year-Round Calendar, Track 4 Only
- T – Traditional Calendar
- Base % = Percentage of WCPSS students within base attending the base school

New School – South Lakes Elementary School (opening 2020)



Impacted Areas:



Proposed Base Areas

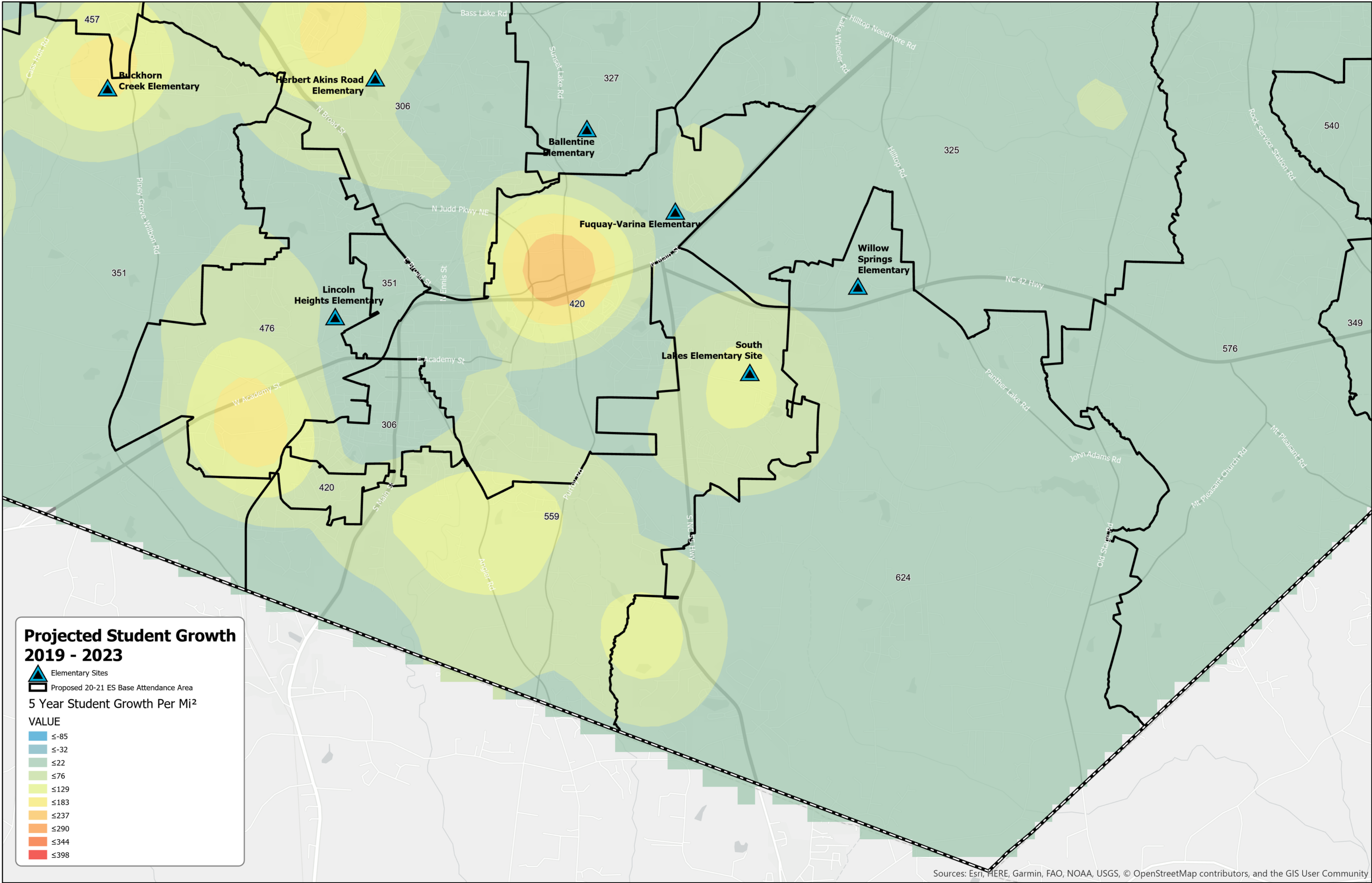
New School – South Lakes Elementary School (opening 2020)

2019-20 Base School	Calendar	Capacity	Capacity w/ Trailers	2020-21 Util	2020-21 Util w/ Trl	2022-23 Util	2022-23 Util w/ Trl
FUQUAY-VARINA ES	T	508	748	180%	122%	191%	130%
WILLOW SPRINGS ES	Y	612	832	132%	97%	132%	97%
SOUTH LAKES ES							

2020-21 Base School	Calendar	Capacity	Capacity w/ Trailers	2020-21 Util	2020-21 Util w/ Trl	2022-23 Util	2022-23 Util w/ Trl
FUQUAY-VARINA ES	T	508	748	126%	86%	129%	88%
WILLOW SPRINGS ES	Y	612	832	94%	69%	92%	68%
SOUTH LAKES ES	T	716	716	71%	71%	82%	82%

- Utilization based on 2019-20 Capacity
- Y – Year-Round Calendar, All Tracks (1-4)
- Y4 – Year-Round Calendar, Track 4 Only
- T – Traditional Calendar
- Util = Utilization
- Util w Trl = Utilization with Trailers

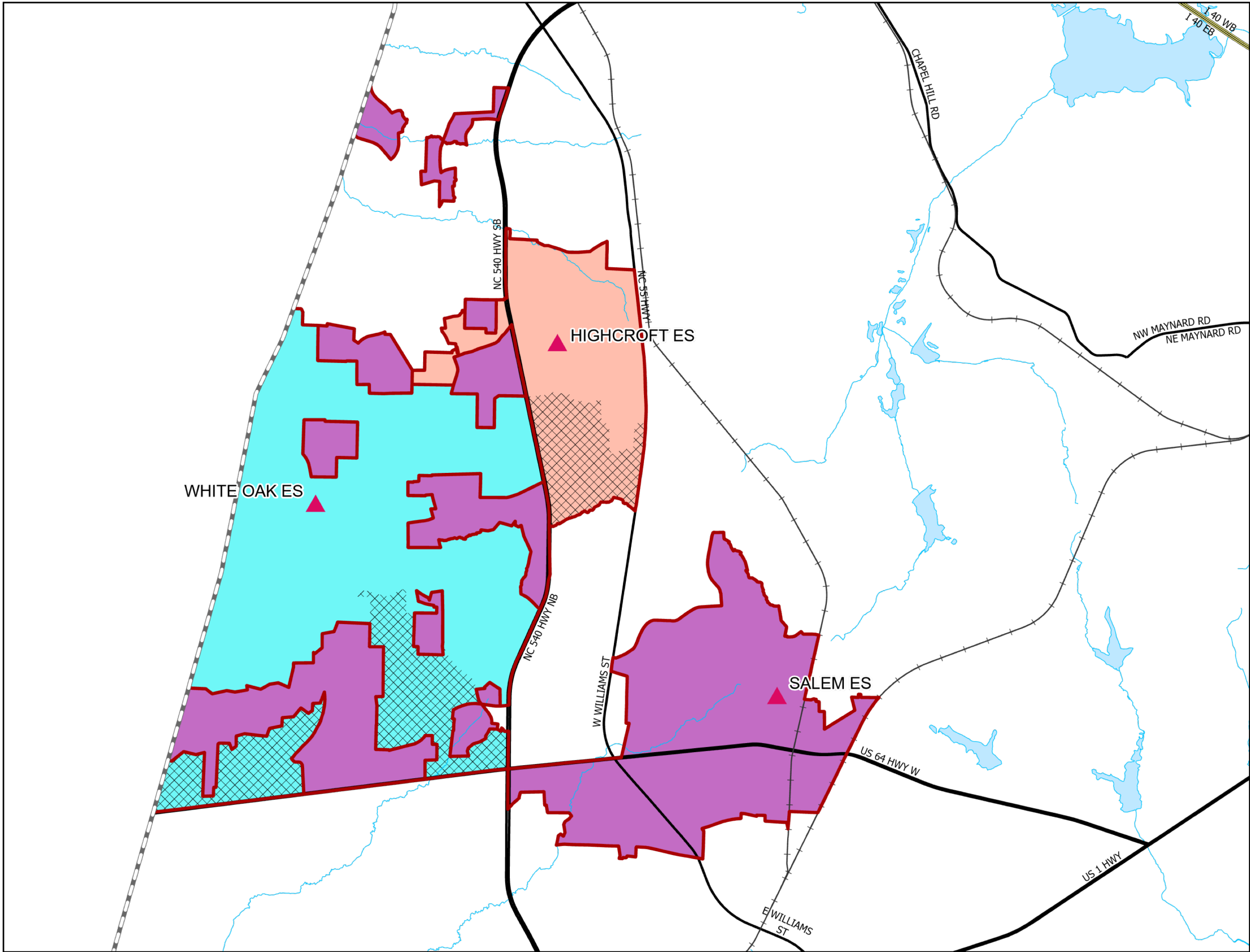

South Lakes Elementary (opening 2020)



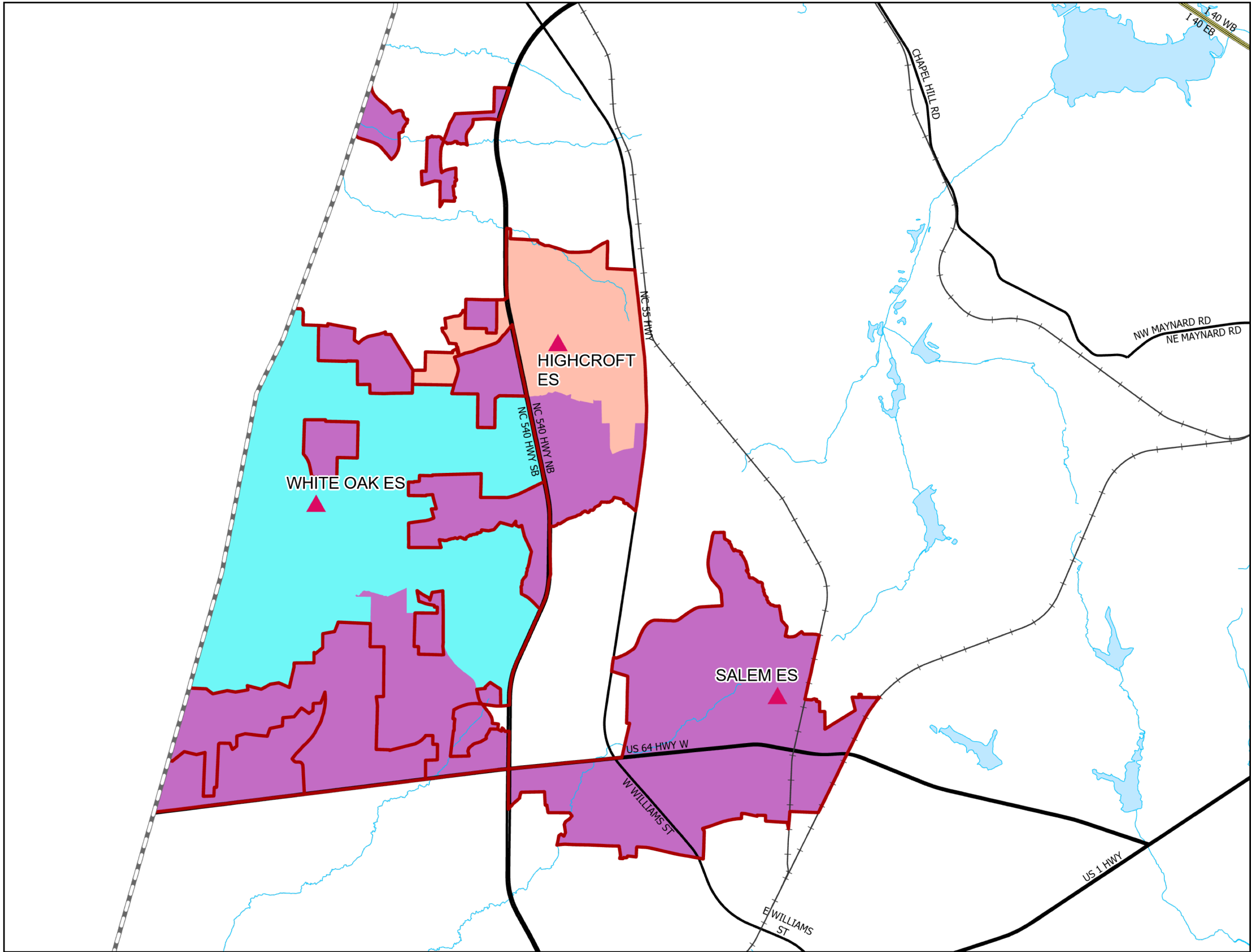
Existing Schools 2020-2021

- Overcrowded/Under-Utilized Schools
- Calendar Application Area Changes

Existing Schools 2020-2021 – Highcroft Drive Elementary School and White Oak Elementary School



Impacted Areas: 



Proposed Base Areas

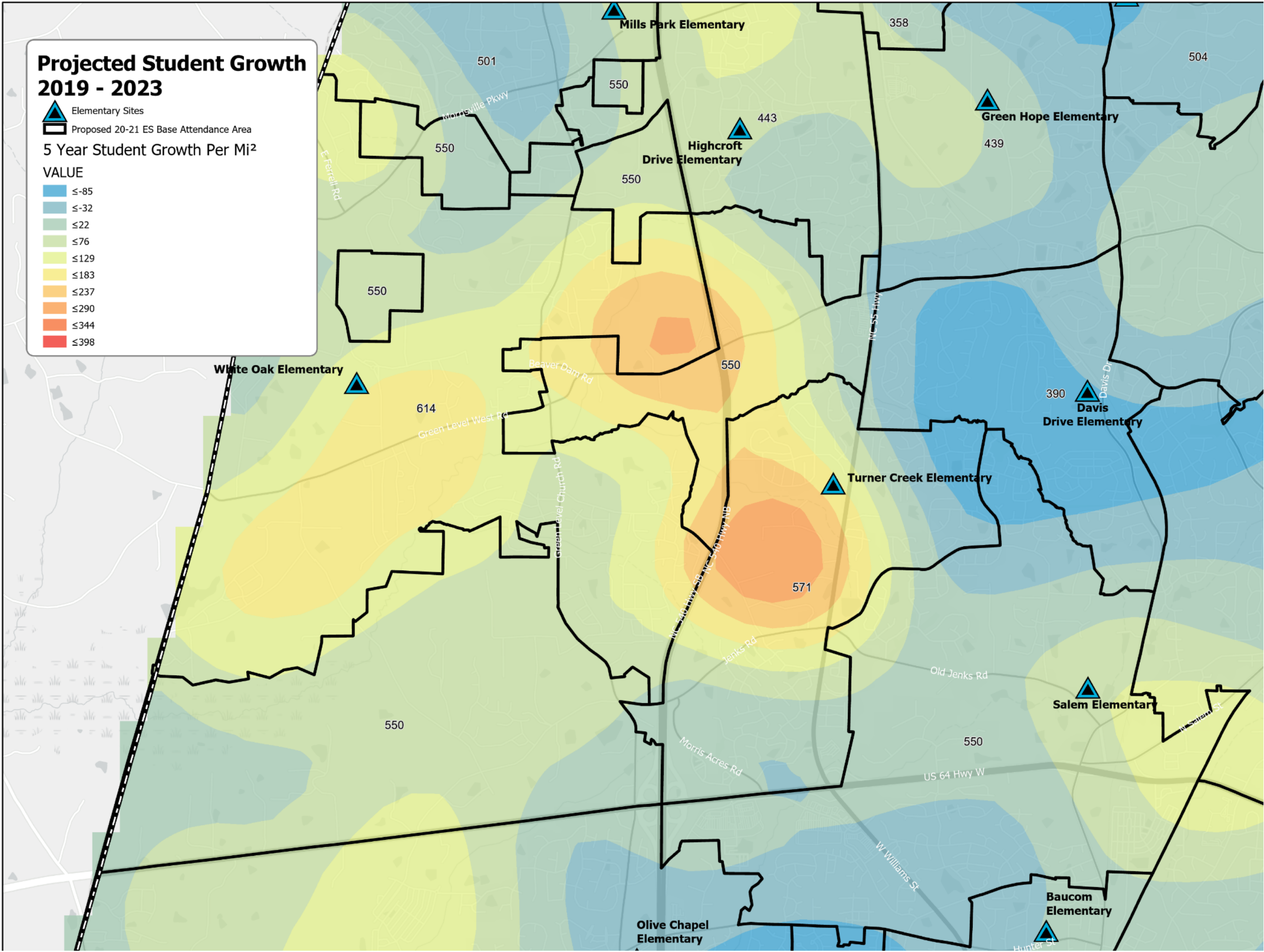
Existing Schools 2020-2021 – Highcroft Drive Elementary School and White Oak Elementary School

2019-20 Base School	Calendar	Capacity	Capacity w/ Trailers	2020-21 Util	2020-21 Util w/ Trl	2022-23 Util	2022-23 Util w/ Trl
HIGHCROFT ES	T	508	808	179%	112%	174%	110%
SALEM ES	Y	612	832	116%	85%	126%	92%
WHITE OAK ES	T	616	616	116%	116%	139%	139%

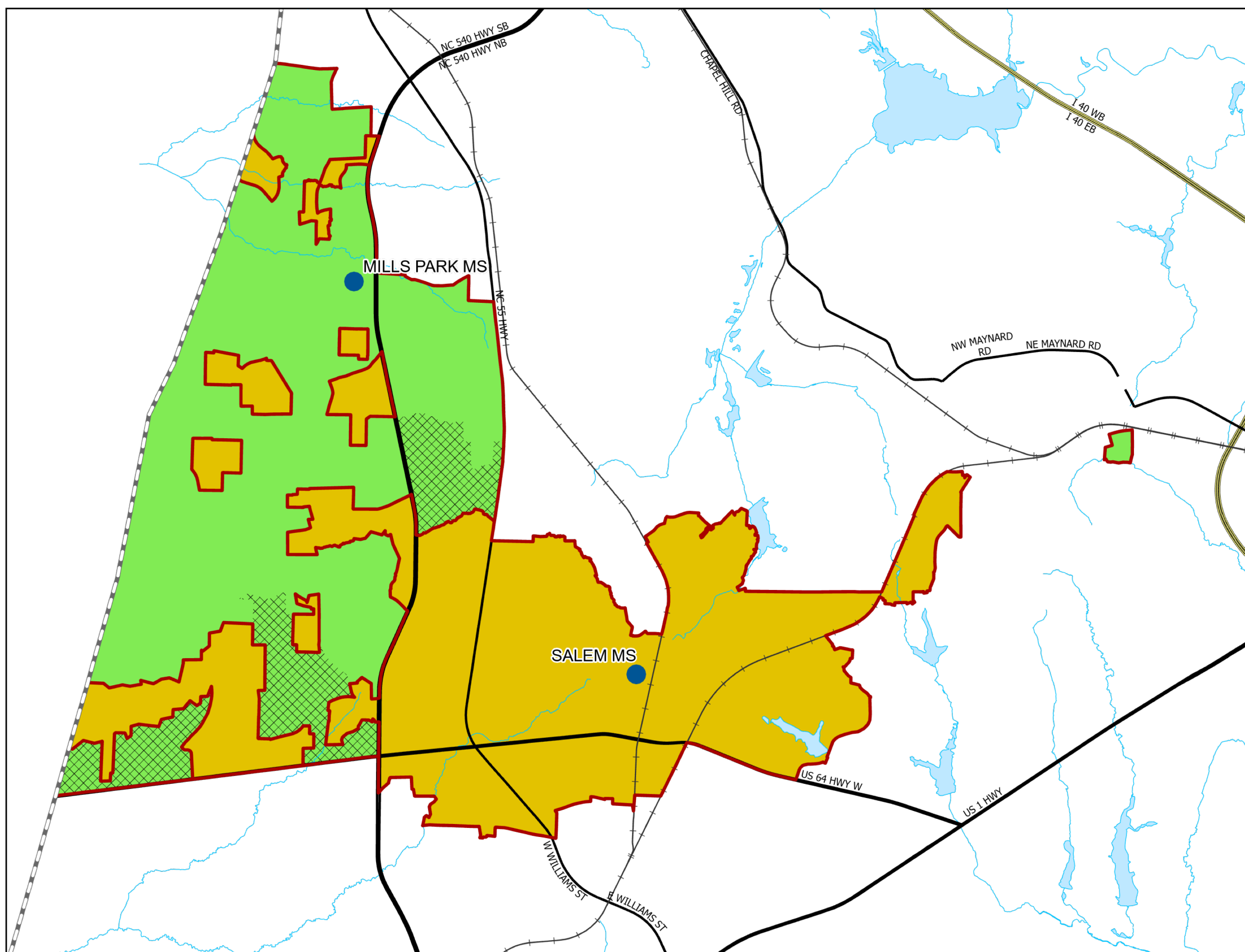
2020-21 Base School	Calendar	Capacity	Capacity w/ Trailers	2020-21 Util	2020-21 Util w/ Trl	2022-23 Util	2022-23 Util w/ Trl
HIGHCROFT ES	T	508	808	164%	103%	152%	96%
SALEM ES	Y	612	832	140%	103%	157%	115%
WHITE OAK ES	T	616	616	104%	104%	125%	125%

- Utilization based on 2019-20 Capacity
- Y – Year-Round Calendar, All Tracks (1-4)
- Y4 – Year-Round Calendar, Track 4 Only
- T – Traditional Calendar
- Util = Utilization
- Util w Trl = Utilization with Trailers

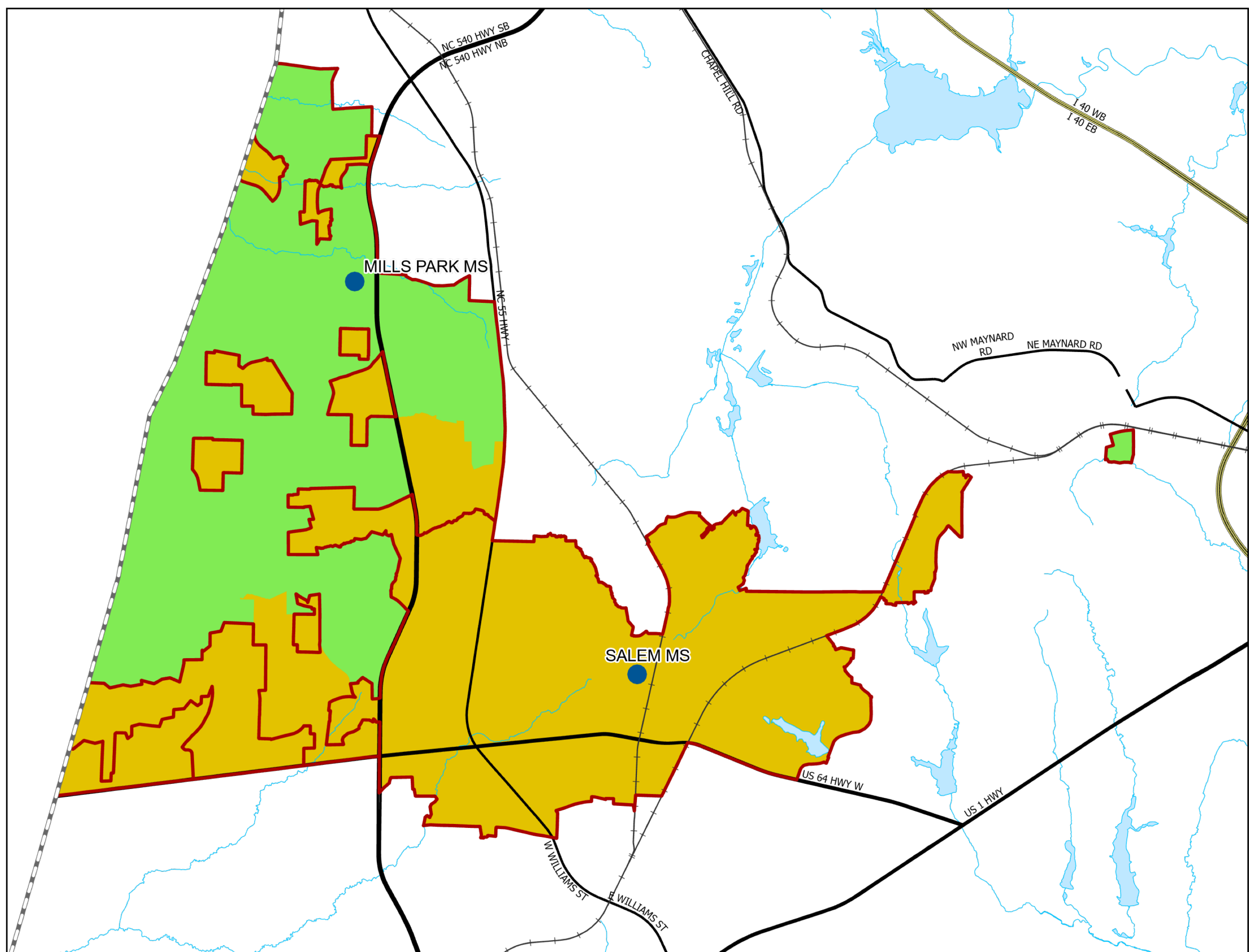
Existing Schools 2020-2021



Existing Schools 2020-2021 – Mills Park Middle School



Impacted Areas: 



Proposed Base Areas

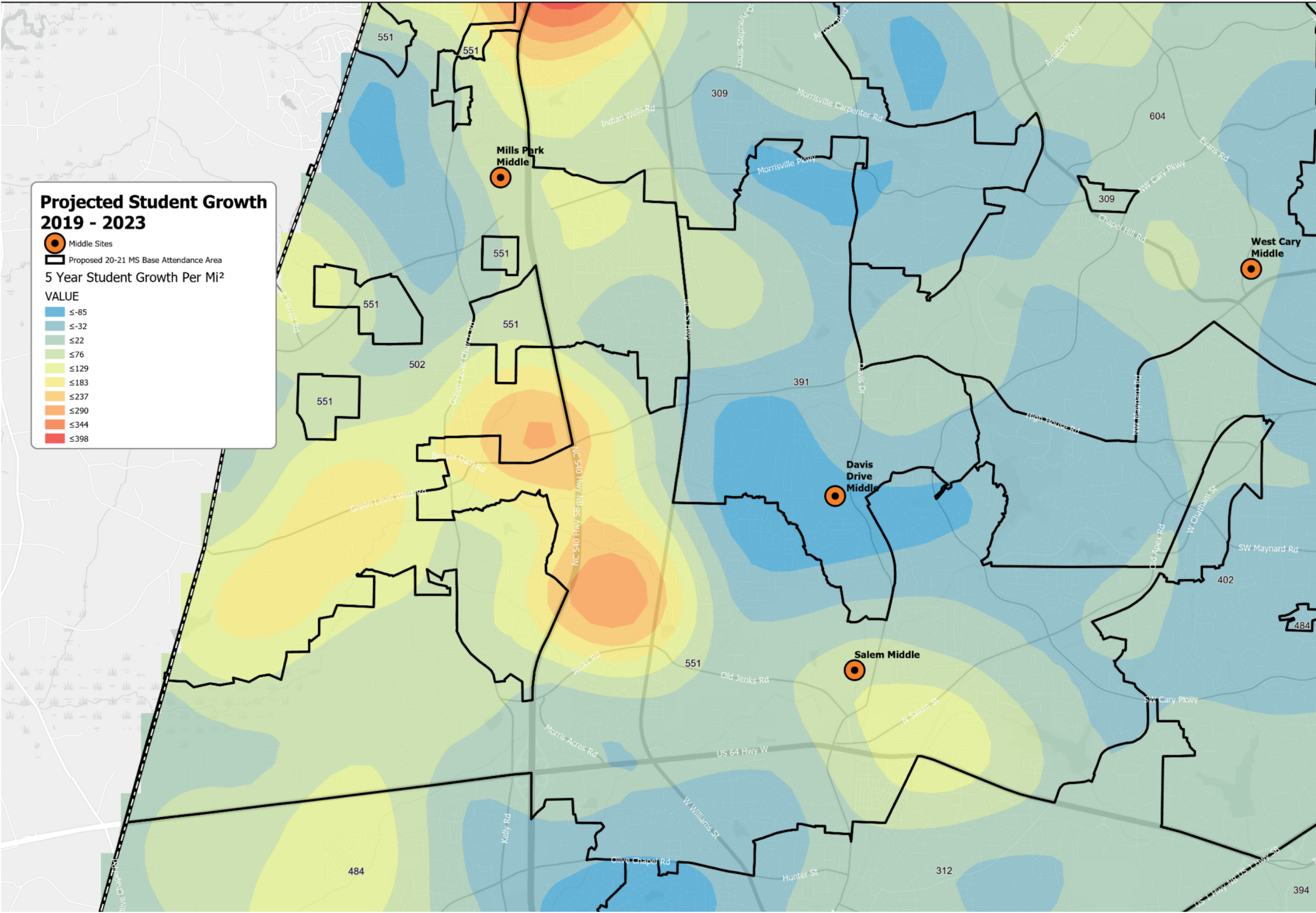
Existing Schools 2020-2021 – Mills Park Middle School

2019-20 Base School	Calendar	Capacity	Capacity w/ Trailers	2020-21 Util	2020-21 Util w/ Trl	2022-23 Util	2022-23 Util w/ Trl
MILLS PARK MS	T	1456	1560	105%	98%	109%	102%
SALEM MS	Y	1222	1274	84%	81%	90%	87%

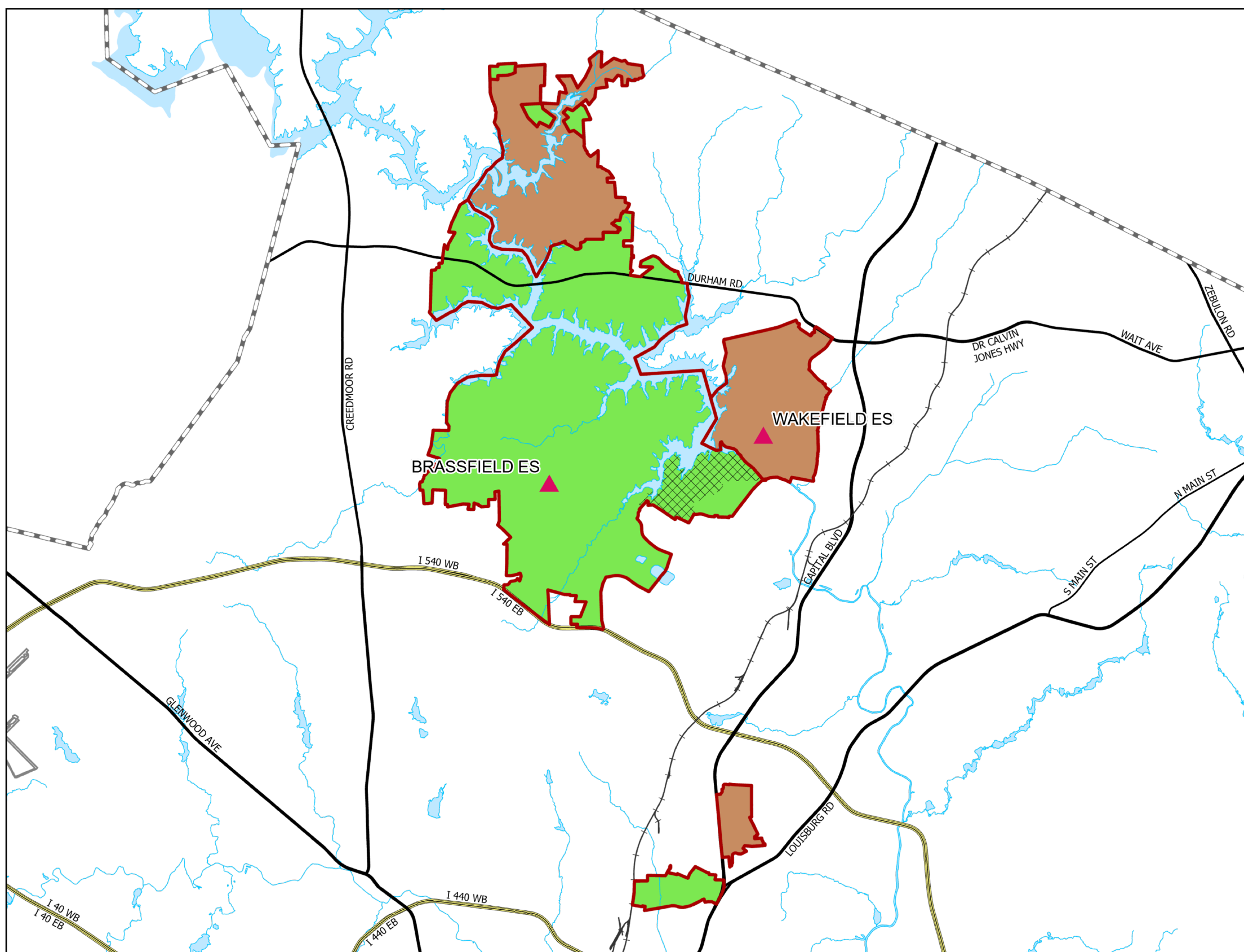
2020-21 Base School	Calendar	Capacity	Capacity w/ Trailers	2020-21 Util	2020-21 Util w/ Trl	2022-23 Util	2022-23 Util w/ Trl
MILLS PARK MS	T	1456	1560	102%	95%	105%	98%
SALEM MS	Y	1222	1274	88%	84%	92%	88%

- Utilization based on 2019-20 Capacity
- Y – Year-Round Calendar, All Tracks (1-4)
- Y4 – Year-Round Calendar, Track 4 Only
- T – Traditional Calendar
- Util = Utilization
- Util w Trl = Utilization with Trailers

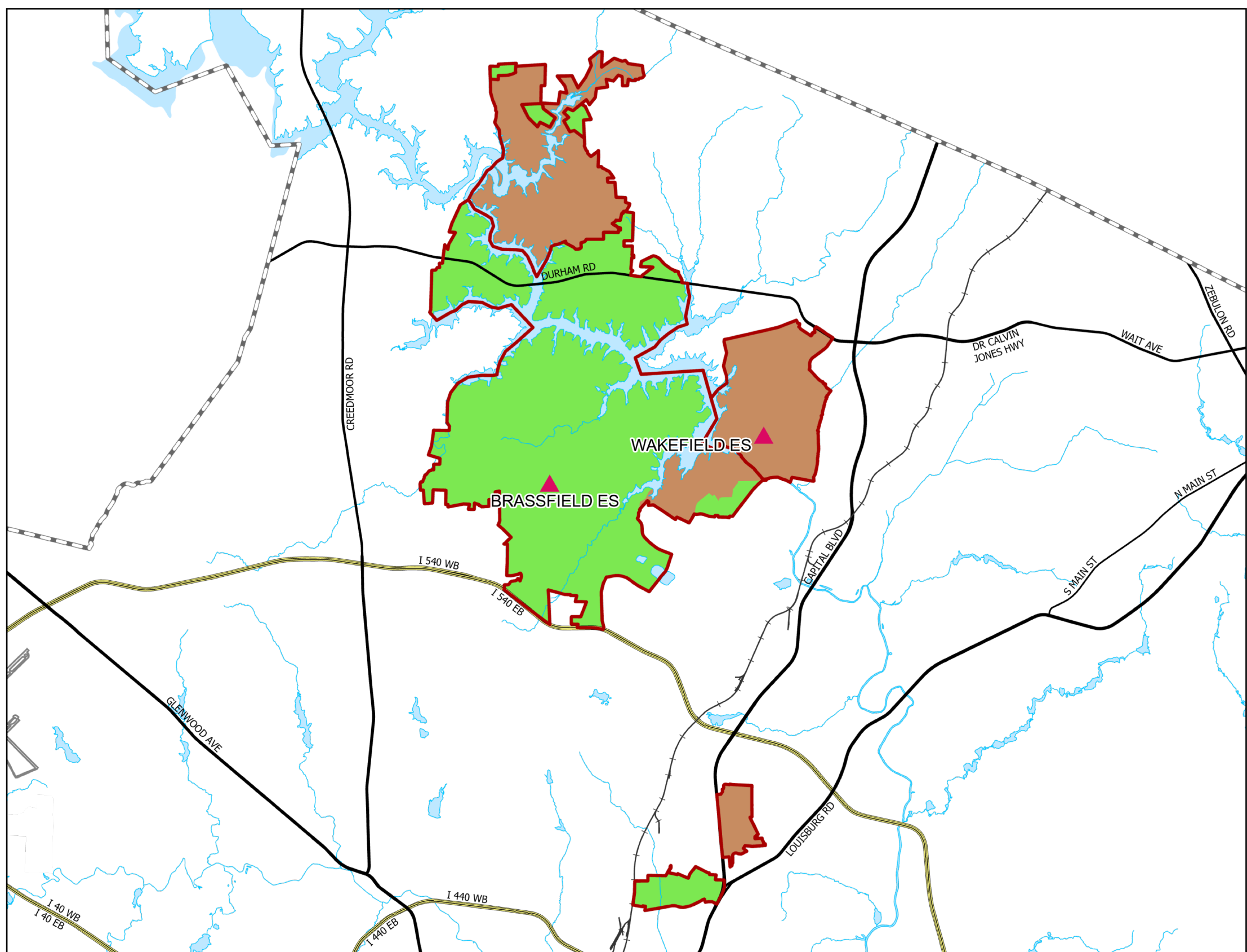

Existing Schools 2020-2021



Existing Schools 2020-2021 – Brassfield Elementary School



Impacted Areas:



Proposed Base Areas

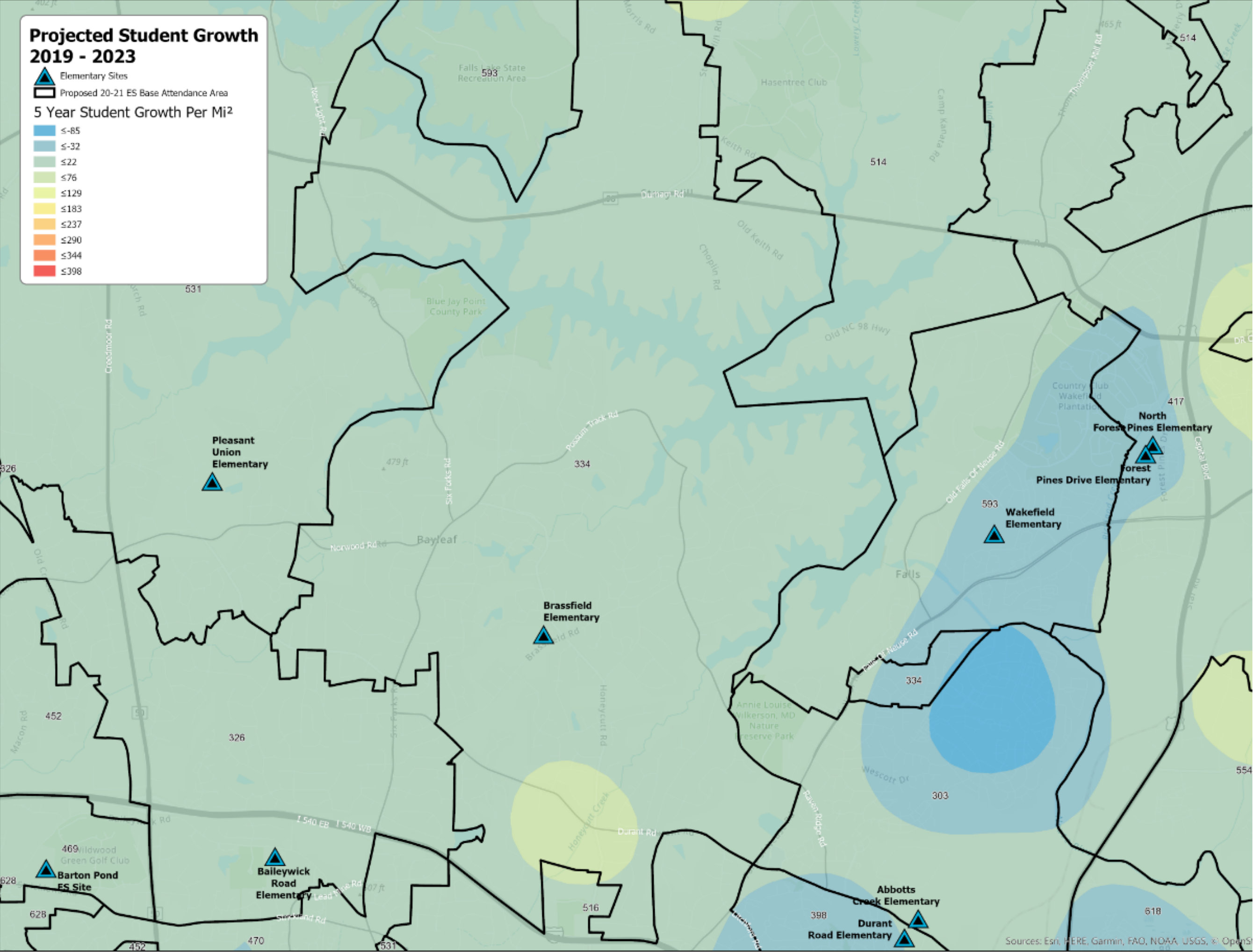
Existing Schools 2020-2021 – Brassfield Elementary School

2019-20 Base School	Calendar	Capacity	Capacity w/ Trailers	2020-21 Util	2020-21 Util w/ Trl	2022-23 Util	2022-23 Util w/ Trl
BRASSFIELD ES	Y	612	672	119%	108%	117%	106%
WAKEFIELD ES	T	508	628	116%	94%	114%	92%

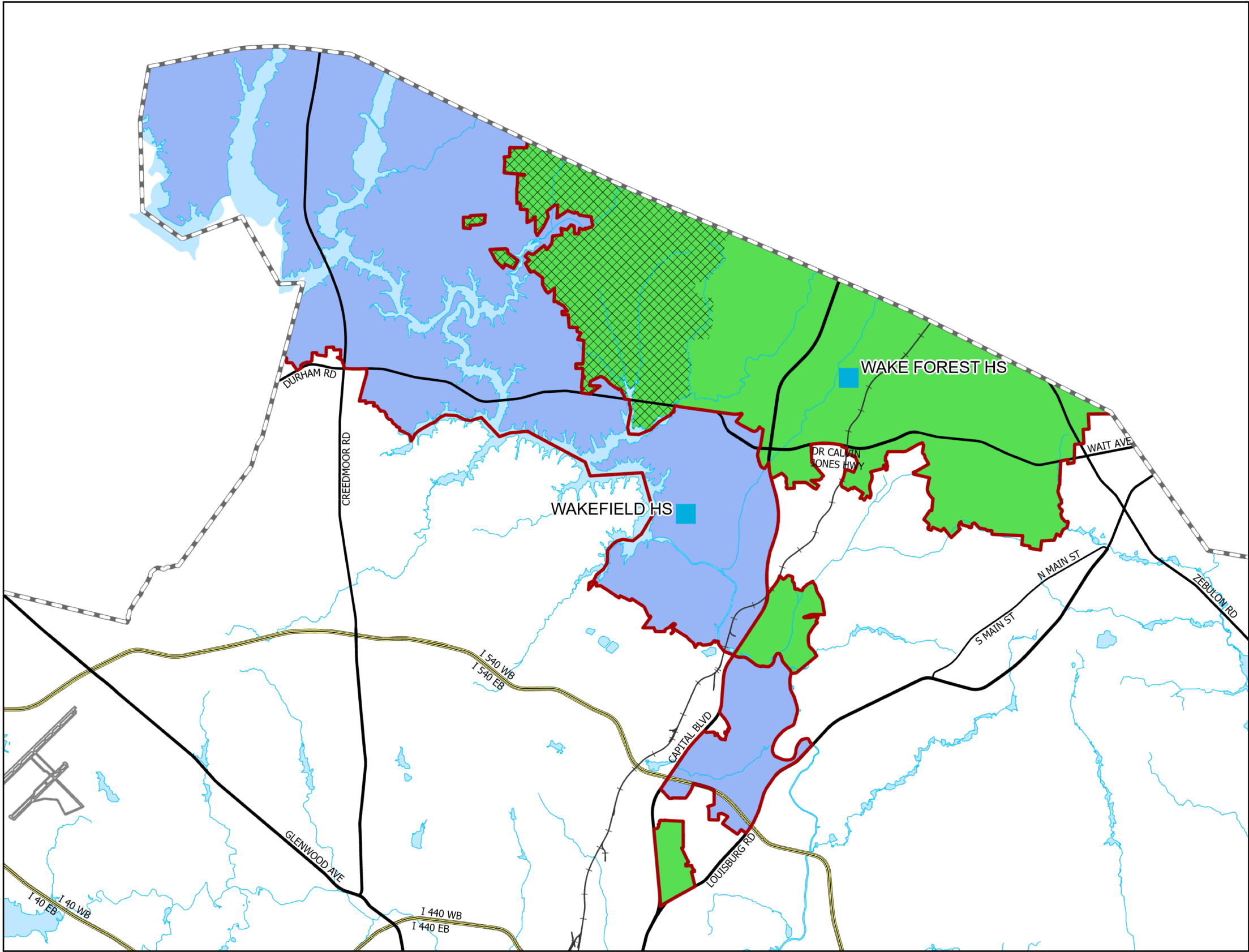
2020-21 Base School	Calendar	Capacity	Capacity w/ Trailers	2020-21 Util	2020-21 Util w/ Trl	2022-23 Util	2022-23 Util w/ Trl
BRASSFIELD ES	Y	612	672	112%	102%	111%	101%
WAKEFIELD ES	T	508	628	124%	100%	122%	99%

- Utilization based on 2019-20 Capacity
- Y – Year-Round Calendar, All Tracks (1-4)
- Y4 – Year-Round Calendar, Track 4 Only
- T – Traditional Calendar
- Util = Utilization
- Util w Trl = Utilization with Trailers

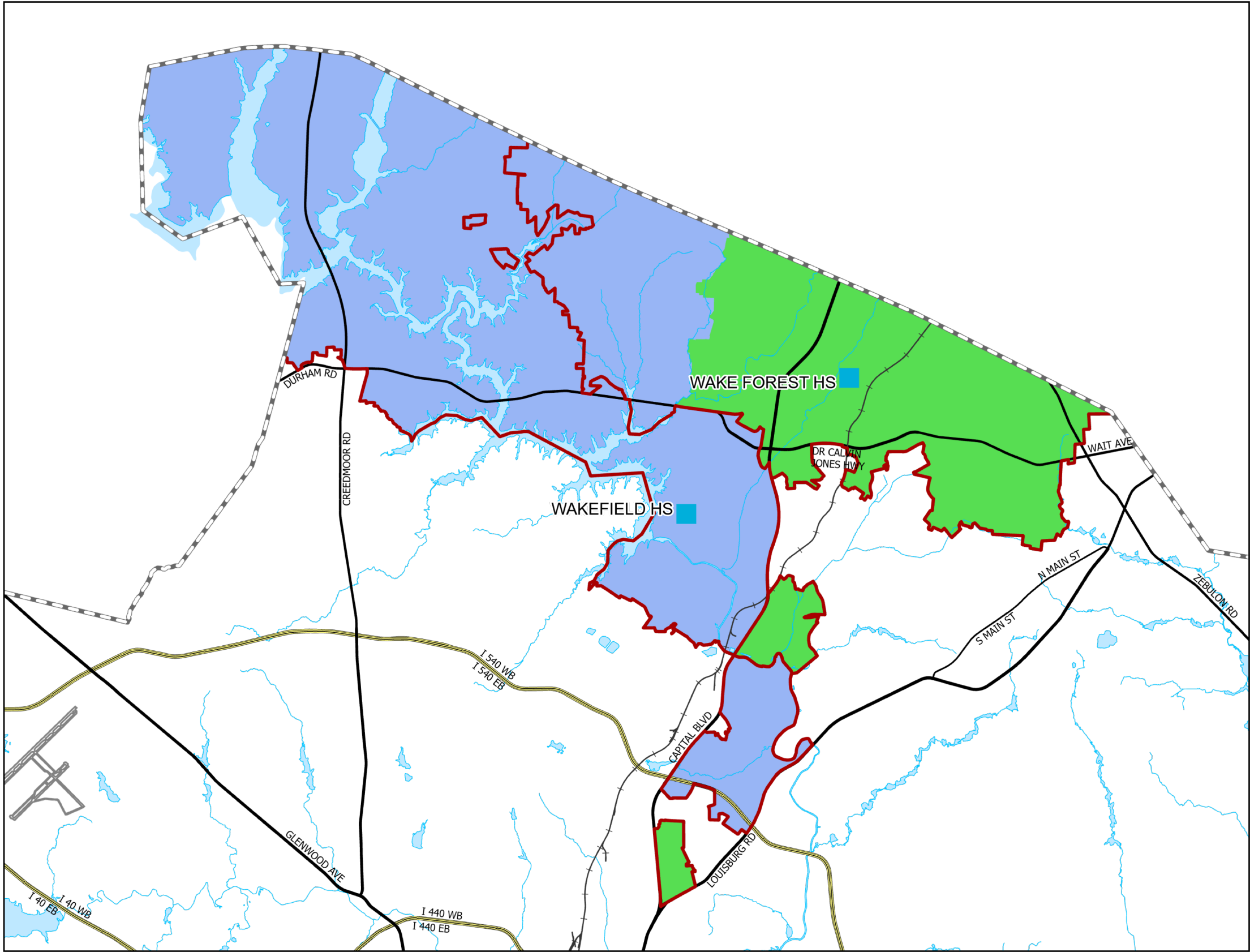
Existing Schools 2020-2021



Existing Schools 2020-2021 – Wake Forest High School



Impacted Areas: 



Proposed Base Areas

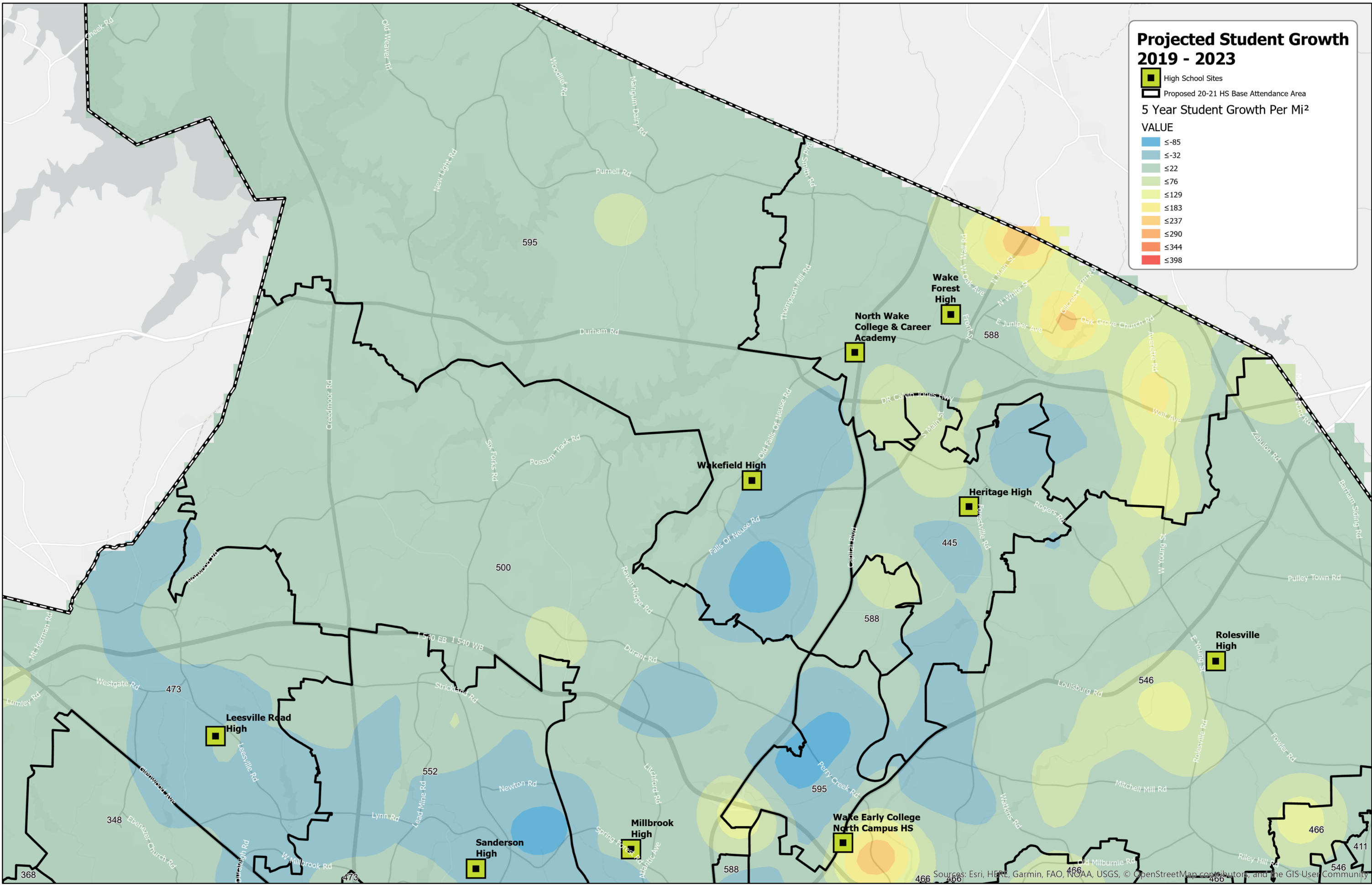
Existing Schools 2020-2021 – Wake Forest High School

2019-20 Base School	Calendar	Capacity	Capacity w/ Trailers	2020-21 Util	2020-21 Util w/ Trl	2022-23 Util	2022-23 Util w/ Trl
WAKE FOREST HS	T	2144	2144	107%	107%	113%	113%
WAKEFIELD HS	T	1652	2036	115%	93%	110%	89%

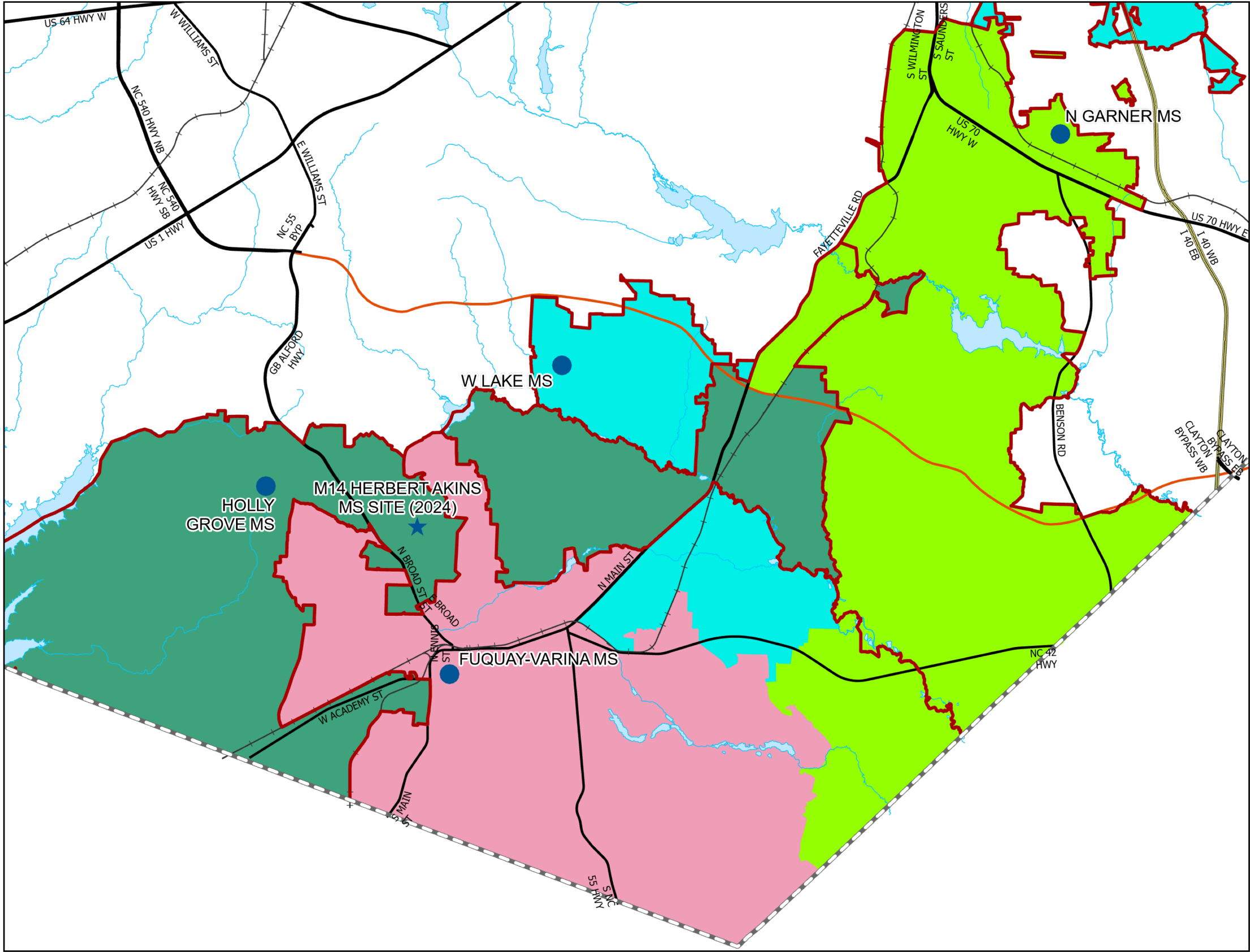
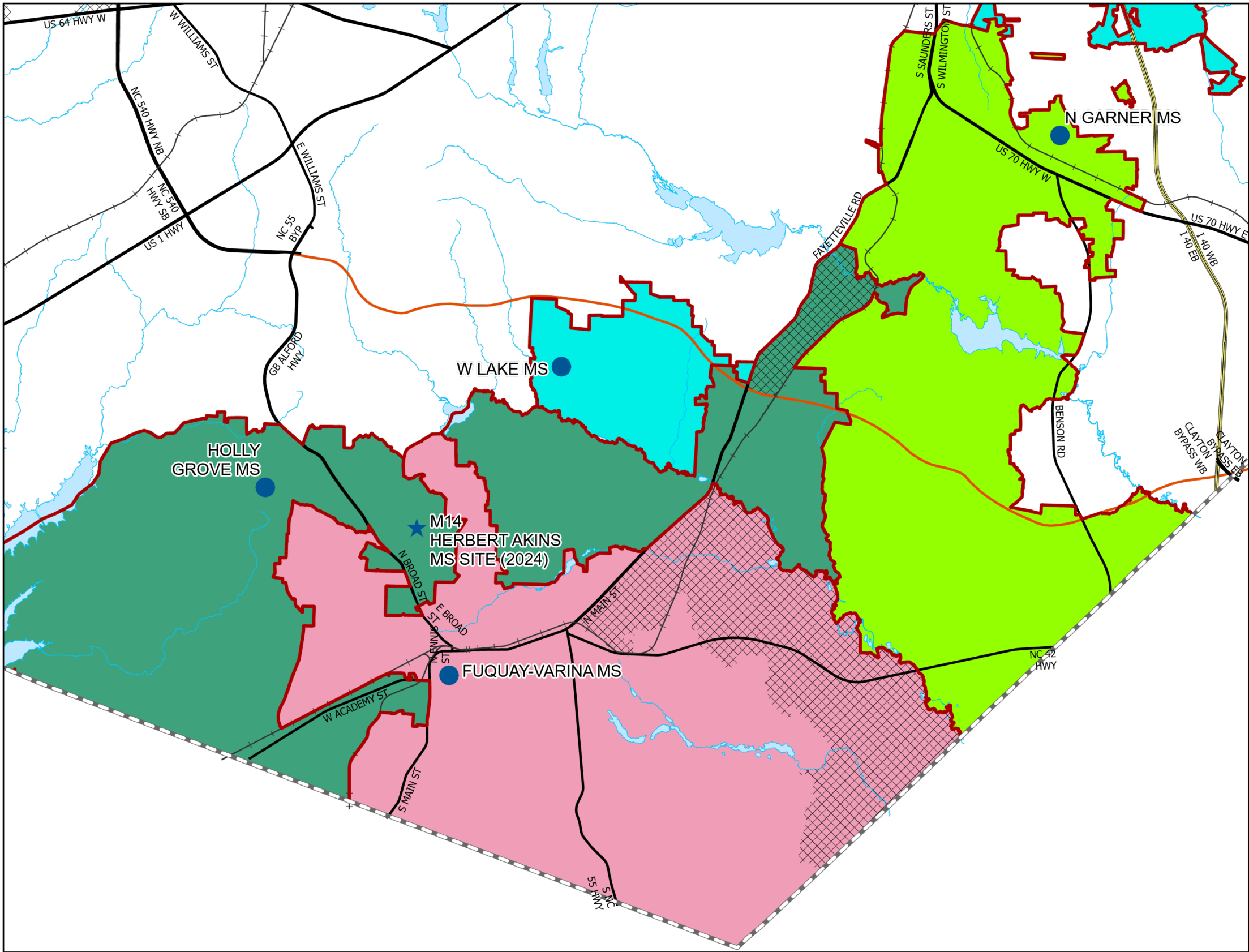
2021-22 Base School	Calendar	Capacity	Capacity w/ Trailers	2020-21 Util	2020-21 Util w/ Trl	2022-23 Util	2022-23 Util w/ Trl
WAKE FOREST HS	T	2144	2144	95%	95%	101%	101%
WAKEFIELD HS	T	1652	2036	130%	105%	126%	102%

- Utilization based on 2019-20 Capacity
- Y – Year-Round Calendar, All Tracks (1-4)
- Y4 – Year-Round Calendar, Track 4 Only
- T – Traditional Calendar
- Util = Utilization
- Util w Trl = Utilization with Trailers

Existing Schools 2020-2021



Existing Schools 2020-2021 – Fuquay-Varina Middle School and Holly Grove Middle School



Impacted Areas: 

Proposed Base Areas

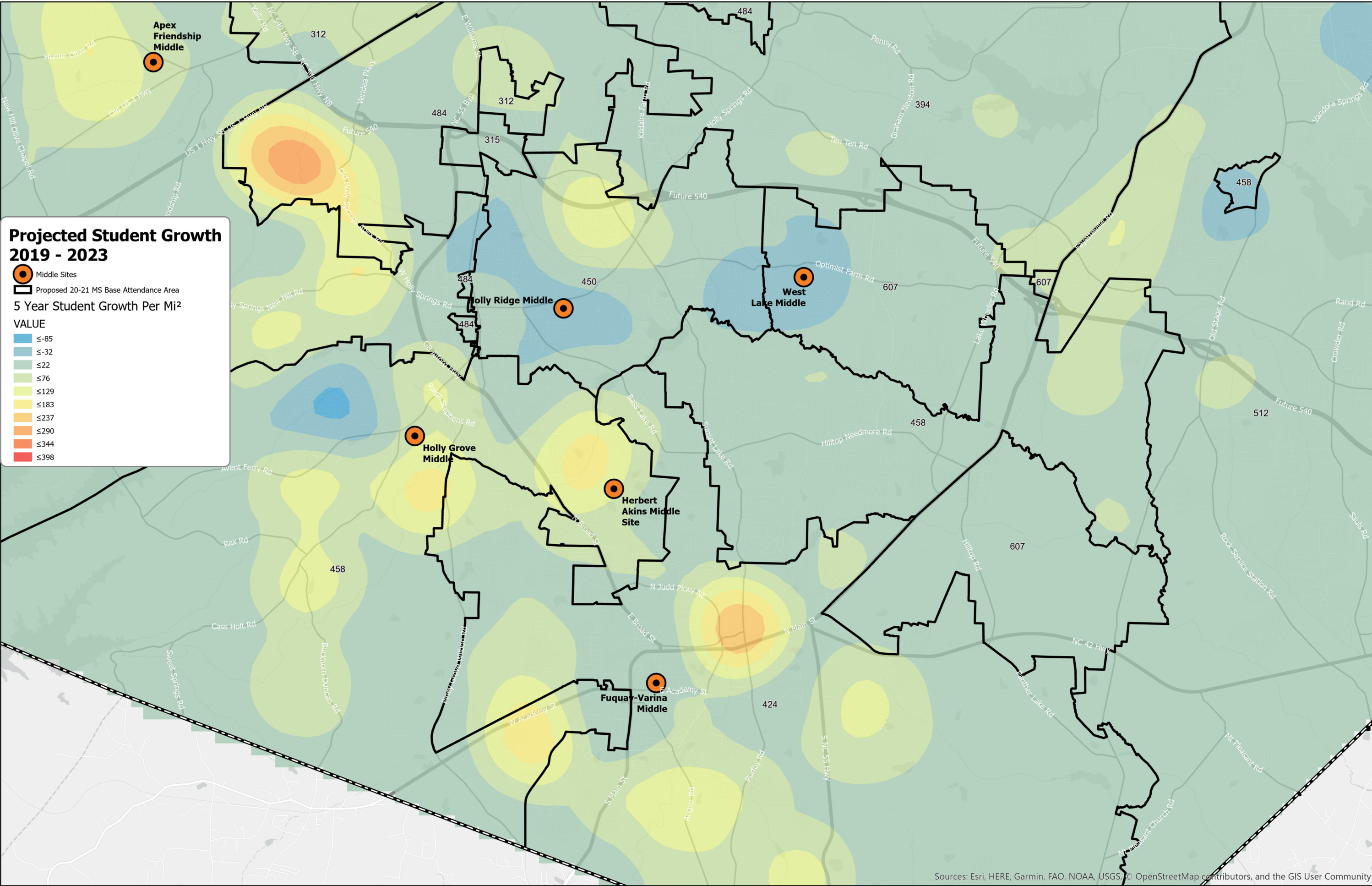
Existing Schools 2020-2021 – Fuquay-Varina Middle School and Holly Grove Middle School

2019-20 Base School	Calendar	Capacity	Capacity w/ Trailers	2020-21 Util	2020-21 Util w/ Trl	2022-23 Util	2022-23 Util w/ Trl
FUQUAY-VARINA MS	T	962	962	121%	121%	127%	127%
HOLLY GROVE MS	Y	1638	1638	105%	105%	111%	111%
N GARNER MS	Y4	1040	1170	84%	75%	88%	78%
W LAKE MS	Y	988	1170	100%	84%	98%	82%

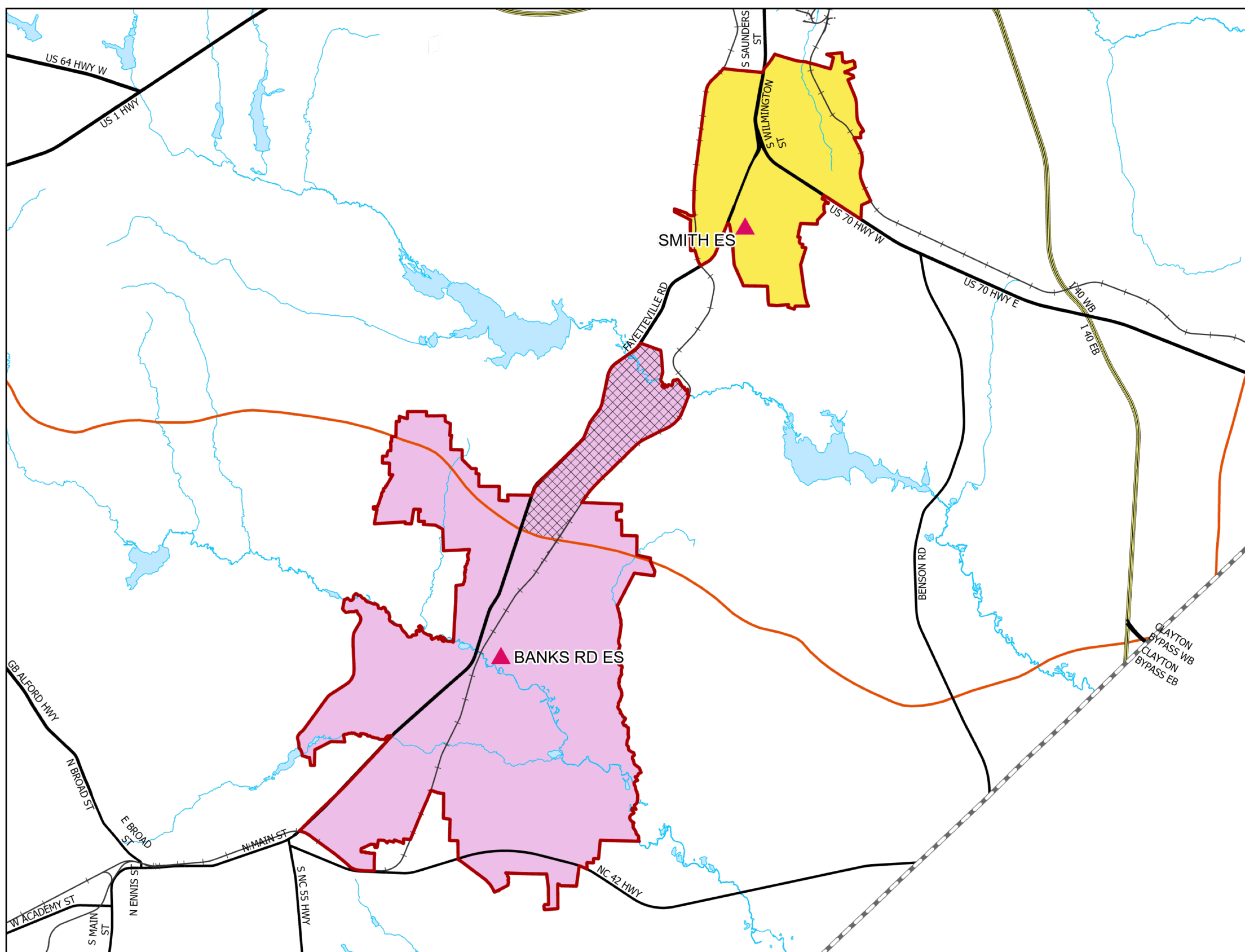
2020-21 Base School	Calendar	Capacity	Capacity w/ Trailers	2020-21 Util	2020-21 Util w/ Trl	2022-23 Util	2022-23 Util w/ Trl
FUQUAY-VARINA MS	T	962	962	106%	106%	115%	115%
HOLLY GROVE MS	Y	1638	1638	103%	103%	105%	105%
N GARNER MS	Y4	1040	1170	93%	83%	94%	84%
W LAKE MS	Y	988	1170	109%	92%	98%	83%

- Utilization based on 2019-20 Capacity
- Y – Year-Round Calendar, All Tracks (1-4)
- Y4 – Year-Round Calendar, Track 4 Only
- T – Traditional Calendar
- Util = Utilization
- Util w Trl = Utilization with Trailers

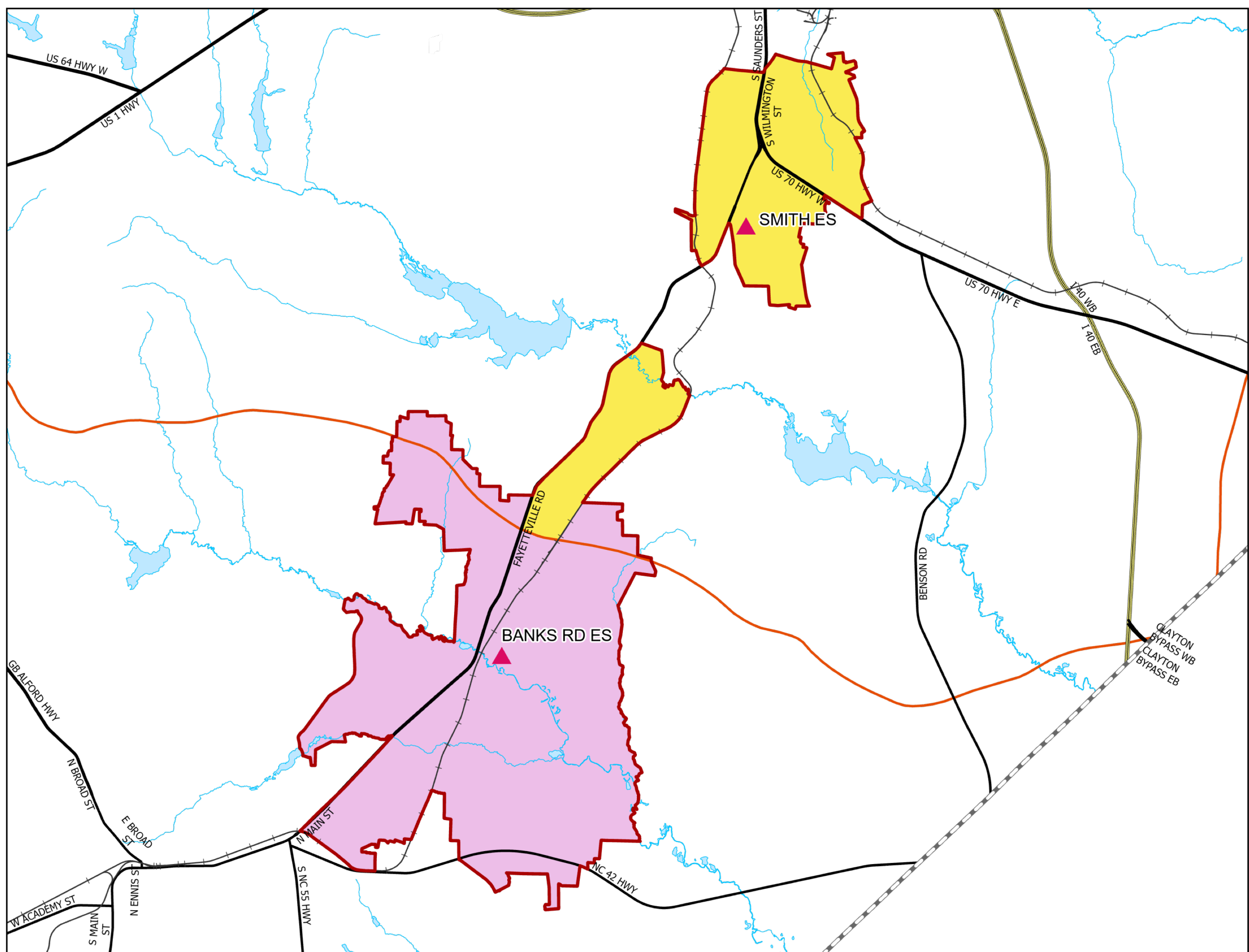
Existing Schools 2020-2021



Existing Schools 2020-2021 – Smith Elementary School



Impacted Areas: 



Proposed Base Areas

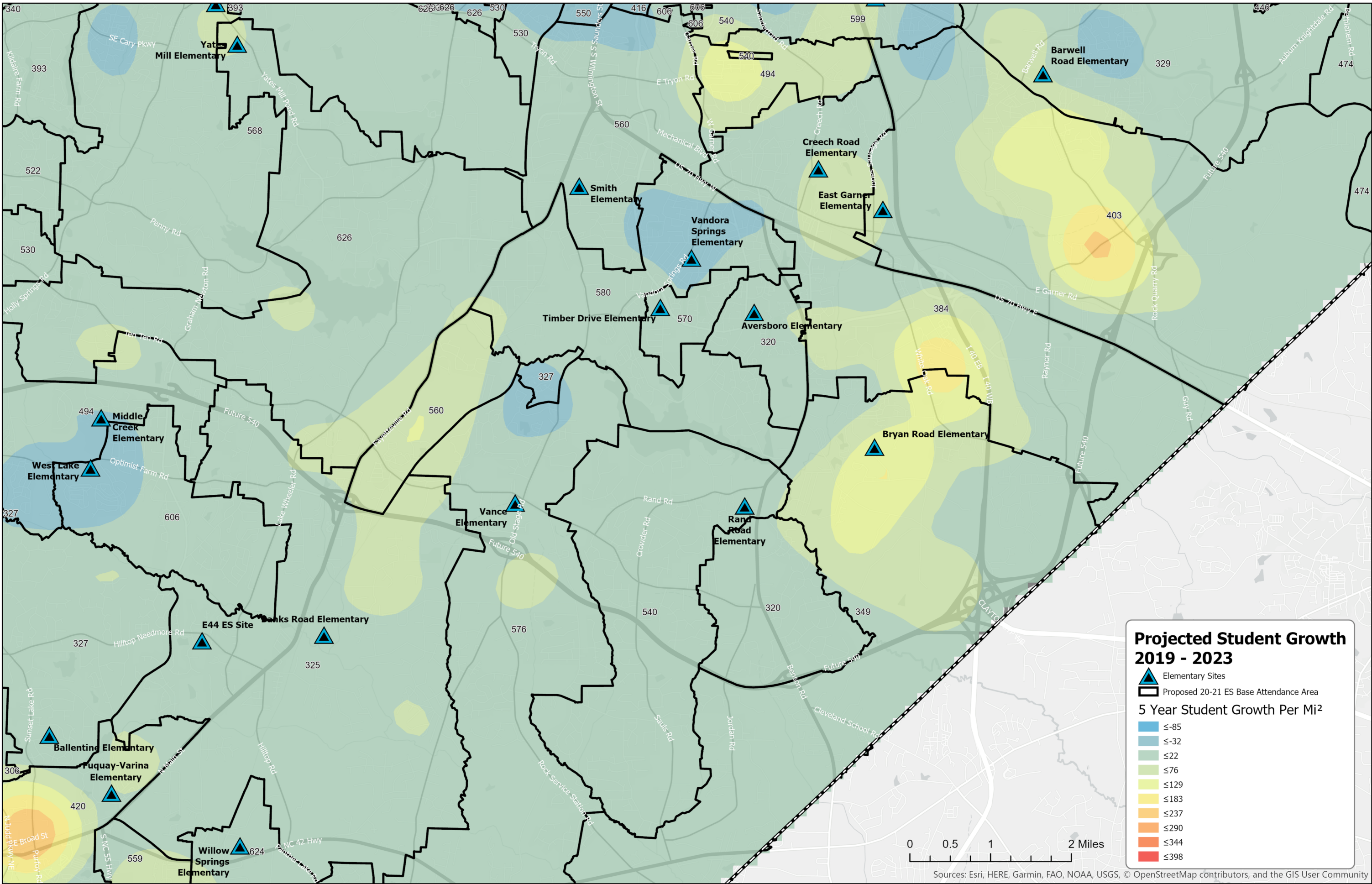
Existing Schools 2020-2021 – Smith Elementary School

2019-20 Base School	Calendar	Capacity	Capacity w/ Trailers	2020-21 Util	2020-21 Util w/ Trl	2022-23 Util	2022-23 Util w/ Trl
BANKS RD ES	Y	814	814	95%	95%	103%	103%
SMITH ES	T	616	616	68%	68%	61%	61%

2020-21 Base School	Calendar	Capacity	Capacity w/ Trailers	2020-21 Util	2020-21 Util w/ Trl	2022-23 Util	2022-23 Util w/ Trl
BANKS RD ES	Y	814	814	83%	83%	86%	86%
SMITH ES	T	616	616	85%	85%	84%	84%

- Utilization based on 2019-20 Capacity
- Y – Year-Round Calendar, All Tracks (1-4)
- Y4 – Year-Round Calendar, Track 4 Only
- T – Traditional Calendar
- Util = Utilization
- Util w Trl = Utilization with Trailers

Existing Schools 2020-2021



Existing Schools 2020-2021- Calendar Application Area Changes

Base School	Current Calendar Application School #1	Current Calendar Application School #2	Proposed Calendar Application School #1	Proposed Calendar Application School #2	Notes
Brassfield Elementary	Baileywick Elementary	Abbotts Creek Elementary	Baileywick Elementary	Wakefield Elementary	Replacing existing
Buckhorn Creek Elementary	Holly Springs Elementary	Holly Grove Elementary	Holly Springs Elementary	N/A	
	Ballentine Elementary	Herbert Akins Elementary	Ballentine Elementary	Herbert Akins Elementary	Remain as is
Lynn Road Elementary	Brier Creek Elementary	Sycamore Creek Elementary	Brier Creek Elementary	N/A	
	Pleasant Union Elementary		Pleasant Union Elementary		Remain as is

Existing Schools 2020-2021- Calendar Application Area Changes

Base School	Current Calendar Application School #1	Current Calendar Application School #2	Proposed Calendar Application School #1	Proposed Calendar Application School #2	Notes
Brentwood Elementary	Durant Road Elementary		N/A		
Brooks Elementary	Durant Road Elementary	Wilburn Elementary	N/A	N/A	
Bugg Elementary	Barwell Road Elementary		N/A		
Combs Elementary	Adams Elementary		N/A		
Conn Elementary	Timber Drive Elementary	Wilburn Elementary	N/A	N/A	

Existing Schools 2020-2021- Calendar Application Area Changes

Base School	Current Calendar Application School #1	Current Calendar Application School #2	Proposed Calendar Application School #1	Proposed Calendar Application School #2	Notes
Fox Road Elementary	Durant Road Elementary		N/A		
Fuller Elementary	Timber Drive Elementary		N/A		
Joyner Elementary	Timber Drive Elementary	Wilburn Elementary	N/A	N/A	
Lacy Elementary	Wilburn Elementary	Adams Elementary	N/A	N/A	
Millbrook Elementary	Wilburn Elementary		N/A		

Existing Schools 2020-2021- Calendar Application Area Changes

Base School	Current Calendar Application School #1	Current Calendar Application School #2	Proposed Calendar Application School #1	Proposed Calendar Application School #2	Notes
Olds Elementary	Adams Elementary	Wilburn Elementary	N/A	N/A	
Poe Elementary	Wilburn Elementary		N/A		
Powell Elementary	Wilburn Elementary		N/A		
Root Elementary	Wilburn Elementary		N/A		
Wakefield Elementary	Durant Road Elementary		N/A		

Existing Schools 2020-2021- Calendar Application Area Changes

Base School	Current Calendar Application School #1	Current Calendar Application School #2	Proposed Calendar Application School #1	Proposed Calendar Application School #2	Notes
Carnage Middle	North Garner Middle	West Lake Middle	N/A	N/A	
Ligon Middle	North Garner Middle		N/A		

Southeast Raleigh Elementary Feeder Pattern

As part of the approved 2019-2020 WCPSS Enrollment Plan, a feeder pattern for Southeast Raleigh Elementary School was established.

Southeast Raleigh Elementary
Centennial Middle
Southeast Raleigh High

This feeder pattern will begin in 2020-2021 with rising 6th grade students being assigned to their new base middle school.

The traditional calendar application school will be Martin Middle School or Daniels Middle School, depending on the student's address.

District bus transportation would be provided.

Willow Spring High School (opening 2021)



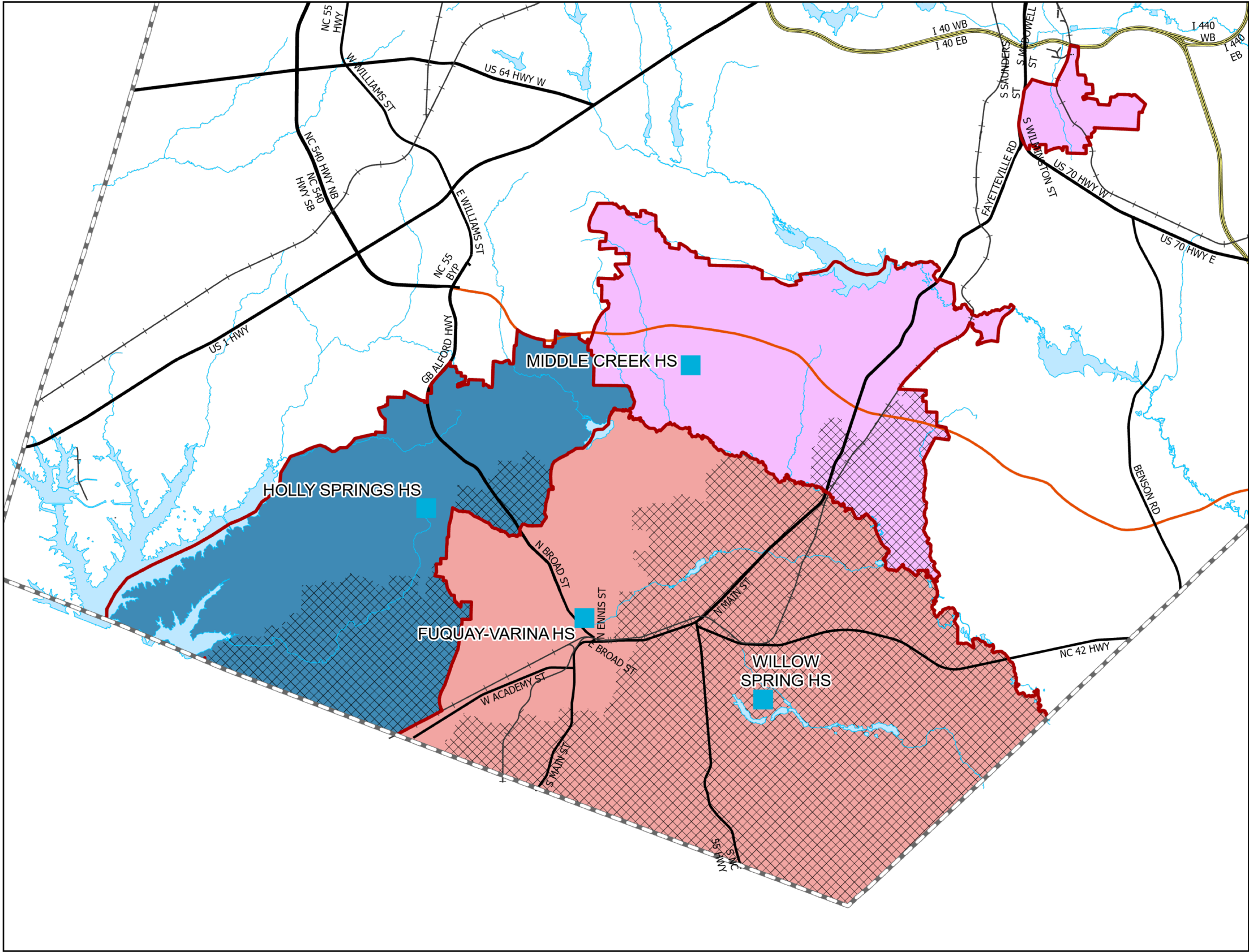
New School- Willow Spring High School (opening 2021)

- Traditional Calendar
- Capacity: 2,246
- Opening with Grades 9-10
- Impacted Schools: Fuquay-Varina High, Holly Springs High and Middle Creek High
- Current status:

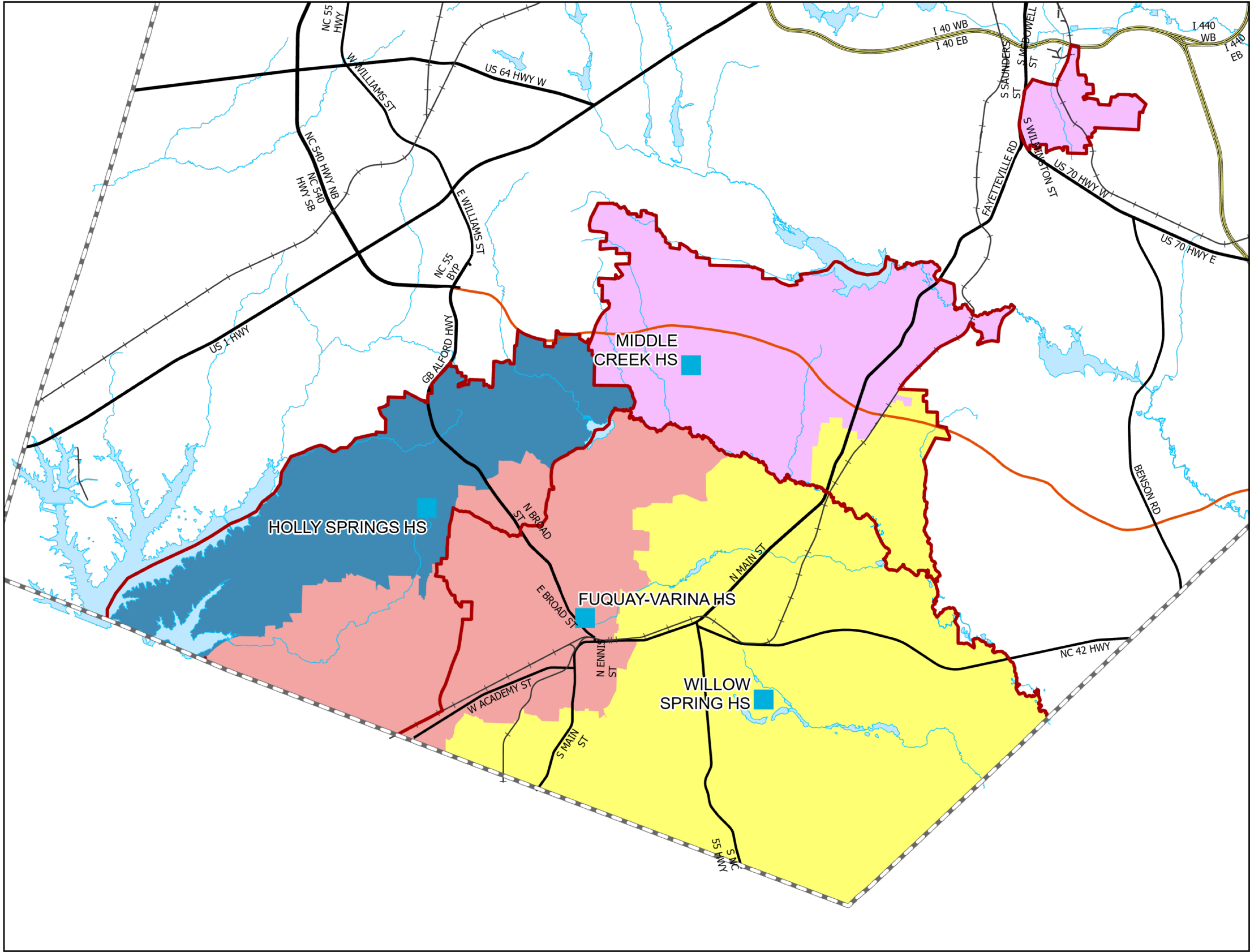
2019-20 Base School	Calendar	Capacity	Capacity w/ Trailers	Base %	2019-20 Enrollment	2019-20 Utilization	2019-20 Utilization w/Trailers
FUQUAY-VARINA HS	T	2222	2222	86%	2376	107%	107%
HOLLY SPRINGS HS	T	1688	2072	94%	2206	131%	106%
MIDDLE CREEK HS	T	1664	2288	89%	1991	120%	87%

- Utilization based on 2019-20 Capacity and 2019-20 Average Daily Membership (ADM), 9/27/19
- Y – Year-Round Calendar, All Tracks (1-4)
- Y4 – Year-Round Calendar, Track 4 Only
- T – Traditional Calendar
- Base % = Percentage of WCPSS students within base attending the base school

New School – Willow Spring High School (opening 2021)



Impacted Areas: 



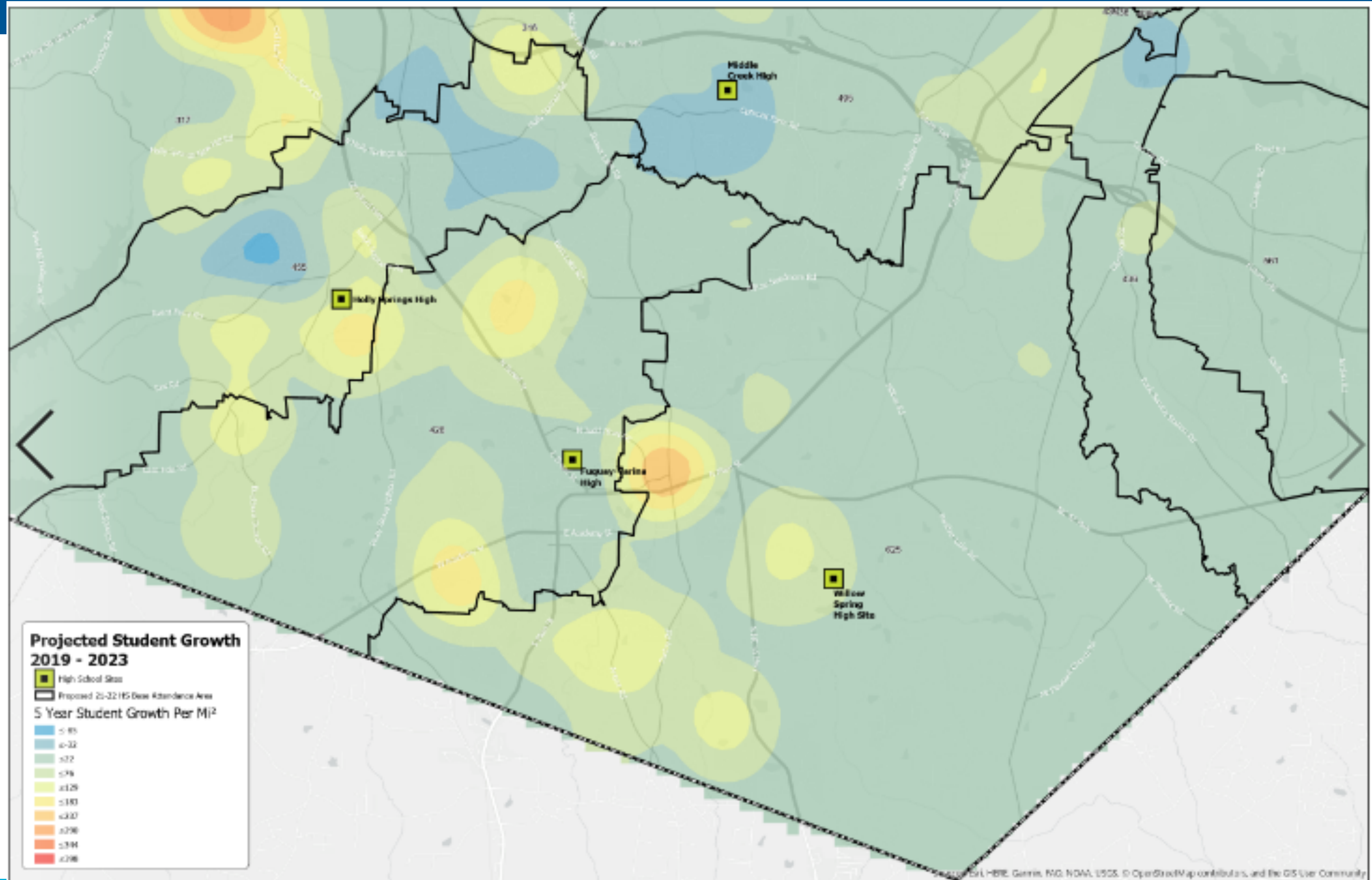
Proposed Base Areas

New School – Willow Spring High School (opening 2021)

2019-20 Base School	Calendar	Capacity	Capacity w/ Trailers	2021-22 Util	2021-22 Util w/ Trl	2023-24 Util	2023-24 Util w/ Trl
FUQUAY-VARINA HS	T	2222	2222	110%	110%	120%	120%
HOLLY SPRINGS HS	T	1688	2072	136%	111%	139%	113%
MIDDLE CREEK HS	T	1664	2288	116%	84%	116%	85%
WILLOW SPRING HS							

2021-22 Base School	Calendar	Capacity	Capacity w/ Trailers	2021-22 Util	2021-22 Util w/ Trl	2023-24 Util	2023-24 Util w/ Trl
FUQUAY-VARINA HS	T	2222	2222	93%	93%	69%	69%
HOLLY SPRINGS HS	T	1688	2072	114%	93%	111%	90%
MIDDLE CREEK HS	T	1664	2288	105%	76%	105%	76%
WILLOW SPRING HS	T	2246	2246	40%	40%	81%	81%

- Utilization based on 2019-20 Capacity
- Y – Year-Round Calendar, All Tracks (1-4)
- Y4 – Year-Round Calendar, Track 4 Only
- T – Traditional Calendar
- Util = Utilization
- Util w Trl = Utilization with Trailers



Grandfathering

Elementary and Middle School Students

- To utilize school capacity and meet State mandated class-size reductions for grades K-3:
 - Elementary and Middle school students who experience an assignment change as a result of this enrollment proposal, and are rising into **grade 5 or grade 8**, are eligible to request a **transfer** to “grandfather” at their current assignment. These requests will be approved if submitted during the designated application period.
 - Grandfather requests can be made through the Grandfather Transfer process (**December**). Grandfathered students will **not receive district transportation**.
 - **Siblings of eligible grandfather students may grandfather for one year only, and then they will be assigned back to the base school for their address.**

Grandfathering (cont.)

High School Students

- Students who experience an assignment change as a result of this proposal:
 - From **an existing school to an existing school**, all current students in 9th, 10th and 11th grades are eligible to request a **transfer** to “grandfather” at their current assignment. These requests will be approved if submitted during the designated application period.
 - Siblings of eligible grandfather students will also have their transfer requests approved if submitted during the designated application period.
 - Students who request to grandfather are **transfer** students and **no transportation will be provided**.
 - From **existing school to a new school** Willow Spring High will open with grades 9 and 10 only for the 2021-22 school year. Any student rising into grades 11 or 12 living in the base attendance area of Willow Spring High will continue at their current base high school with their current level of transportation. Students in grades 9 and 10 are not eligible to grandfather unless they have an 11th or 12th grade sibling.
 - Siblings of a rising 11th or 12th grader will be eligible to grandfather to the same school their sibling is assigned to if their transfer request is submitted during the designated application period.
 - Students who request to grandfather are **transfer** students. However, **transportation will be provided until the older sibling leaves the school or experiences an address change (whichever occurs first). After that point, transportation will no longer be provided.**
- Grandfather requests can be made through the Grandfather Transfer process (December).

Grandfathering (cont.)

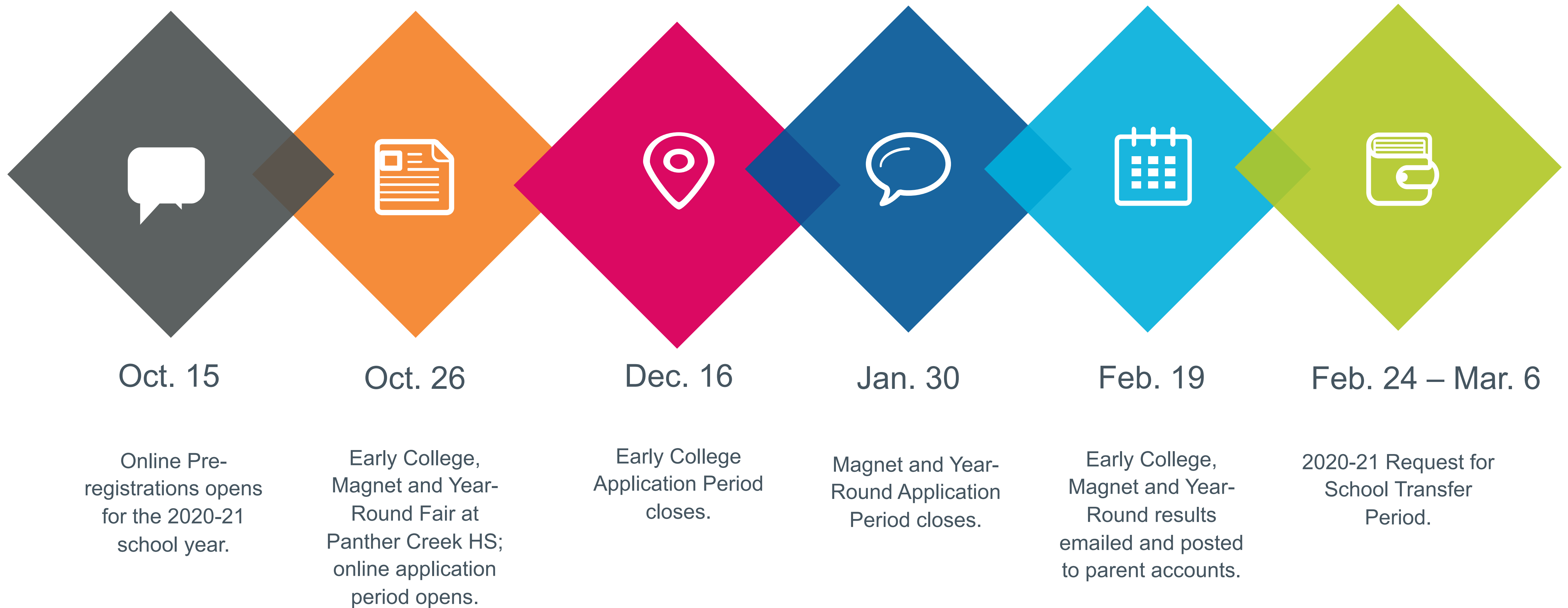
Elementary and Middle School Students Affected by Calendar Application School Changes

- Calendar Application students who experience an assignment change as a result of this enrollment proposal (calendar application school they are currently attending is no longer offered for their address), are eligible to request a **transfer** to “grandfather” at their current assignment. These requests will be approved if submitted during the designated application period.
- Grandfather requests can be made through the Grandfather Transfer process (**December**). Grandfathered students will **not receive district transportation**.
- Siblings of eligible grandfather students may grandfather and remain as transfer students at the school with no limit on the number of years they can attend the school, unless reassigned by the Board of Education.

Enrollment Proposal Timeline



Enrollment Proposal Timeline



Information & Feedback

We will share timely information online and answer questions in FAQ documents. We provide opportunities for parent feedback online and at public meetings.



Website

wcpss.net/2020enrollmentproposal




Feedback

wcpss.granicusideas.com



Public Meetings

October 24th & 29th locations TBD.
Other meetings may be scheduled, if necessary.



Public Hearing

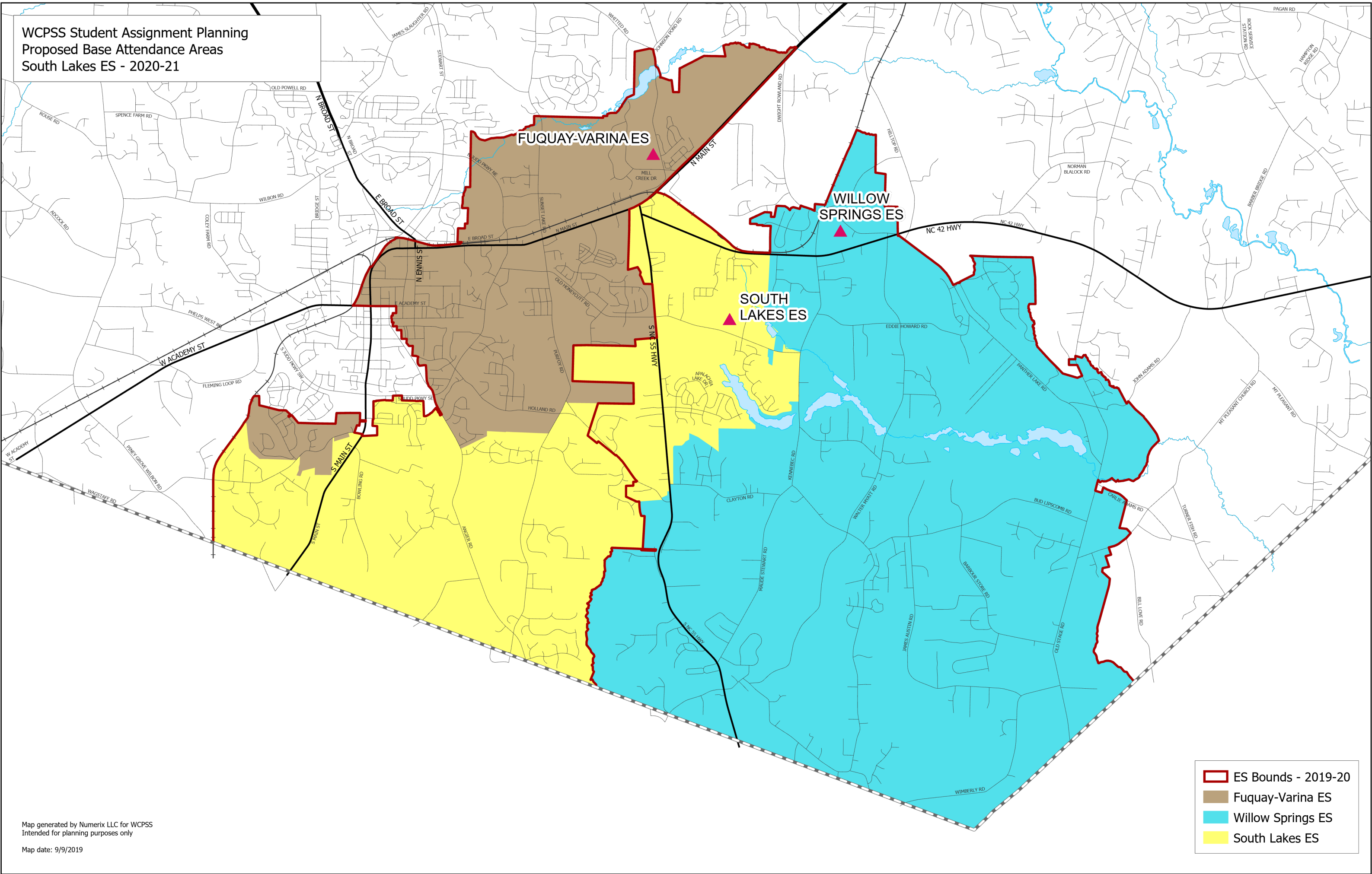
Nov. 17 in the board room.

- Questions/Comments?

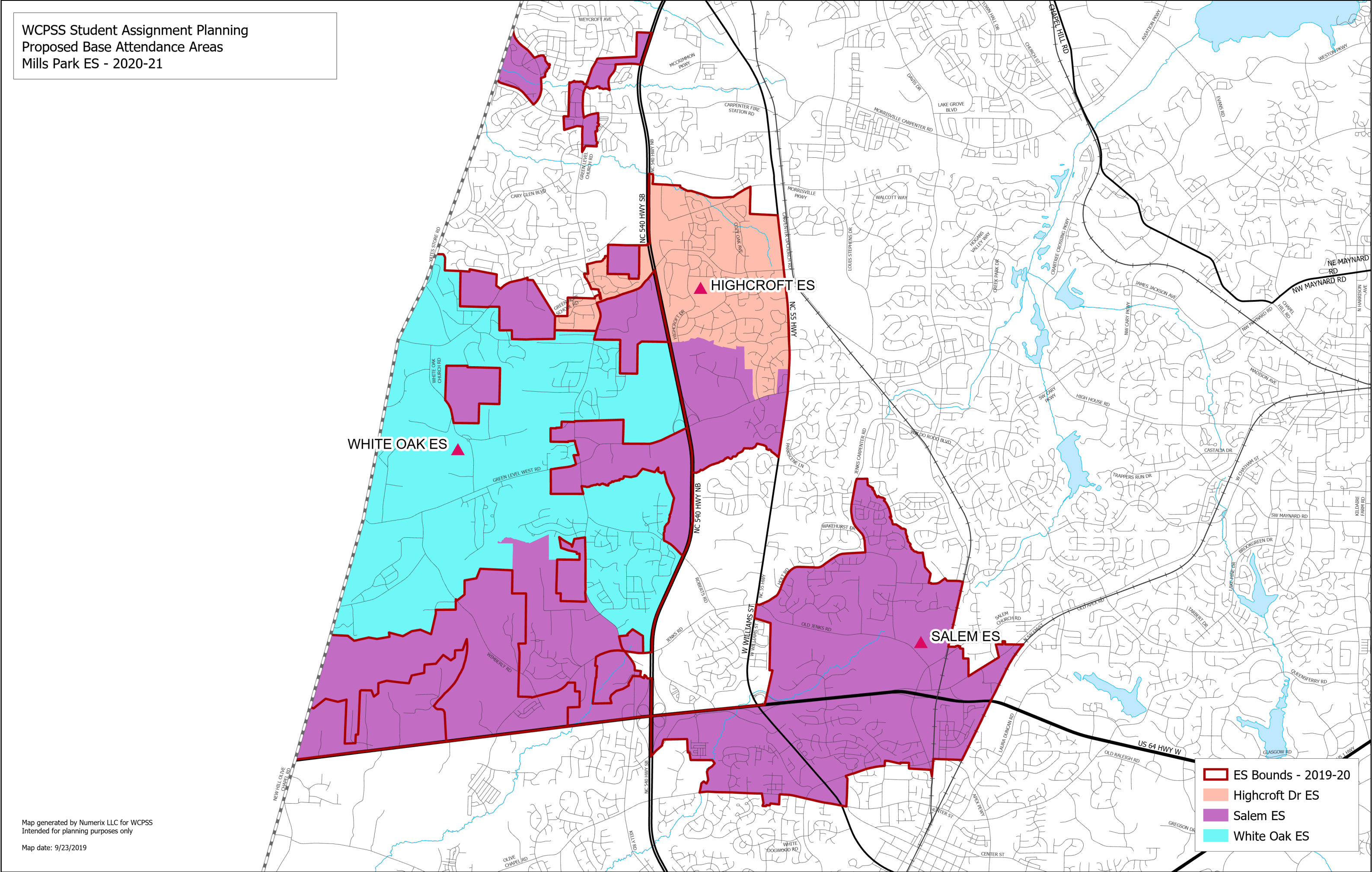
Addendum

- Base Area Detail Maps
- WCPSS Board Policy 4150 Details
- 2019-2020 Base Population Reports (additional file)
- 2019-2020 School Population Reports (additional file)

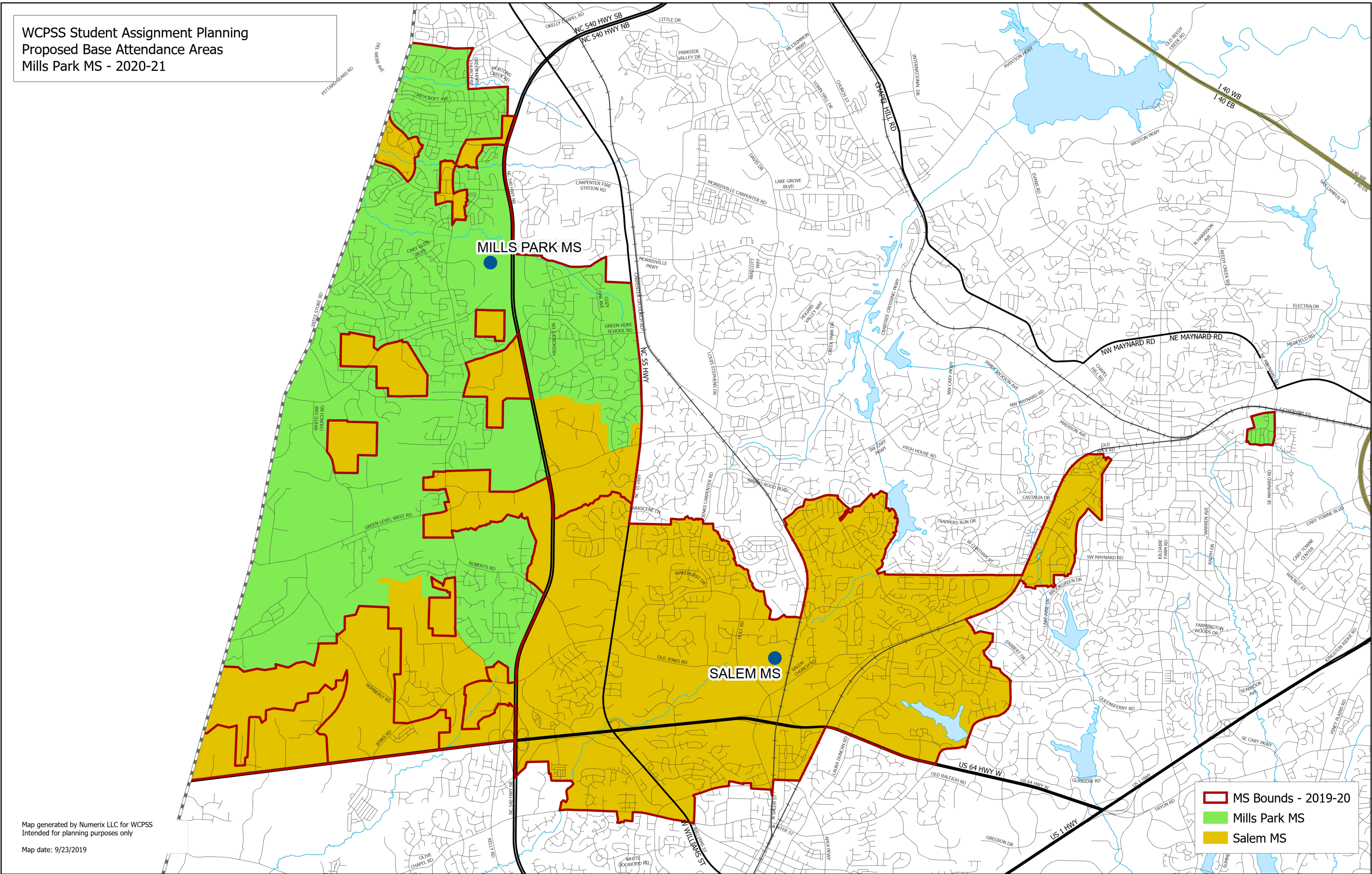
Base Area Detail Map – South Lakes ES



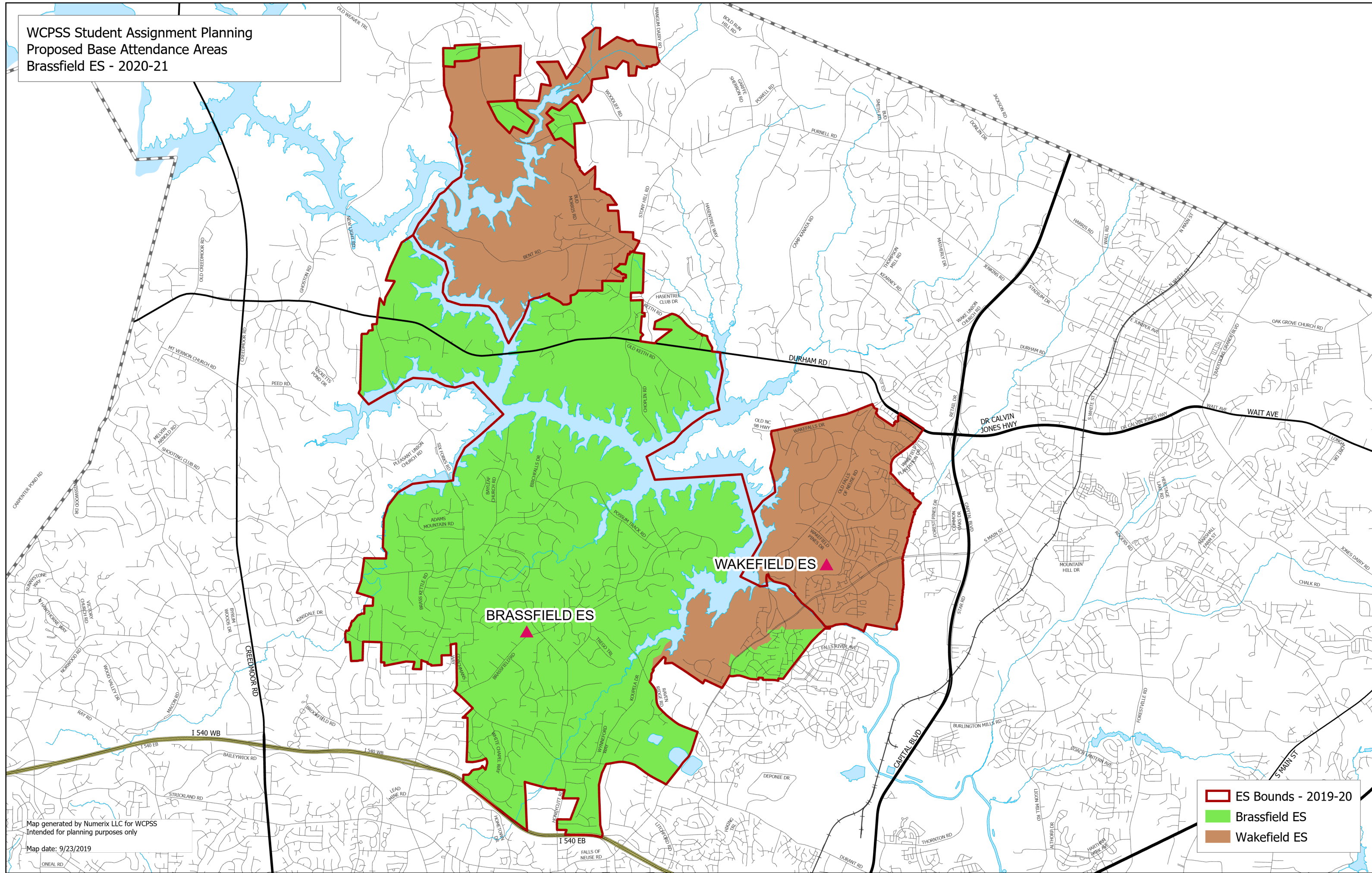
Base Area Detail Map – Highcroft Drive ES and White Oak ES



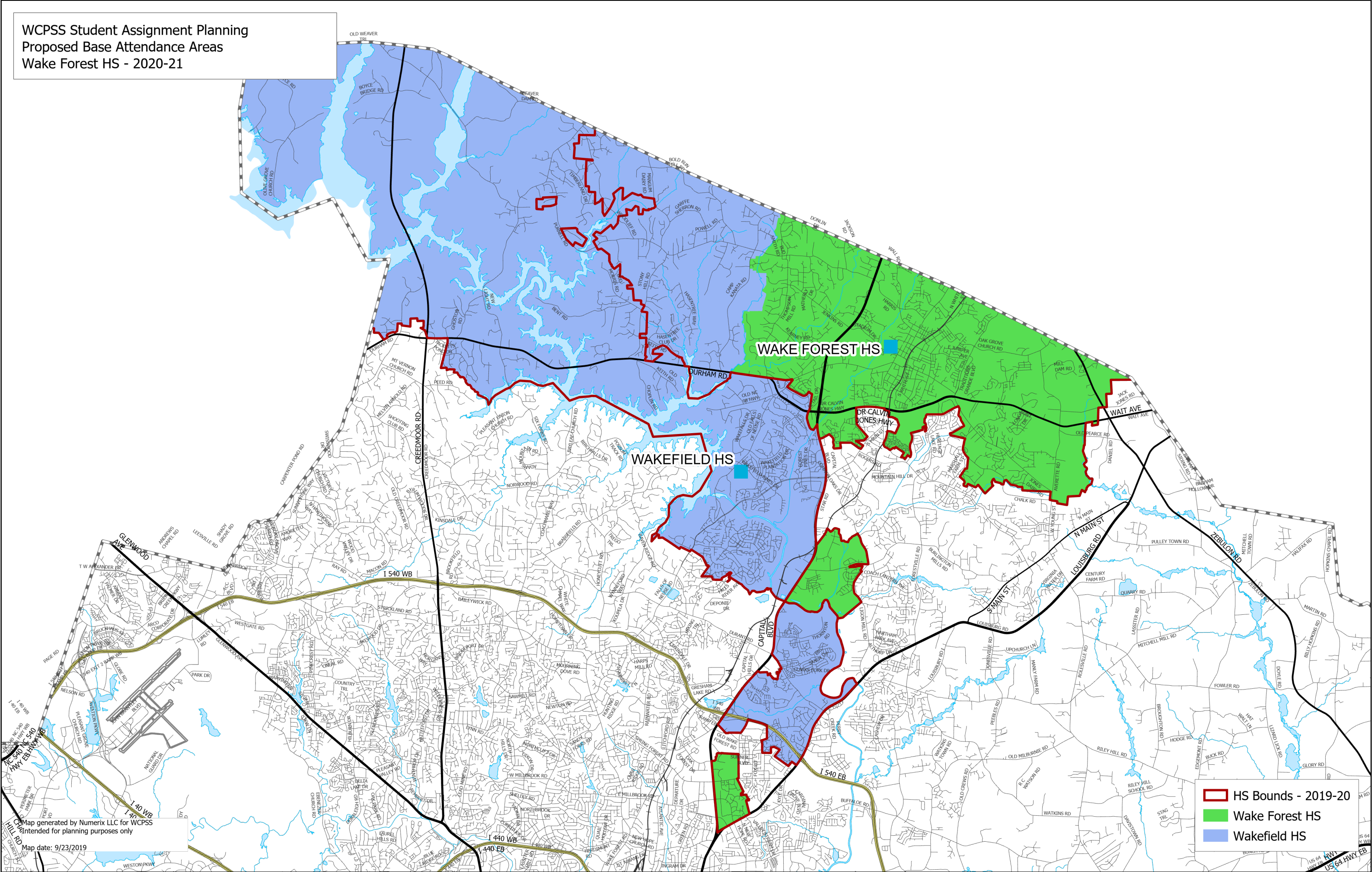
Base Area Detail Map – Mills Park MS



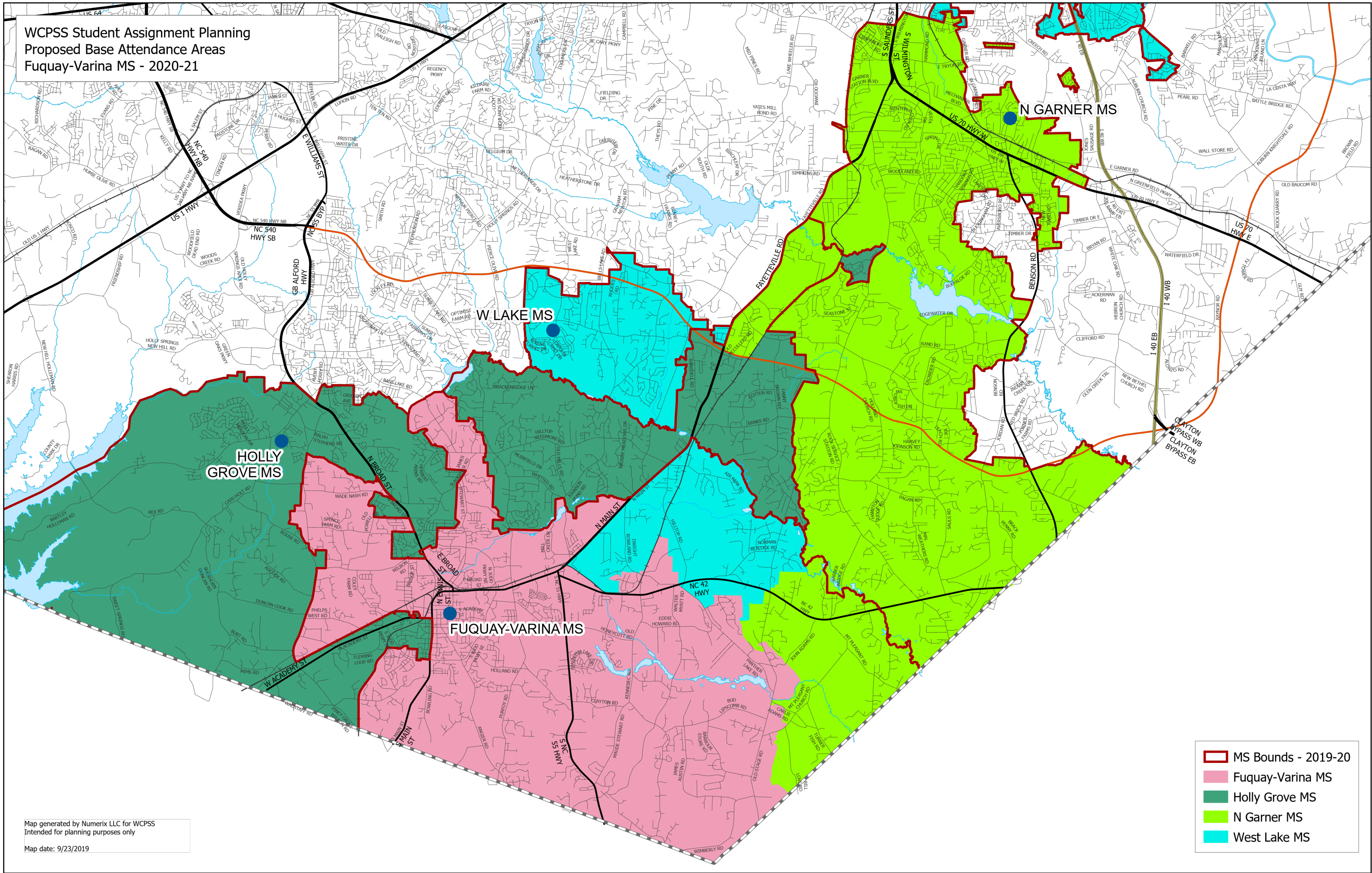
Base Area Detail Map – Brassfield ES



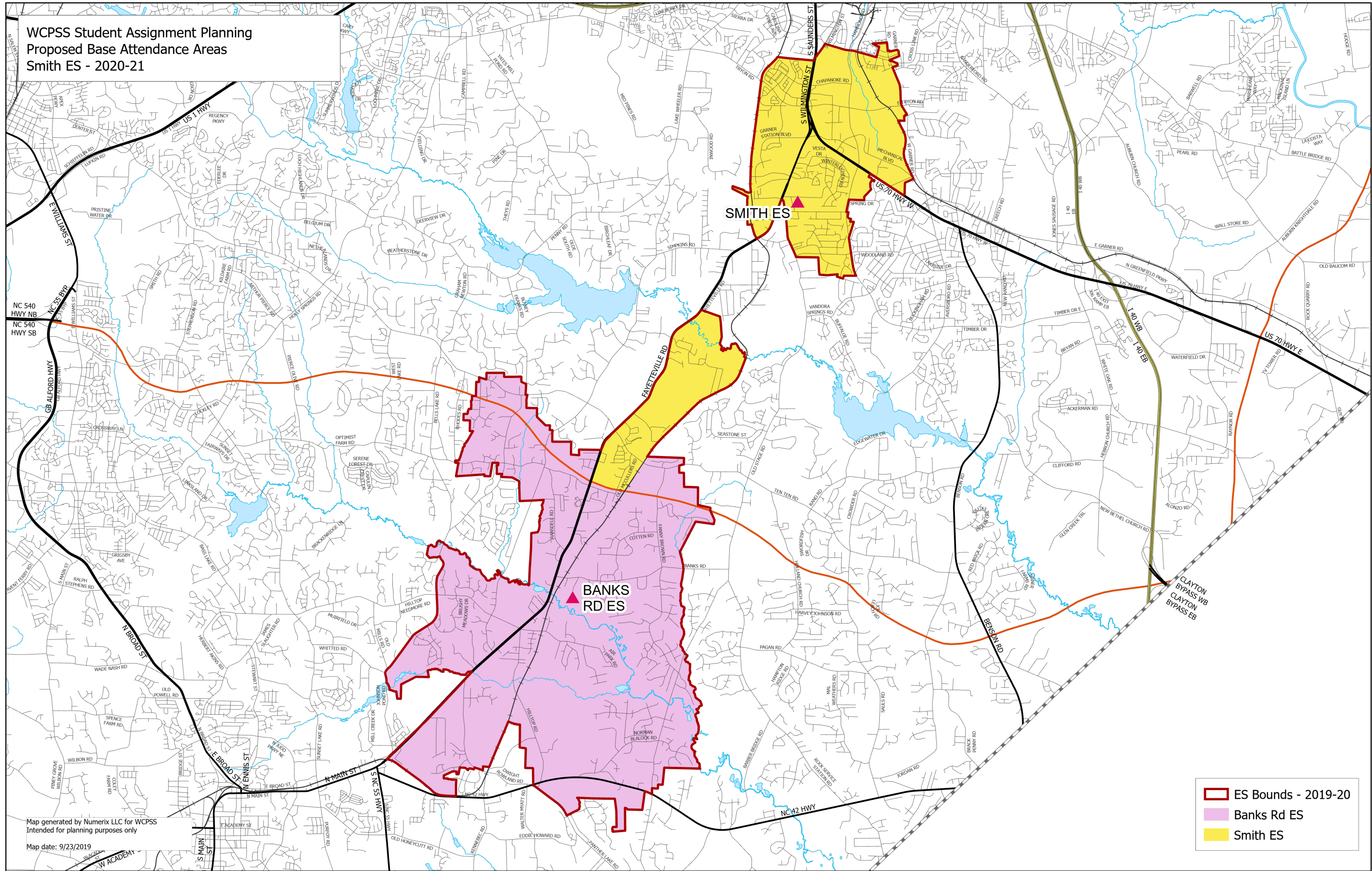
Base Area Detail Map – Wake Forest HS



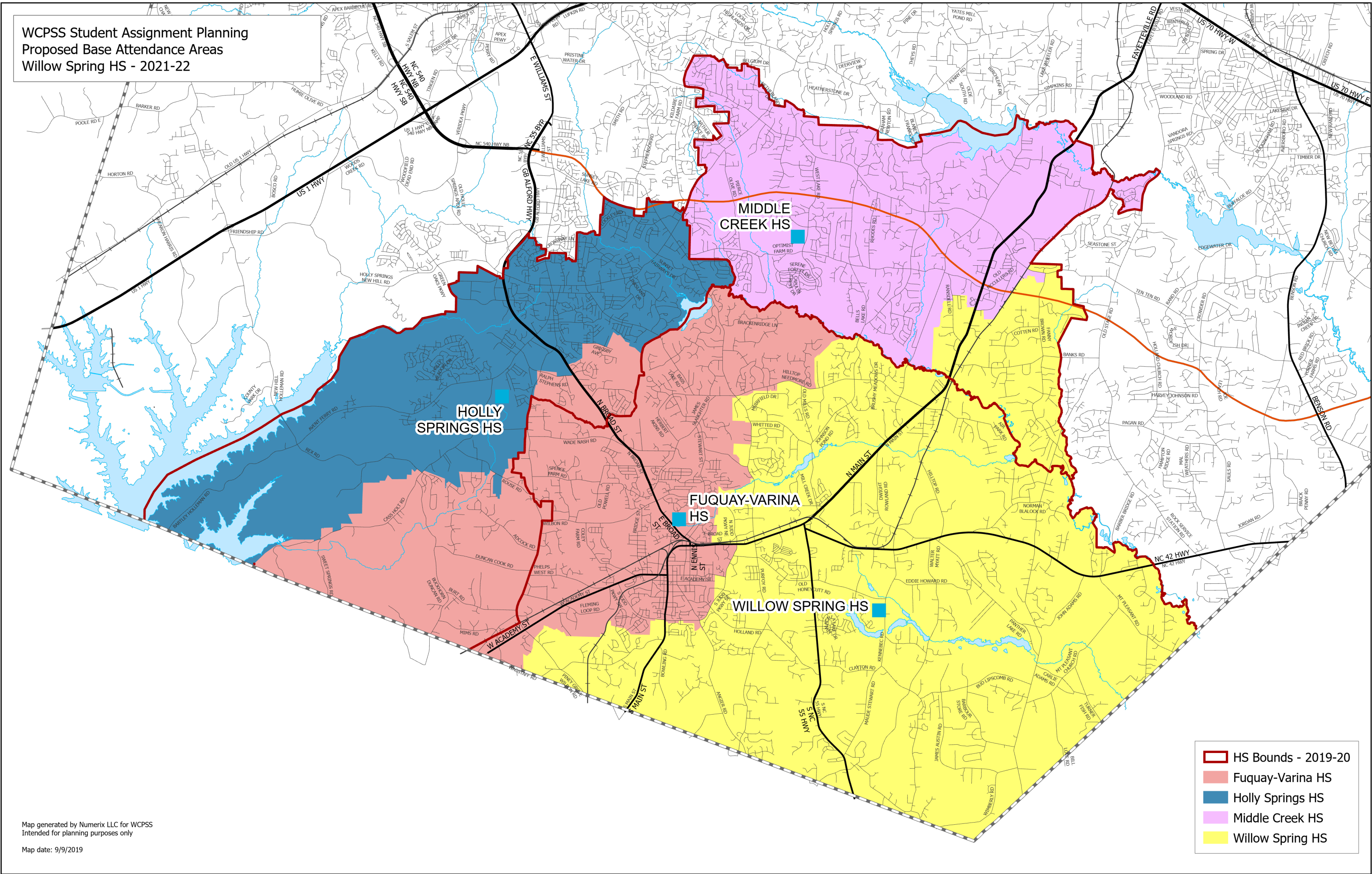
Base Area Detail Map – Fuquay-Varina MS and Holly Grove MS



Base Area Detail Map – Smith ES



Base Area Detail Map – Willow Springs HS (opening 2021)



WCPSS Board Policy 4150

To the extent practicable, student populations at each school will provide an optimal opportunity for academic success for all students.

a. Student Achievement

Factors for consideration include:

- 1. providing an opportunity for families to apply to designated application schools;
- 2. minimizing high concentrations of low-performing students at each school; and
- 3. minimizing high concentrations of students from low income families at each school.

b. Stability

To the extent practicable, a student who is reassigned will have the opportunity to stay at the current school for one additional year if it is the terminal grade for an elementary or middle school (grades 5 and 8), and the student's siblings will be provided an opportunity to attend the same school for the one year period. The student and siblings must apply for these transfers at the designated time. To the extent practicable, any student currently in high school who is reassigned from an existing school to an existing school will be provided an opportunity to stay at the current school until the terminal grade (grade 12). The student must apply for this transfer at the designated time. Additional opportunities to remain at the current school, including for siblings, may be included in the annual student enrollment plan. A change in domicile does not preserve the previous school assignment. However, Early College and Magnet application assignments are valid through the terminal grade of the school.

To the extent practicable, base school assignments will be within a reasonable distance of the student's home.

c. Proximity

Factors for consideration include:

- 1. allowing students living within the immediate vicinity of a school, defined by the assignment plan, to attend that school; and
- 2. minimizing splitting of neighborhoods when developing base attendance areas.

To the extent practicable, assignments will optimize the use of school facilities and transportation resources.

d. Operational Efficiency

Factors for consideration include:

- 1. minimizing under-enrolled schools;
- 2. minimizing overcrowded schools; and
- 3. maximizing transportation efficiencies."