

WELCOME!

Talk to the people at your table about the following questions:

- What do you remember about learning to read?
- How did you feel about reading when you were in school?

Level B Readers

LEVEL B READERS

- Characteristics of Level B Readers
- Characteristics of books that support Level B readers
- Reading Behaviors to support Level B readers

WHEN READING WITH YOUR CHILD...

- Parent previews book before reading with child
- Picture walk
- Prediction
- Search for sight words on each page and review
- Introduce new vocabulary and “tricky words”
- Walk through each page to model reading strategies
- Have child read out loud and touch each word when they read

RETELL THE STORY

-During your story time (pictures or chapter books), create stopping points and have your child retell what they've heard in order

-A retell includes characters, setting, beginning, middle, and end of the story, with details

-Repetition!

5 Finger Retell



MAIN IDEA AND KEY DETAILS


-Non-fiction books are just as important!

-After reading a non-fiction text, ask your child to tell you the main idea of the text

-The main idea is what the text is mostly about, or what they author is trying to tell us

-Include key details

-How do I know?



MAIN IDEA

✓ It is what the TEXT is **MOSTLY** about.

THINK: What is the big idea?

✓ It is the **POINT** the AUTHOR is trying to make.

THINK: What did the author write about over and over again?



KEY DETAILS

✓ They are the important **PARTS** in the STORY.

THINK WHO WHAT WHEN WHERE

✓ They help TELL the **MAIN IDEA**.

LET'S PRACTICE!

- Pick a book at your table to read
- After reading, decide with a partner if your books are fiction or non-fiction
- Fiction books - retell the story to your partner
 - Don't forget to include characters, setting, beginning, middle, and end!
- Non-Fiction books - tell the main idea and key details to your partner

SIGHT WORDS

-Flash cards

-Missing letters

-Mix and Fix

-Highlight or circle sight words in newspapers/magazines, old books

-Scavenger Hunt

LET'S PRACTICE!

- Mix and Fix
 - Pick a bag of letters from your table
 - Put the letters back together to figure out the sight words
 - Use the words in a sentence!

Kindergarten List A Sight Words

a	and	at	can	come	do
go	has	have	he	here	I
in	is	it	like	little	look
not	of	on	see	she	the
this	to	you	we	will	with

BLENDING AND SEGMENTING

- Spelling boxes
- Roller Coaster
- Live Spelling


Spelling Boxes



LET'S PRACTICE!

- Sound Boxes
 - Grab a marker and spell these words!

- Roller Coaster Words
 - One tap per sound in a word
 - Slide down arm to blend sounds together



CAR GAMES

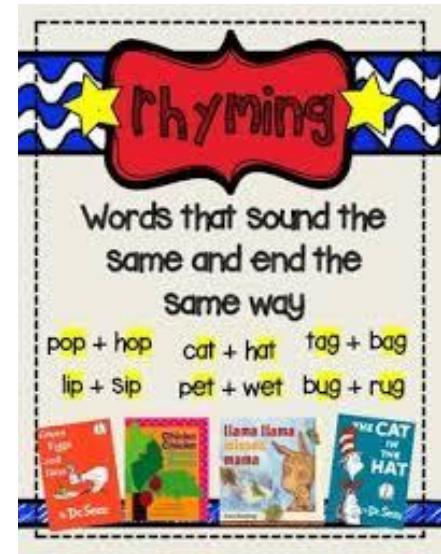
- Rhyme
- Roller Coaster
- Syllables




LET'S PRACTICE!

- Rhyme
 - What word rhymes with.....?
 - Do these words rhyme?
 - Have same ending sound




- Syllables
 - Clap out and keep track on fingers
 - How many parts are in a word




How many syllables do you hear in this word?

1. hamburger 

ham - burg - er

WHERE CAN I FIND LEVELED READING BOOKS?



WHERE CAN I FIND LEVELED READING BOOKS?



You can access leveled reading books for free on any smart device (a computer, tablet, or phone)!



1. Visit: www.biguniverse.com

Sign in

Username*

abcombs

Password*

••••••

Group Username

wcpss

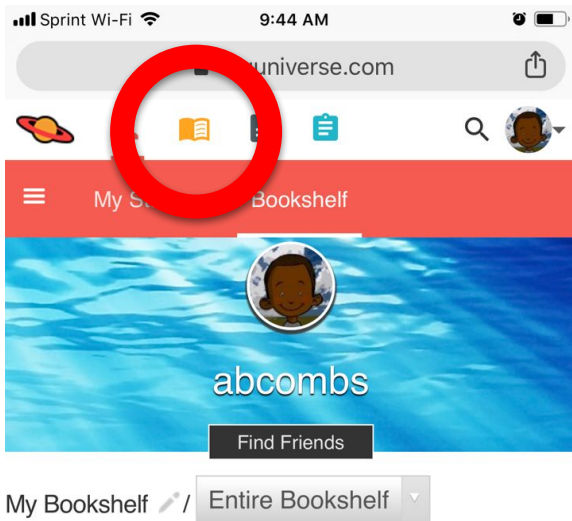
Only required for sub-accounts

Remember me

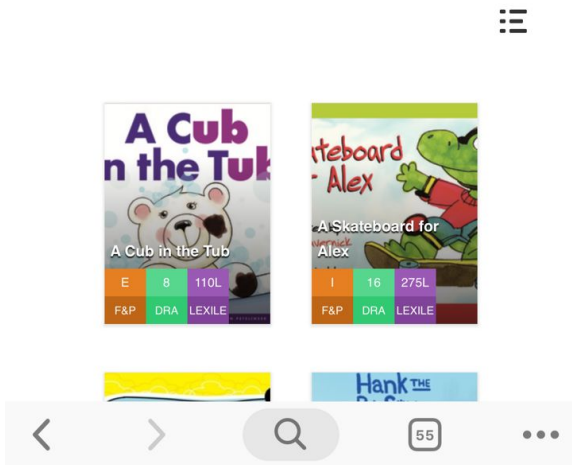
→ Sign in

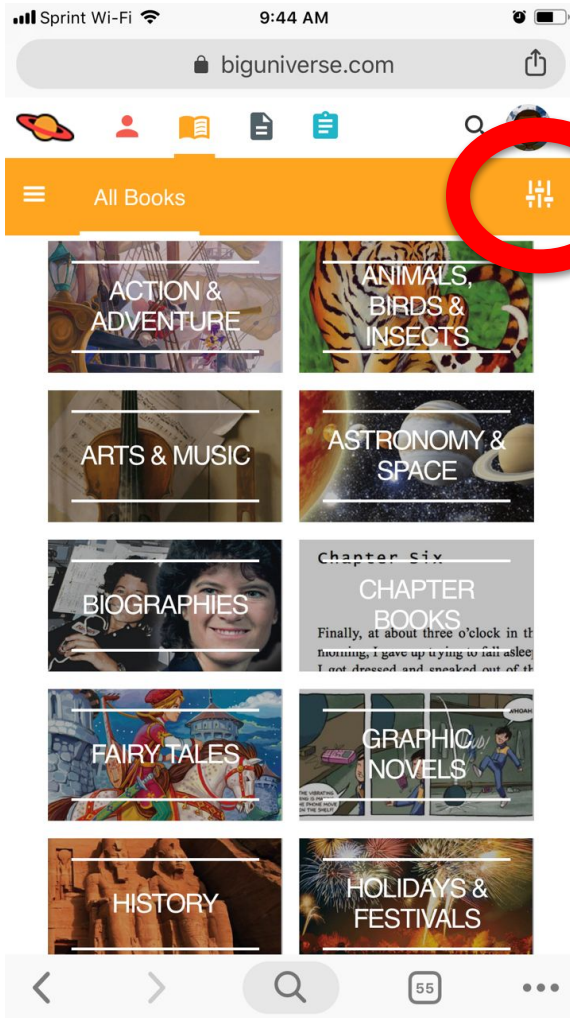
Forgot your password? | Don't have an account?

1. Visit: www.biguniverse.com
2. Sign in for free
 - a. Username: abcombs
 - b. Password: abcombs
 - c. Group username: wcpss

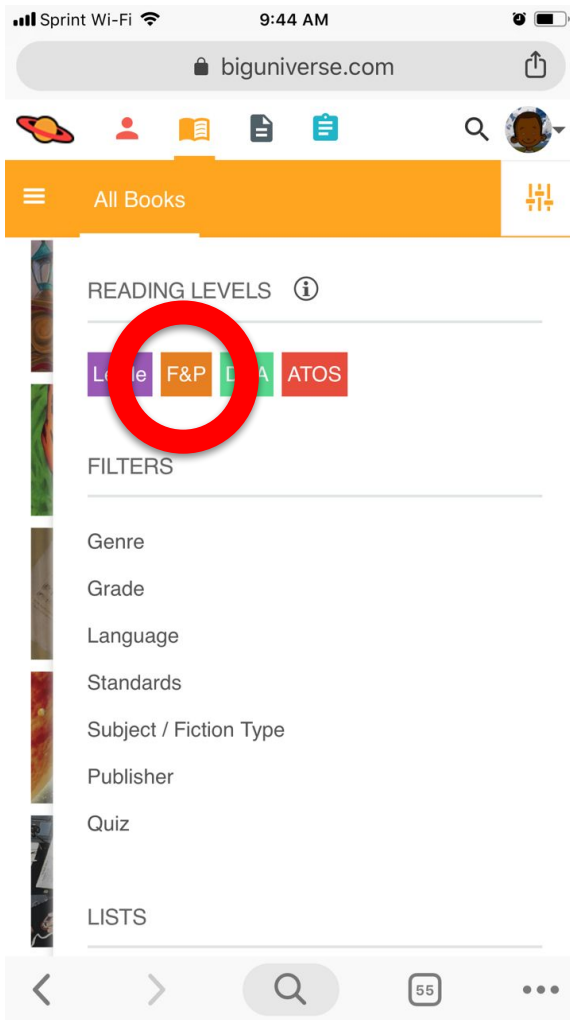


1. Visit: www.biguniverse.com
2. Sign in for free
 - a. Username: abcombs
 - b. Password: abcombs
 - c. Group username: wcpss
3. Click the “Library” icon

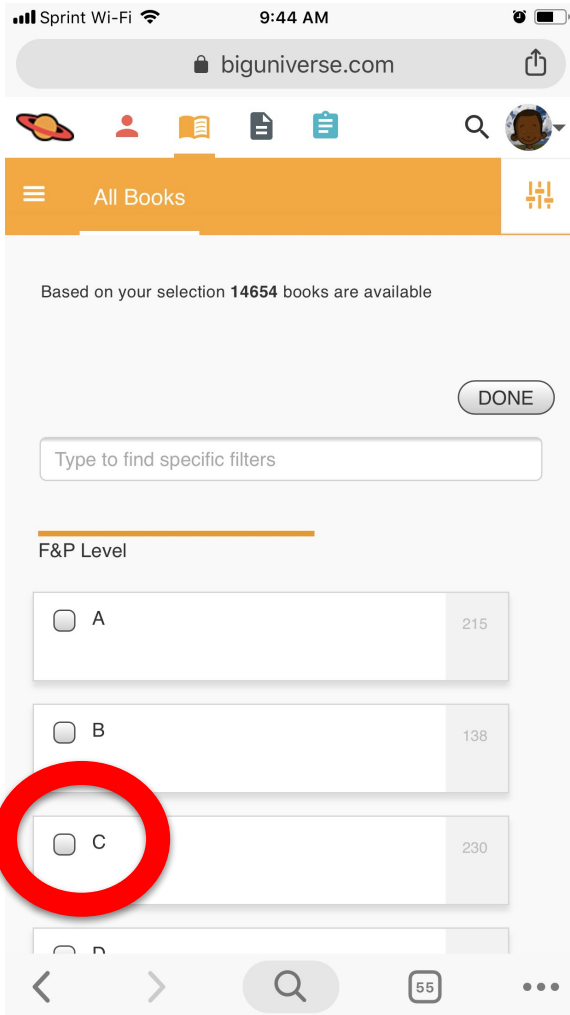




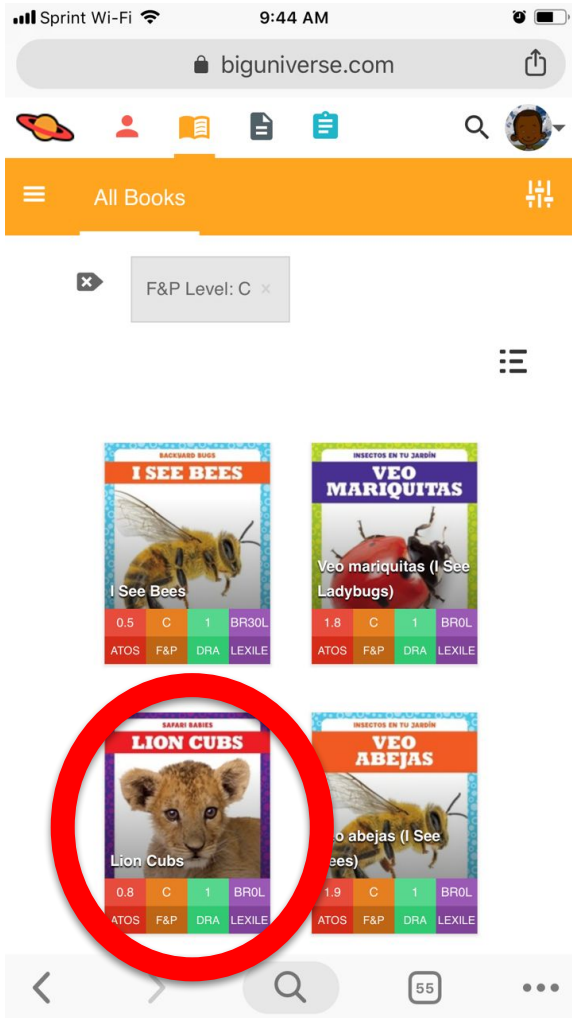
1. Visit: www.biguniverse.com
2. Sign in for free
 - a. Username: abcombs
 - b. Password: abcombs
 - c. Group username: wcpss
3. Click the “Library” icon
4. Select the “Levels” icon



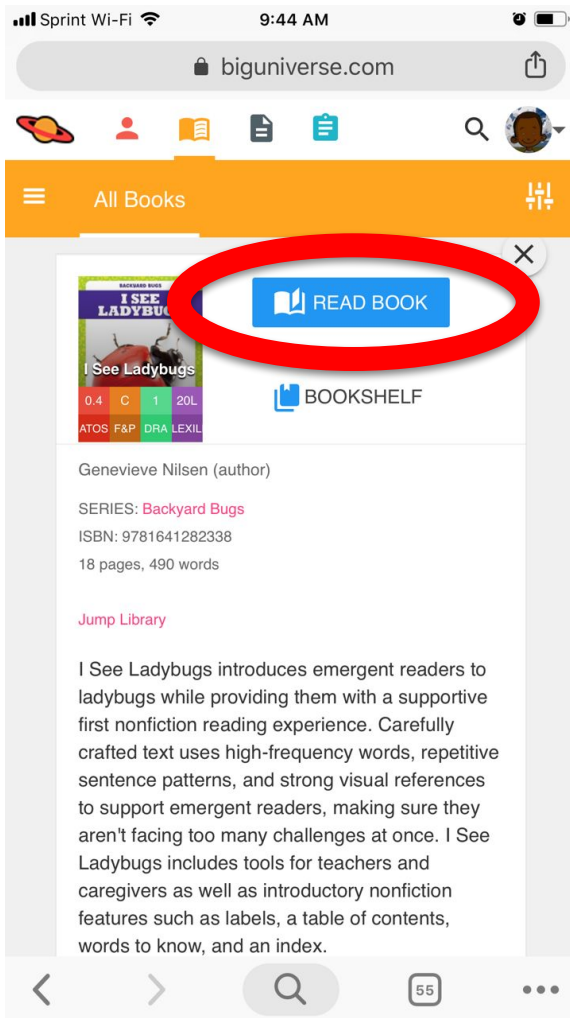
1. Visit: www.biguniverse.com
2. Sign in for free
 - a. Username: abcombs
 - b. Password: abcombs
 - c. Group username: wcpss
3. Click the “Library” icon
4. Select the “Levels” icon
5. Click “F&P”




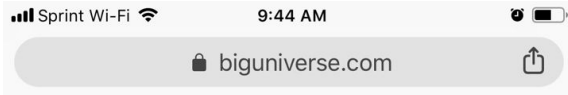
1. Visit: www.biguniverse.com
2. Sign in for free
 - a. Username: abcombs
 - b. Password: abcombs
 - c. Group username: wcpss
3. Click the “Library” icon
4. Select the “Levels” icon
5. Click “F&P”
6. Select a reading level



1. Visit: www.biguniverse.com
2. Sign in for free
 - a. Username: abcombs
 - b. Password: abcombs
 - c. Group username: wcpss
3. Click the “Library” icon
4. Select the “Levels” icon
5. Click “F&P”
6. Select a reading level
7. Choose a book



1. Visit: www.biguniverse.com
2. Sign in for free
 - a. Username: abcombs
 - b. Password: abcombs
 - c. Group username: wcpss
3. Click the “Library” icon
4. Select the “Levels” icon
5. Click “F&P”
6. Select a reading level
7. Choose a book
8. Click “Read Book”



1. Visit: www.biguniverse.com
2. Sign in for free
 - a. Username: abcombs
 - b. Password: abcombs
 - c. Group username: wcpss
3. Click the “Library” icon
4. Select the “Levels” icon
5. Click “F&P”
6. Select a reading level
7. Choose a book
8. Click “Read Book”
9. Enjoy!

WHERE WE ARE GOING

- Level D by the end of the year
- Characteristics of Level D Readers
- Characteristics of books that support Level D readers
- Reading Behaviors to support Level D readers

PACKET RESOURCES

QUESTIONS??



A coordinate system is shown with a horizontal x-axis and a vertical y-axis intersecting at the origin. The plus sign is located in the upper-left quadrant, and the triangle is located in the upper-right quadrant.

+

