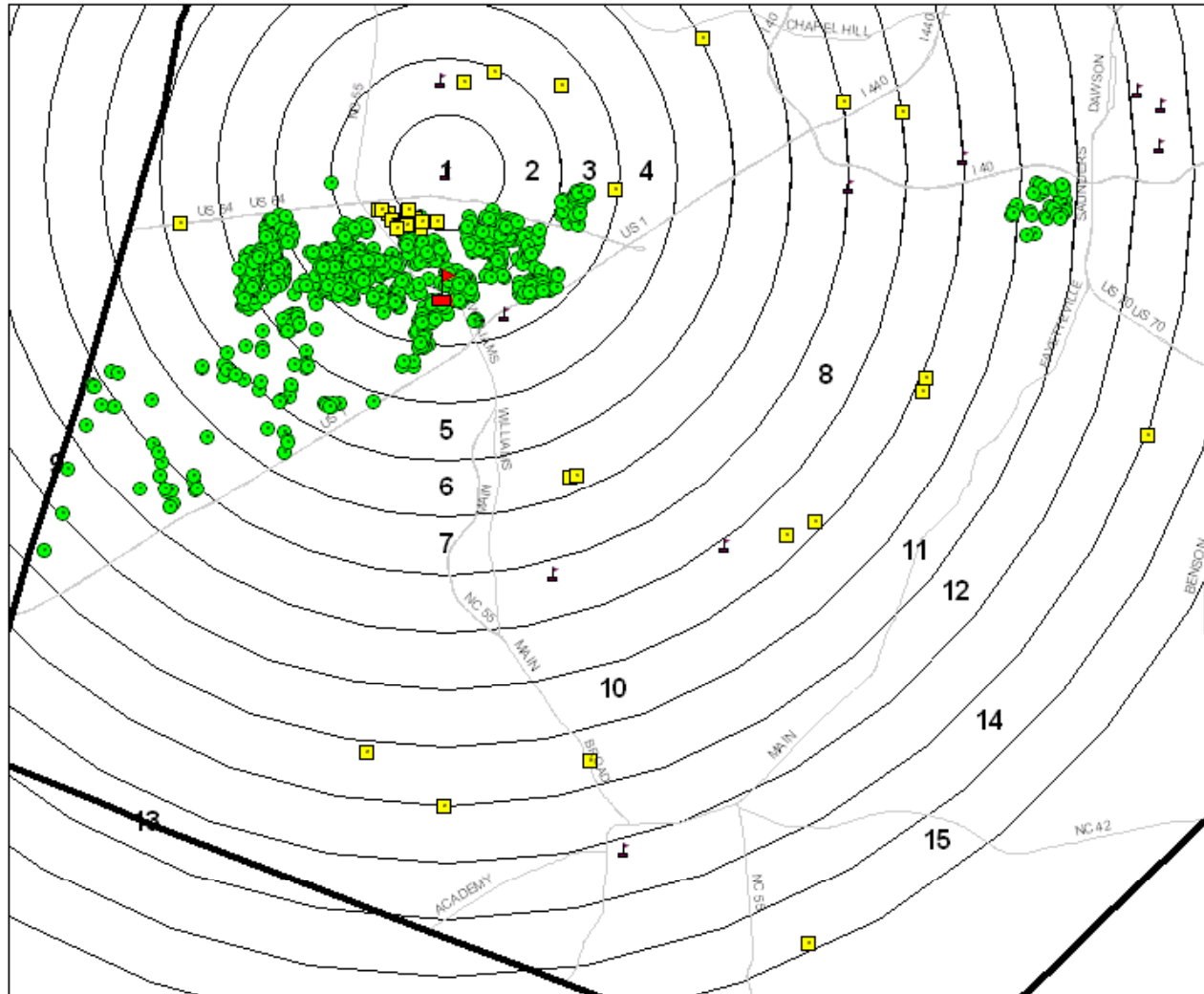


**WCPSS
School Roster 2006-2007**

Elementary School	Calendar	Elementary School	Calendar	Middle School	Calendar	High School	Calendar
Adams	YR	Lead Mine	T	Apex	T	Apex	T
Apex	T	Leesville Road	T	Carnage	Magnet	Athens Drive	T
Aversboro	T	Lincoln Heights	Magnet	Carroll	T	Broughton	Magnet
Baileywick Road	T	Lockhart	T	Centennial	Magnet	Cary	T
Ballentine	T	Lynn Road	T	Daniels	Magnet	East Wake	T
Barwell	YR	Middle Creek	T	Davis Drive	T	Enloe	Magnet
Baucom	T	Millbrook	Magnet	Dillard Drive	T	Fuquay-Varina	T
Brassfield	T	Morrisville	YR	Durant Road	YR	Garner	Magnet
Brentwood	T	North Ridge	T	Reedy Creek	T	Green Hope	T
Briarcliff	T	Northwoods	T	East Garner	Magnet	Holly Springs	T
Brier Creek	YR	Oak Grove	YR	East Millbrook	Magnet	Knightdale	T
Brooks	Magnet	Olds	Magnet	East Wake	T	Leesville Road	T
Bugg	Magnet	Olive Chapel	T	Fuquay Varina	T	Middle Creek	T
Carpenter	YR	Partnership	Modified	Heritage	YR	Millbrook	T
Carver	Modified	Penny Road	T	Holly Ridge	T	Panther Creek	T
Cary	T	Pleasant Union	T	Leesville Road	T	Sanderson	T
Cedar Fork	T	Poe	Magnet	Ligon	Magnet	Southeast Raleigh	Magnet
Combs	Magnet	Powell	Magnet	Lufkin Road	YR	Wake Early College	Magnet
Conn	Magnet	Rand Road	T	Martin	Magnet	Wake Forest-Rolesville	T
Creech Road	T	Reedy Creek	T	Moore Square	Magnet	Wakefield	T
Davis Drive	T	River Bend	YR	North Garner	Magnet	East Wake School of Health Science	T
Dillard Drive	T	Rolesville	T	Salem	T	East Wake School of Int. Technology	T
Douglas	Magnet	Root	Magnet	Wake Forest-Rolesville	T		
Durant Road	YR	Salem	T	Wakefield	T		
Farmington Woods	Magnet	Smith	T	West Cary	T		
Forest Pines	T	Stough	T	West Lake	YR		
Forestville Road	T	Swift Creek	T	West Millbrook	T		
Fox Road	T	Timber Drive	YR	Zebulon	Magnet		
Fuller	Magnet	Turner Creek	YR				
Fuquay-Varina	T	Underwood	M				
Green	YR	Vance	T				
Green Hope	T	Vandora Springs	T				
Harris Creek	T	Wake Forest	Magnet				
Heritage	YR	Wakefield	T				
Highcroft Drive	T	Wakelon	T				
Hilburn Drive	T	Washington	Magnet				
Hodge Road	T	Weatherstone	T				
Holly Grove	YR	Wendell	Magnet				
Holly Ridge	T	West Lake	YR				
Holly Springs	T	Wilburn	YR				
Hunter	Magnet	Wildwood Forest	T				
Jeffreys Grove	T	Wiley	Magnet				
Jones Dairy	YR	Willow Springs	T				
Joyner	Magnet	Yates Mill	T				
Kingswood	T	York	T				
Knightdale	T	Zebulon	Magnet				
Lacy	T						

Calendar Key
T= Traditional Calendar School
YR= Year-Round Calendar School
Modified= Modified Calendar School
Magnet= School with Magnet Programs

Apex Middle School Distance to Attending School from Residence

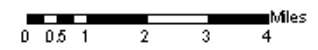
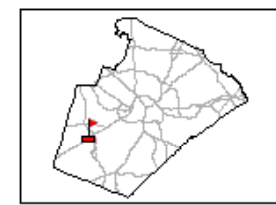


Legend

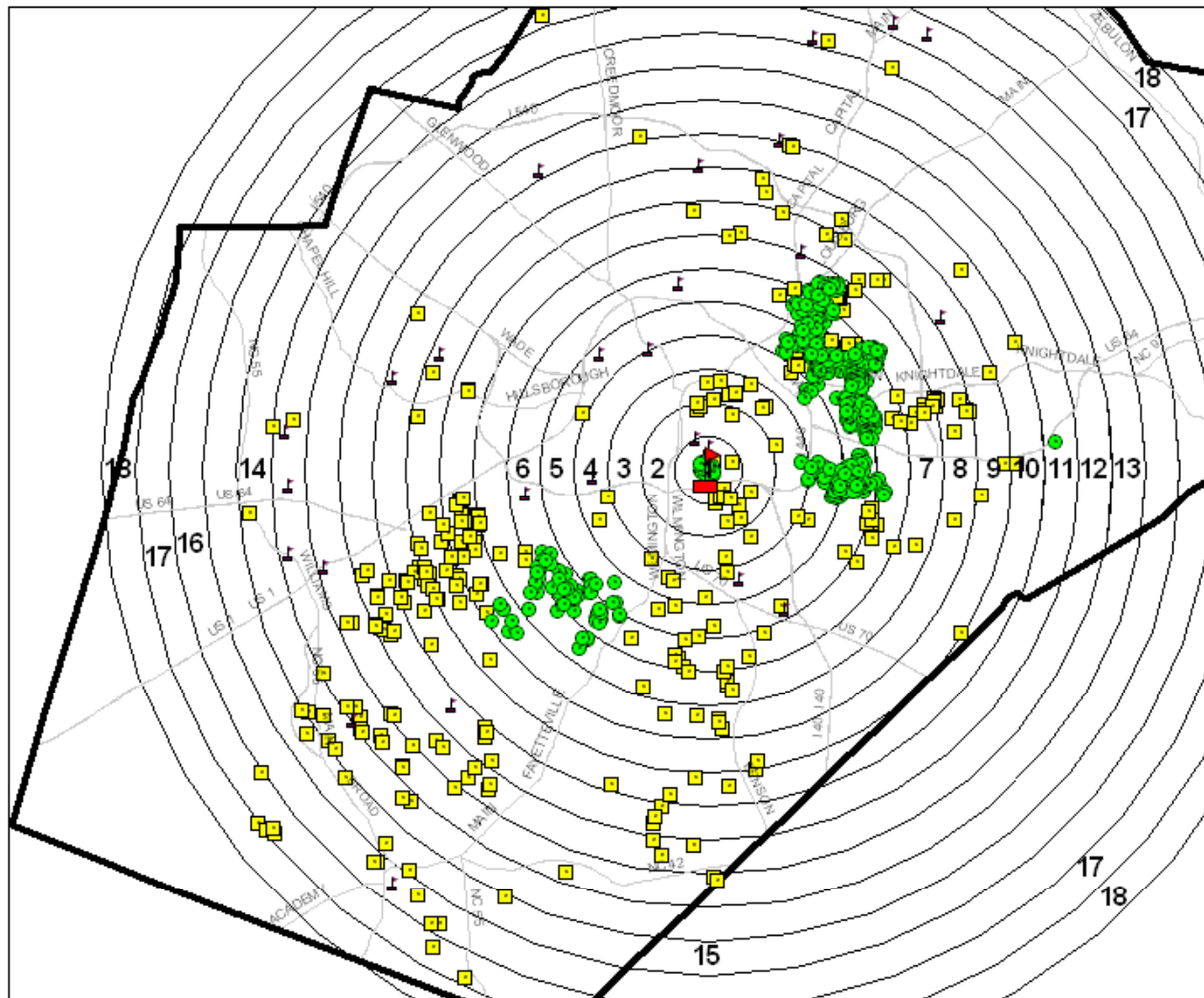
- WCPSS Middle Schools
- 312
- County Line
- Main Highway
- Distance to School (miles)
- 1 Mile -- 11
- 2 Miles -- 293
- 3 Miles -- 499
- 4 Miles -- 193
- 5 Miles -- 80
- 6 Miles -- 19
- 7 Miles -- 8
- 8 Miles -- 20
- 9 Miles -- 5
- 10 Miles -- 10
- 11 Miles -- 44
- 12 Miles -- 1
- 14 Miles -- 1
- 15 Miles -- 1

Attendance by Assignment or Choice

- Assignment - Base 1, KS
- Choice - Transfer - 45



Carnage Middle School Distance to Attending School from Residence

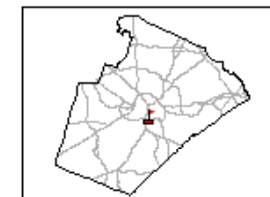


Legend

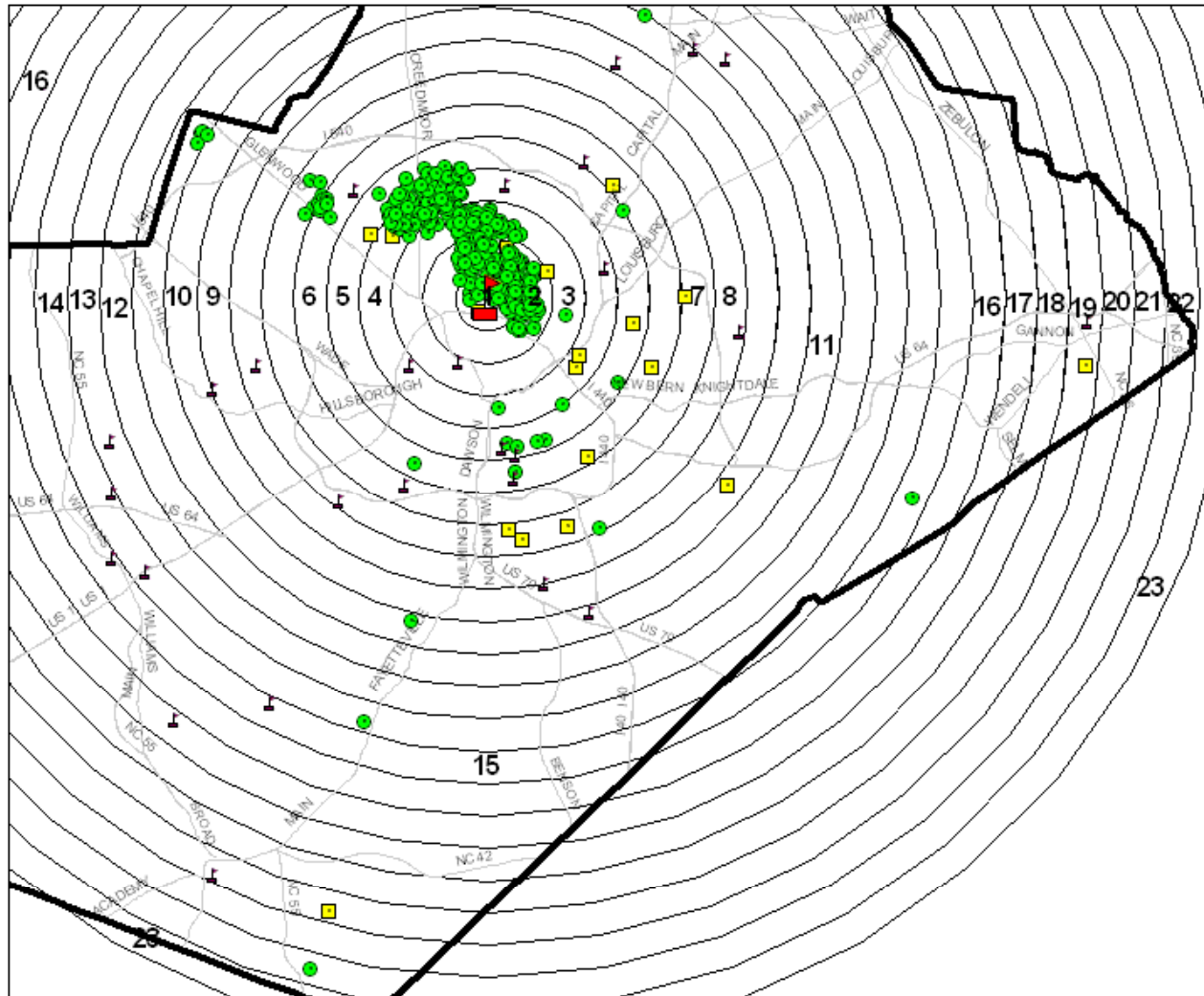
- WCPSS Middle Schools
- Carnage Middle School
- County Line
- Main Highway
- 1 Mile -- 63
- 2 Miles -- 11
- 3 Miles -- 17
- 4 Miles -- 72
- 5 Miles -- 333
- 6 Miles -- 269
- 7 Miles -- 169
- 8 Miles -- 61
- 9 Miles -- 36
- 10 Miles -- 22
- 11 Miles -- 24
- 12 Miles -- 16
- 13 Miles -- 16
- 14 Miles -- 11
- 15 Miles -- 8
- 16 Miles -- 5
- 17 Miles -- 9

Attendance by Assignment or Choice

- Assignment - Base - 808
- Assignment - Exceptional Programs - 1
- Choice - Magnet - 260
- Choice - Transfer - 96
- Choice - Magnet (no bus) - 5
- Choice - Mixed, Stay Current Year - 3
- Choice - Homeless - 1



Carroll Middle School Distance to Attending School from Residence



Legend

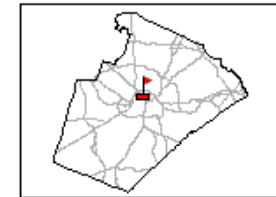
- Wake PSS Middle Schools
- Carroll Middle School
- County Line
- Main Highway

Carroll Middle School - 658 Students

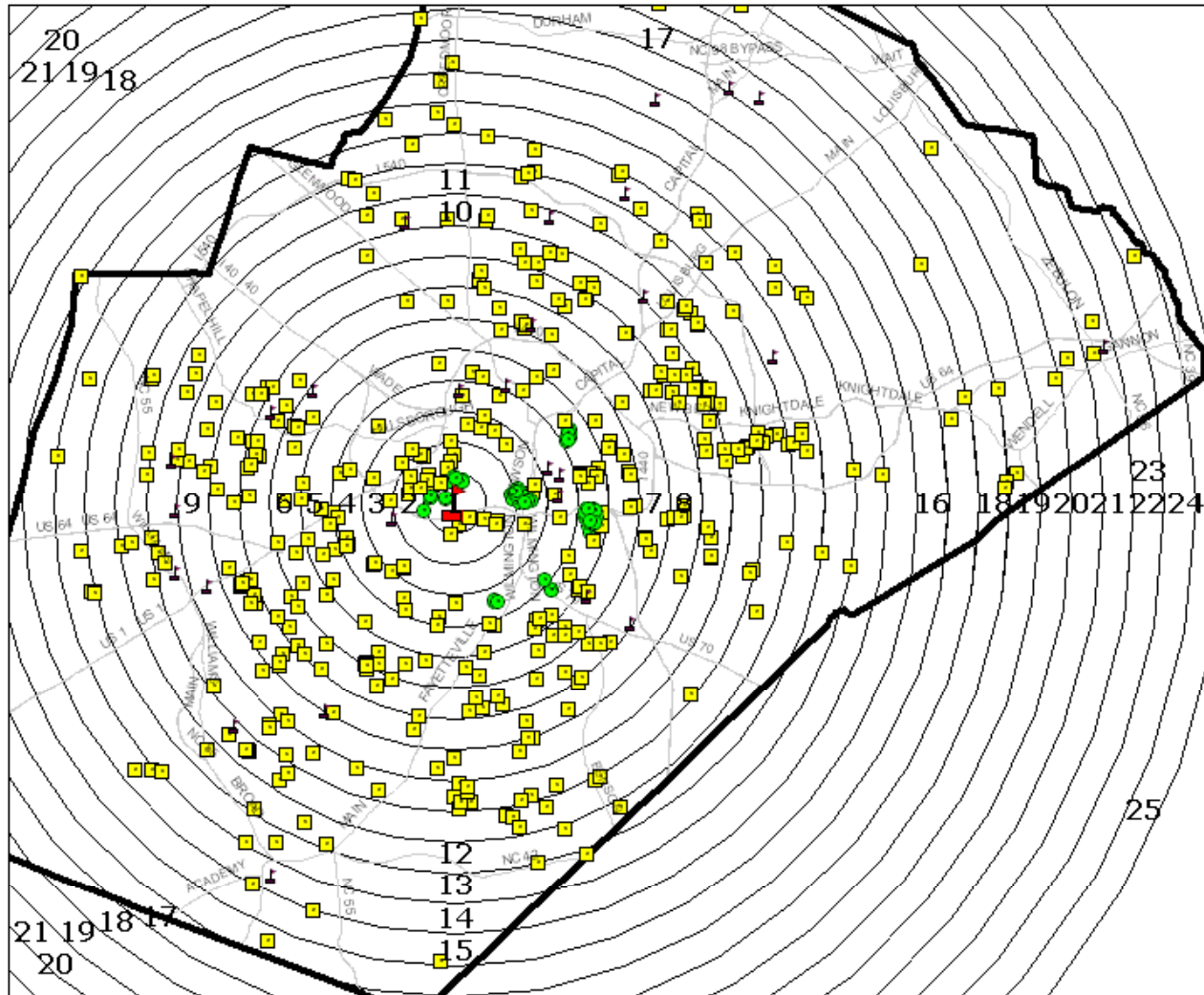
Distance to School (miles)	Count
1 Miles	69
2 Miles	233
3 Miles	143
4 Miles	129
5 Miles	44
6 Miles	19
7 Miles	6
8 Miles	4
10 Miles	2
11 Miles	5
14 Miles	1
15 Miles	1
16 Miles	1
20 Miles	1
22 Miles	1

Attendance by Assignment or Choice

- Assignment - Base - 618
- Assignment - Exceptional Programs - 16
- Choice - Transfer - 18
- Choice - Moved, Stay Current Year - 1



Centennial Campus Middle School Distance to Attending School from Residence



Legend

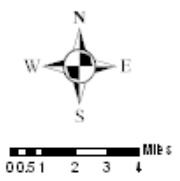
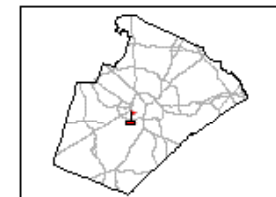
- WCPSS Middle Schools
- Centennial Campus
- County Line
- Main Highways

Centennial Campus MS - 594 Students
(Distance to School (miles))

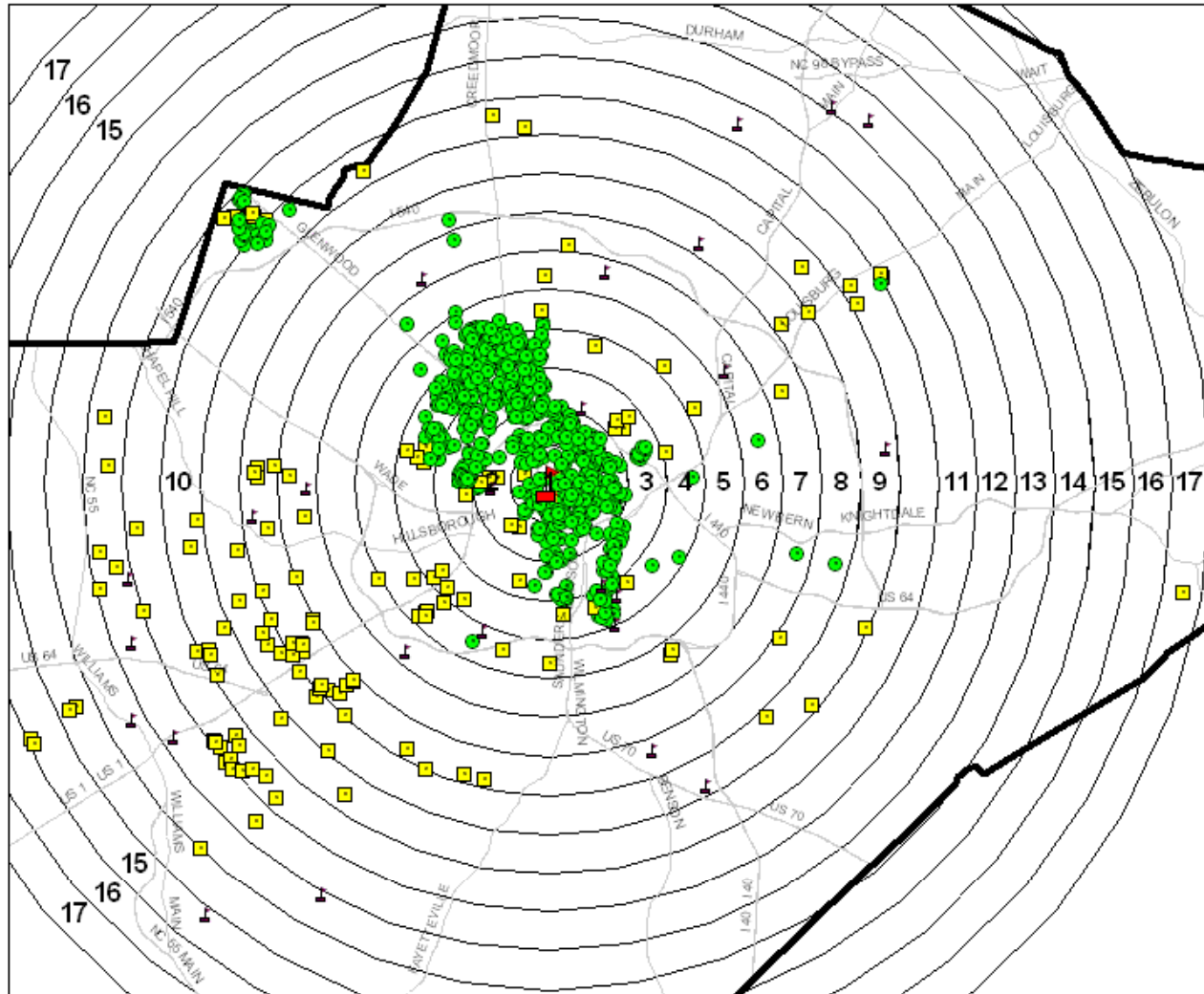
	1 Mile - 27
	2 Miles - 22
	3 Miles - 41
	4 Miles - 30
	5 Miles - 122
	6 Miles - 39
	7 Miles - 46
	8 Miles - 54
	9 Miles - 44
	10 Miles - 51
	11 Miles - 35
	12 Miles - 22
	13 Miles - 24
	14 Miles - 10
	15 Miles - 5
	16 Miles - 2
	17 Miles - 2
	18 Miles - 3
	19 Miles - 5
	20 Miles - 2
	21 Miles - 1
	22 Miles - 2
	24 Miles - 2

Attendance by Assignment or Choice

- Assignment - Base - 137
- Choice - Magnet - 414
- Choice - Transfer - 41
- Choice - Homeless - 2

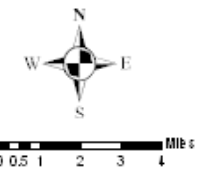
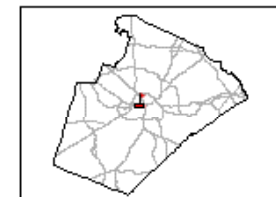


Daniels Middle School Distance to Attending School from Residence

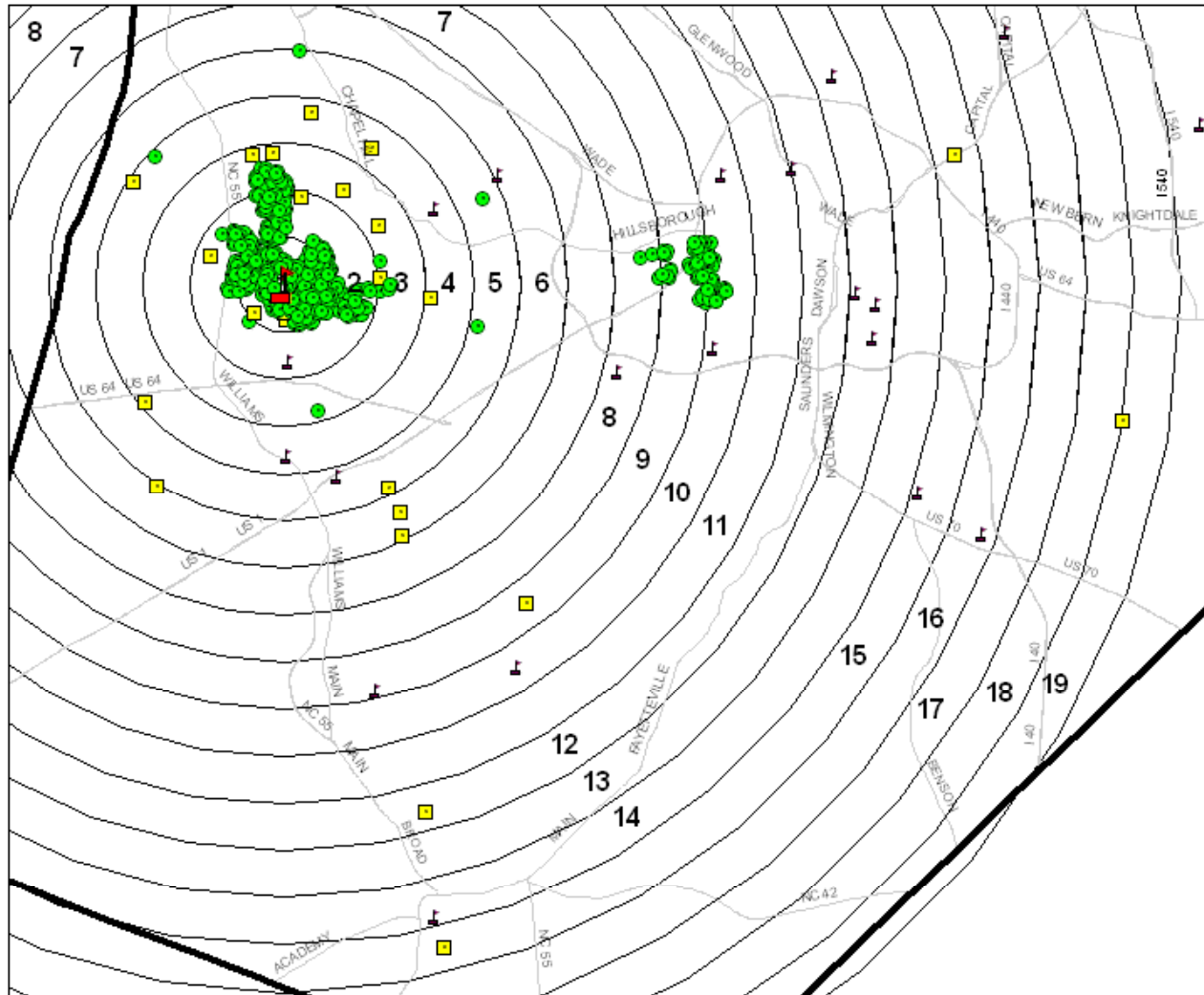


Legend

- WCPSS Middle Schools
- Daniels Middle School
- County Line
- Main Highways
- Daniels Middle School - 1,016 Students**
- Distance to School (miles)**
- 1 Mile - 93
- 2 Miles - 218
- 3 Miles - 238
- 4 Miles - 229
- 5 Miles - 88
- 6 Miles - 8
- 7 Miles - 8
- 8 Miles - 31
- 9 Miles - 13
- 10 Miles - 31
- 11 Miles - 48
- 12 Miles - 8
- 13 Miles - 1
- 14 Miles - 3
- 15 Miles - 2
- 16 Miles - 1
- 17 Miles - 1
- Attendance by Assignment or Choice**
- Assignment - Base - 837
- Assignment - ESL - 17
- Assignment - Exceptional Programs - 8
- Assignment - New Student - 4
- Choice - Magnet - 112
- Choice - Transfer - 33
- Choice - Magnet/FR (no bus) - 3
- Choice - Homeless - 2

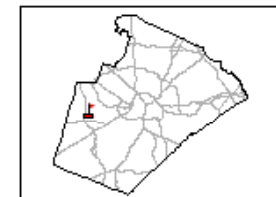


Davis Drive Middle School Distance to Attending School from Residence



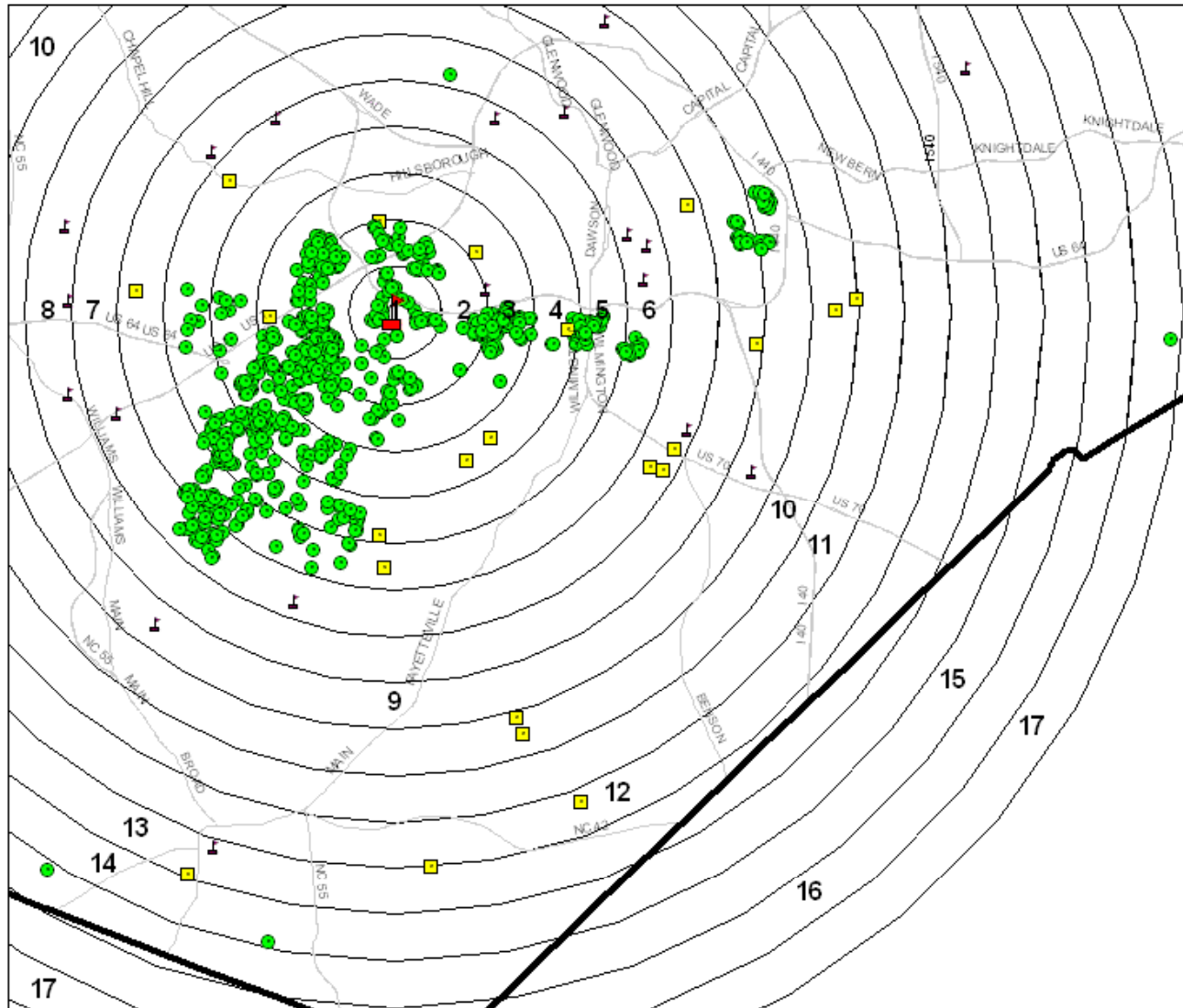
Legend

- WCPSS Middle Schools
- Davis Drive Middle School
- County Line
- Main Highways
- Davis Drive MS - 1,089 Students**
- Distance to School (miles)
- 1 Miles - 954
- 2 Miles - 288
- 3 Miles - 93
- 4 Miles - 6
- 5 Miles - 4
- 6 Miles - 4
- 7 Miles - 4
- 8 Miles - 4
- 9 Miles - 59
- 10 Miles - 64
- 12 Miles - 1
- 15 Miles - 3
- 19 Miles - 1
- Attendance by Assignment or Choice
- Assignment - Basic - 1,054
- Assignment - Exceptional Programs - 8
- Assignment - ESL - 1
- Assignment - New Student - 1
- Choice - Transfer 24
- Choice - Moved, Stay Current Yr - 2
- Choice - Homeless - 1



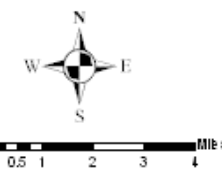
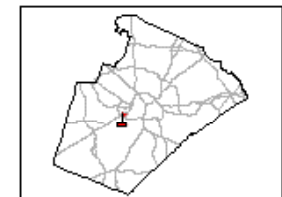
Prepared by DTWiford, WCPSS Growth and Planning
 August 2008

Dillard Drive Middle School Distance to Attending School from Residence

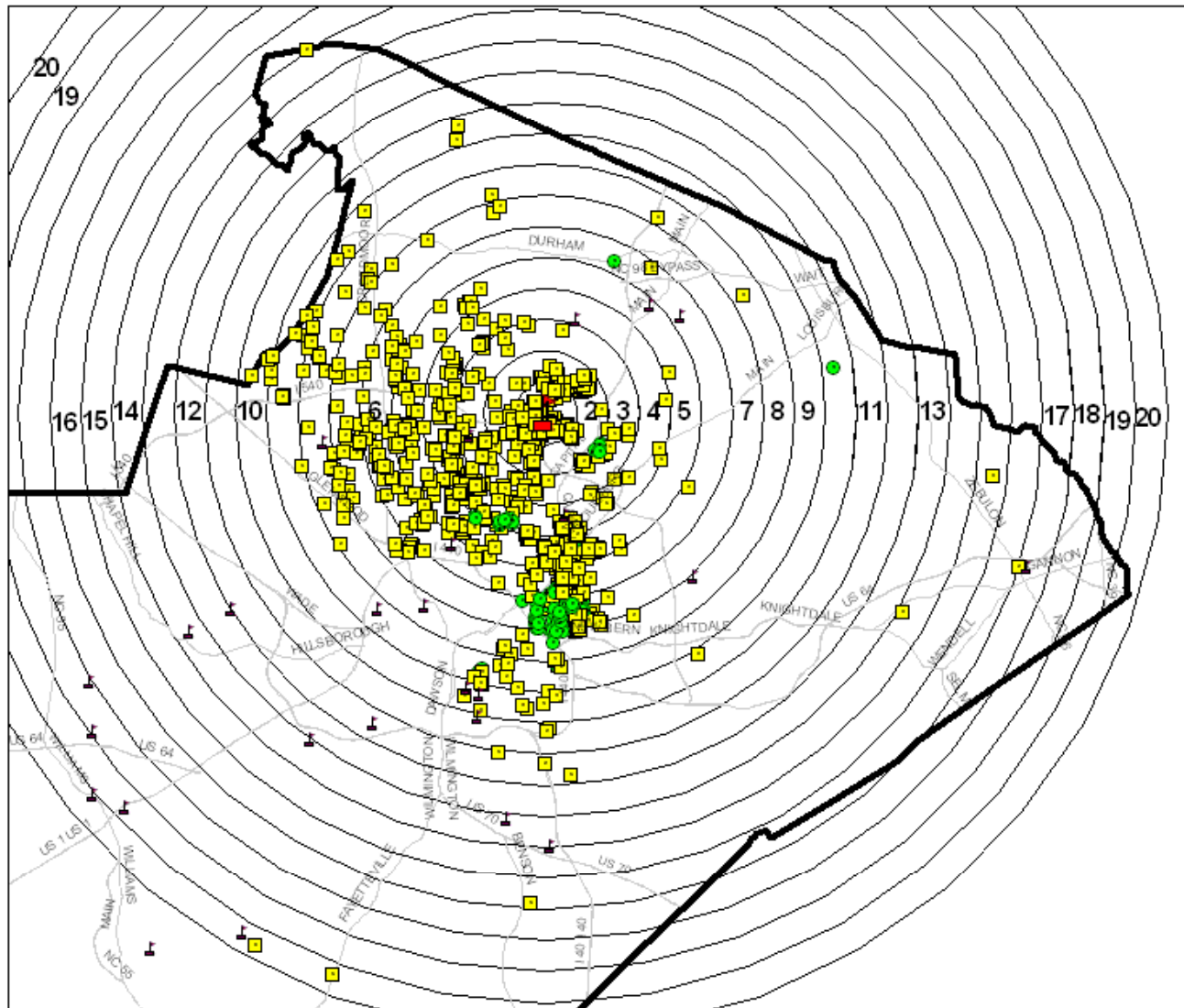


Legend































- WCPSS Middle Schools
- Dillard Drive Middle School
- County Line
- Major Highways
- Dillard Drive MS - 1,011 Students
- Distance to School (miles)
- 1 Mile -- 54
- 2 Mile -- 236
- 3 Mile -- 216
- 4 Mile -- 109
- 5 Mile -- 163
- 6 Mile -- 113
- 7 Mile -- 29
- 8 Mile -- 27
- 9 Mile -- 54
- 10 Miles -- 3
- 11 Miles -- 1
- 12 Miles -- 1
- 13 Miles -- 2
- 14 Miles -- 1
- 15 Miles -- 1
- 17 Miles -- 1
- Attendance: by Assignment or Choice
- Assignment - Base - 984
- Assignment - Exceptional Programs - 4
- Choice - Transfer - 19
- Choice - Moved, Stay Current Yr - 3
- Choice - Homeless - 1

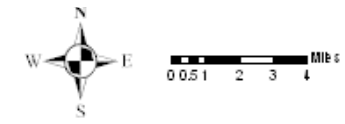
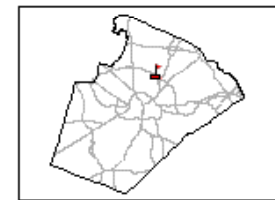


Durant Road Middle School Distance to Attending School from Residence



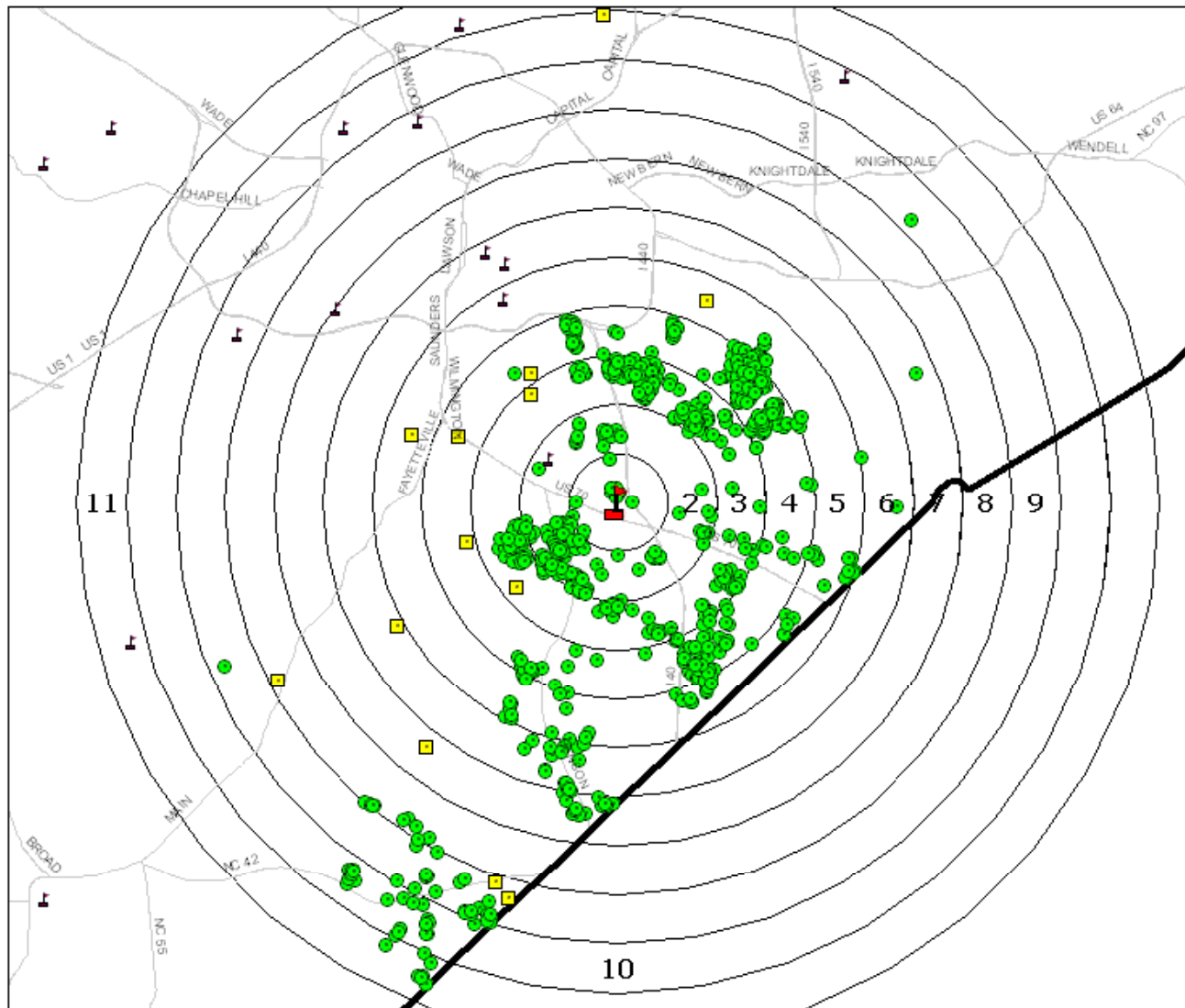
Legend

-  WCPSS Middle Schools
-  Durant Rd Middle School
-  County Line
-  Main Highways
- Durant Road MS - 1,128 Students**
-  Distance to School (miles)
-  1 Mile -- 172
-  2 Miles -- 98
-  3 Miles -- 101
-  4 Miles -- 195
-  5 Miles -- 166
-  6 Miles -- 101
-  7 Miles -- 218
-  8 Miles -- 55
-  9 Miles -- 35
-  10 Miles -- 13
-  11 Miles -- 2
-  12 Miles -- 3
-  14 Miles -- 1
-  15 Miles -- 3
-  16 Miles -- 1
-  17 Miles -- 1
-  20 Miles -- 1
- Attendance by Assignment or Choice**
-  Assignment - Base - 300
-  Assignment - Exceptional Programs - 2
-  Assignment - EOL - 8
-  Assignment - New Student - 2
-  Choice - Year-Round - 799
-  Choice - Transfer 90
-  Choice - Magnet (V-R) (no bus) - 26
-  Choice - Homeless - 1











Prepared by DTWiford, WCPSS Growth and Planning
August 2008

East Garner Middle School Distance to Attending School from Residence



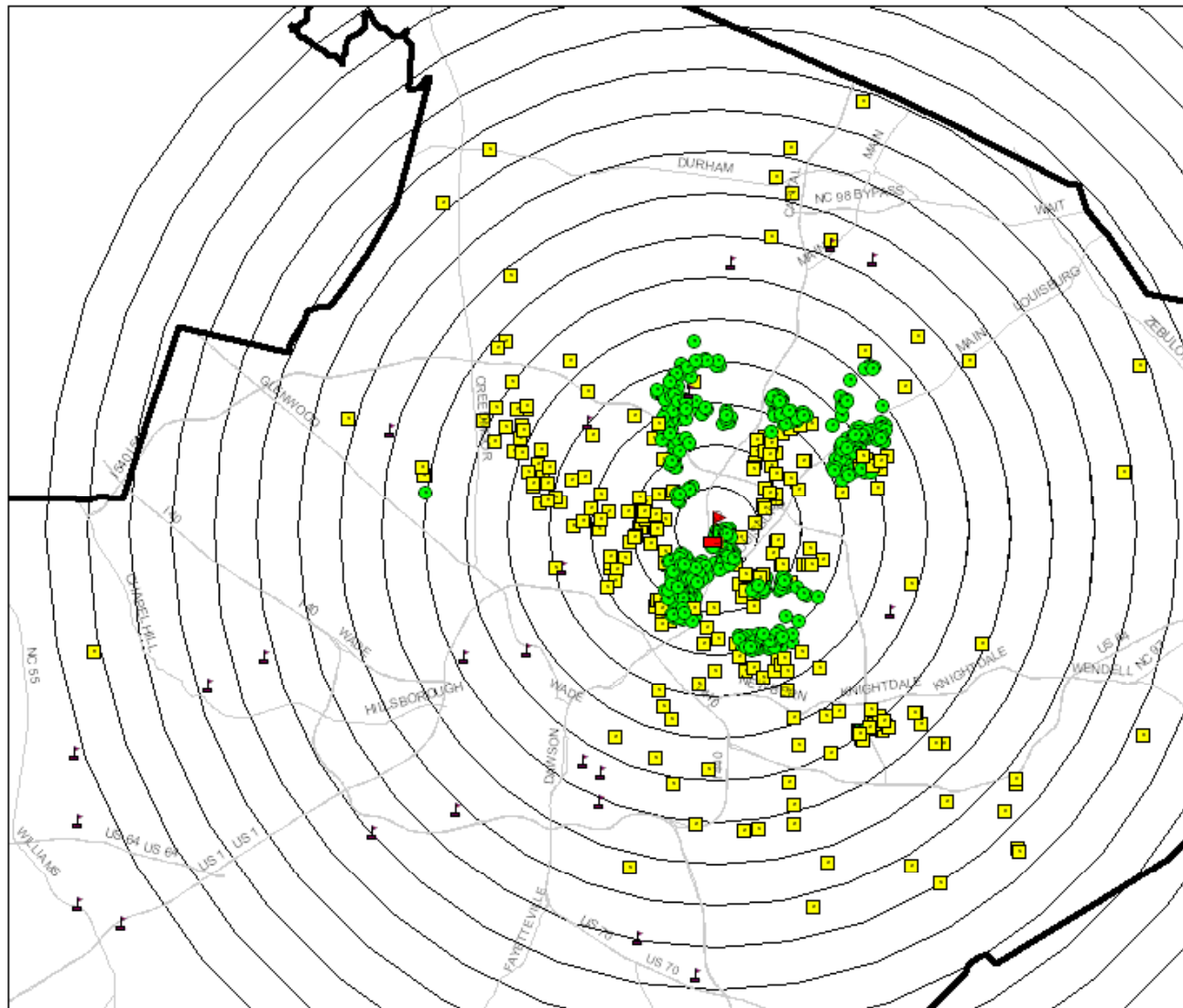
Legend

-  WCPSS Middle Schools
-  East Garner MS
-  County Line
-  Main Highways
- East Garner MS -- 1,045 Students
- Distance to School (miles)
- 1 Mile -- 18
- 2 Miles -- 150
- 3 Miles -- 329
- 4 Miles -- 352
- 5 Miles -- 83
- 6 Miles -- 25
- 7 Miles -- 17
- 8 Miles -- 11
- 9 Miles -- 26
- 10 Miles -- 25
- 11 Miles -- 9
- Attendance by Assignment or Choice
-  Assignment - Base - 1,026
-  Assignment - Exceptional Programs - 5
-  Choice - Transfer - 13
-  Choice - Homeless - 1



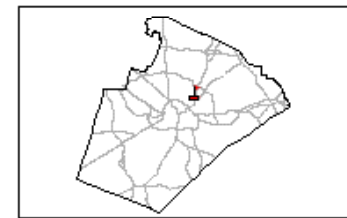
Prepared by DTWiford, WCPSS Growth and Planning
August 2008

East Millbrook Middle School Distance to Attending School from Residence



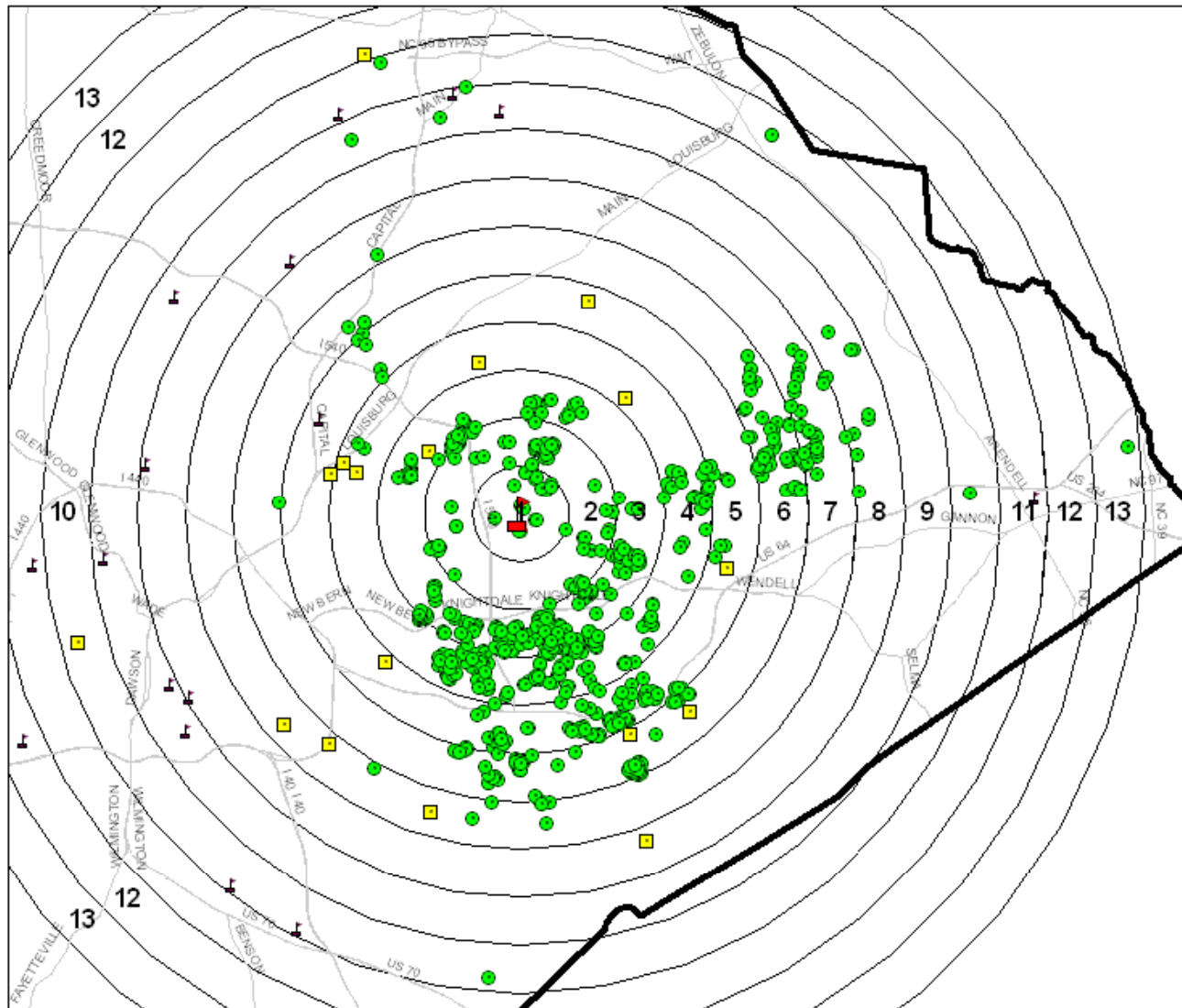
Legend

- WCPSS Middle Schools
- East Millbrook MS
- County Line
- Main Highways
- East Millbrook MS -- 1,064 Students
- Distance to School (miles)
- 1 Mile -- 111
- 2 Miles -- 313
- 3 Miles -- 200
- 4 Miles -- 224
- 5 Miles -- 118
- 6 Miles -- 34
- 7 Miles -- 24
- 8 Miles -- 15
- 9 Miles -- 6
- 10 Miles -- 9
- 11 Miles -- 8
- 12 Miles -- 1
- 16 Miles -- 1
- Attendance by Assignment or Choice
- Assignment - Base - 796
- Assignment - Exceptional Programs - 2
- Choice - Magnet - 198
- Choice - Transfer - 62
- Choice - Moved, Stay Current Yr - 3
- Choice - Magnet/YR (no bus) - 2
- Choice - Homeless - 1



























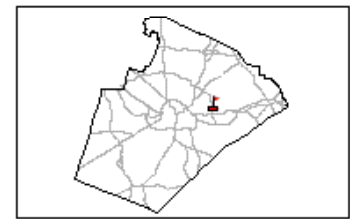
Prepared by DTWiford, WCPSS Growth and Planning
August 2008

East Wake Middle School Distance to Attending School from Residence



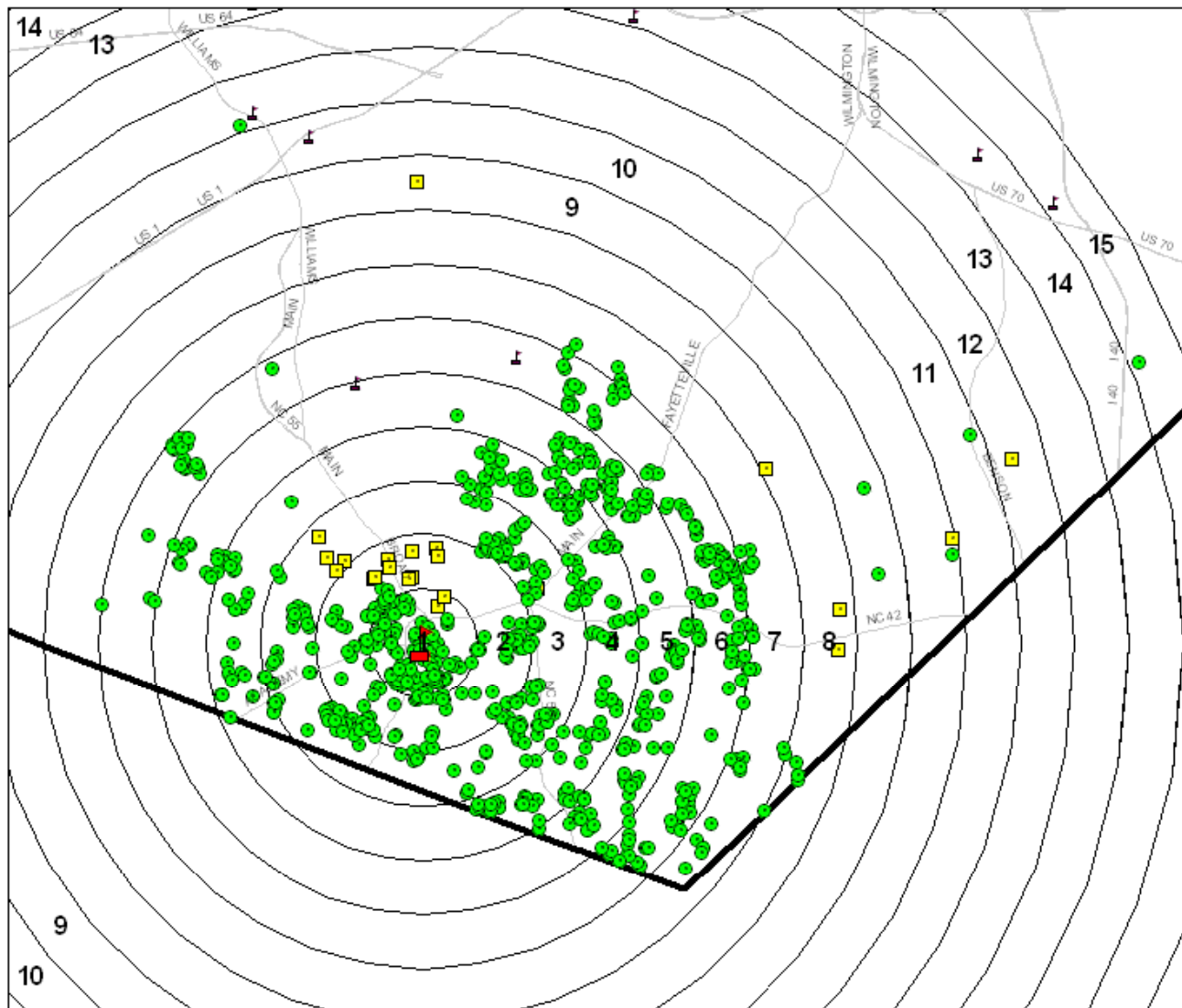
Legend

-  WCPSS Middle Schools
-  East Wake MS
-  County Line
-  Main Highways
- East Wake MS -- 946 Students
-  Distance to School (miles)
-  1 Mile -- 16
-  2 Miles -- 79
-  3 Miles -- 318
-  4 Miles -- 177
-  5 Miles -- 118
-  6 Miles -- 165
-  7 Miles -- 49
-  8 Miles -- 13
-  9 Miles -- 3
-  10 Miles -- 6
-  11 Miles -- 1
-  13 Miles -- 1
- Attendance by Assignment or Choice
-  Assignment - Base - 891
-  Assignment - Exceptional Programs - 8
-  Assignment - ESL - 25
-  Assignment - New Student - 2
-  Choice - Transfer - 18
-  Choice - Homeless - 1
-  Choice - Moved, Stay Current Yr - 1

























Prepared by DTWiford, WCPSS Growth and Planning
August 2008

Fuquay-Varina Middle School Distance to Attending School from Residence



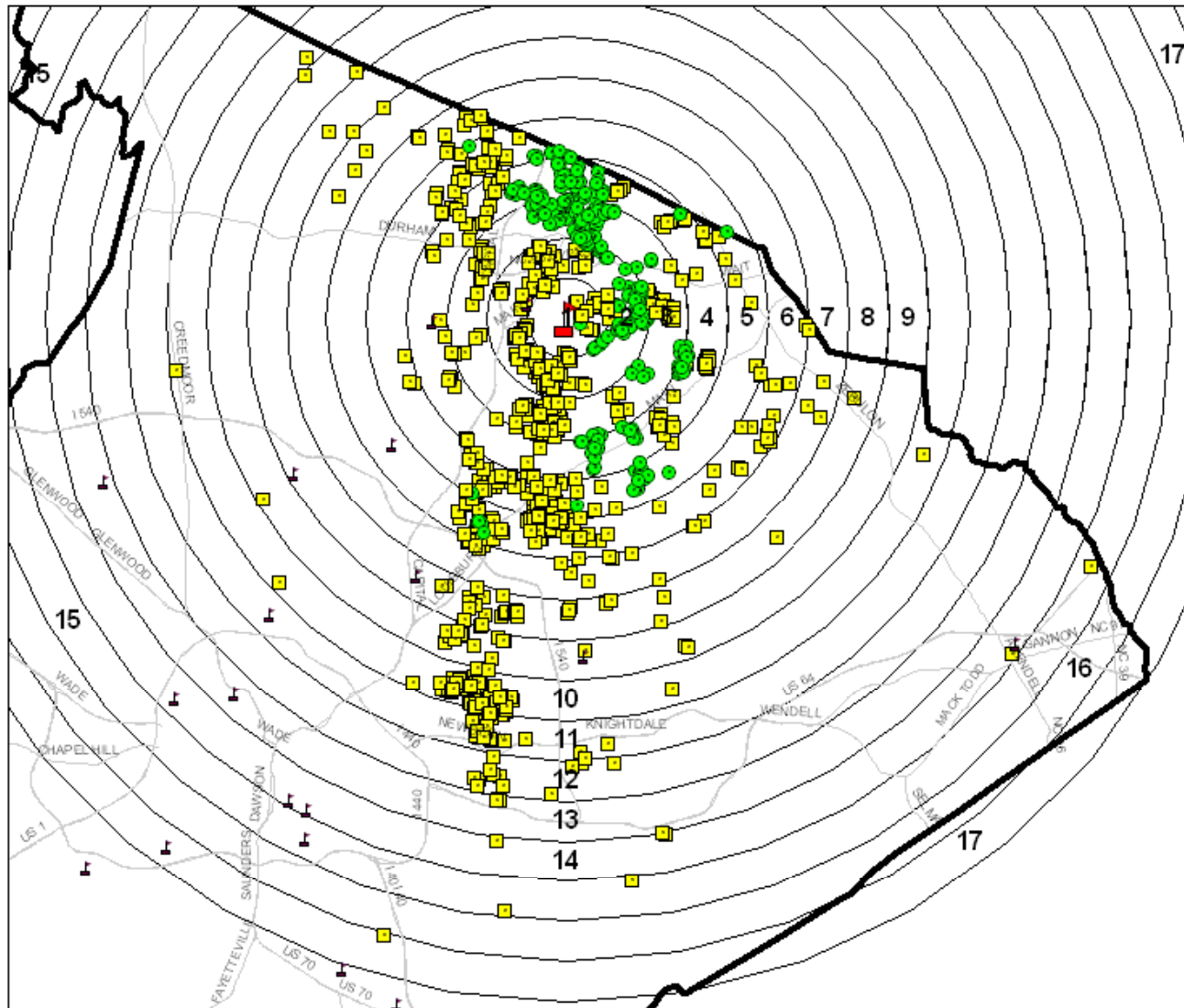
Legend

-  WCPSS Middle Schools
-  Fuquay-Varina MS
-  County Line
-  Main Highways
- Fuquay-Varina MS -- 990 Students**
- Distance to School (miles)**
-  1 Mile -- 138
-  2 Miles -- 133
-  3 Miles -- 181
-  4 Miles -- 178
-  5 Miles -- 137
-  6 Miles -- 161
-  7 Miles -- 43
-  8 Miles -- 10
-  9 Miles -- 3
-  10 Miles -- 2
-  11 Miles -- 2
-  12 Miles -- 1
-  15 Miles -- 1
- Attendance by Assignment or Choice**
-  Assignment - Base - 955
-  Assignment - Exceptional Programs - 11
-  Choice - Transfer - 19
-  Choice - Moved, Stay Current Yr - 3
-  Choice - Homeless - 2



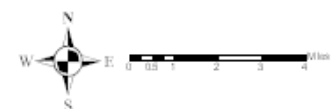
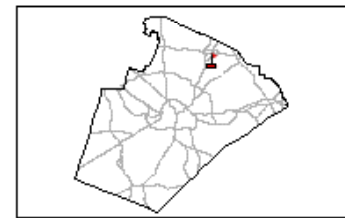
Prepared by DTwilford, WCPSS Growth and Planning
August 2008

Heritage Middle School Distance to Attending School from Residence



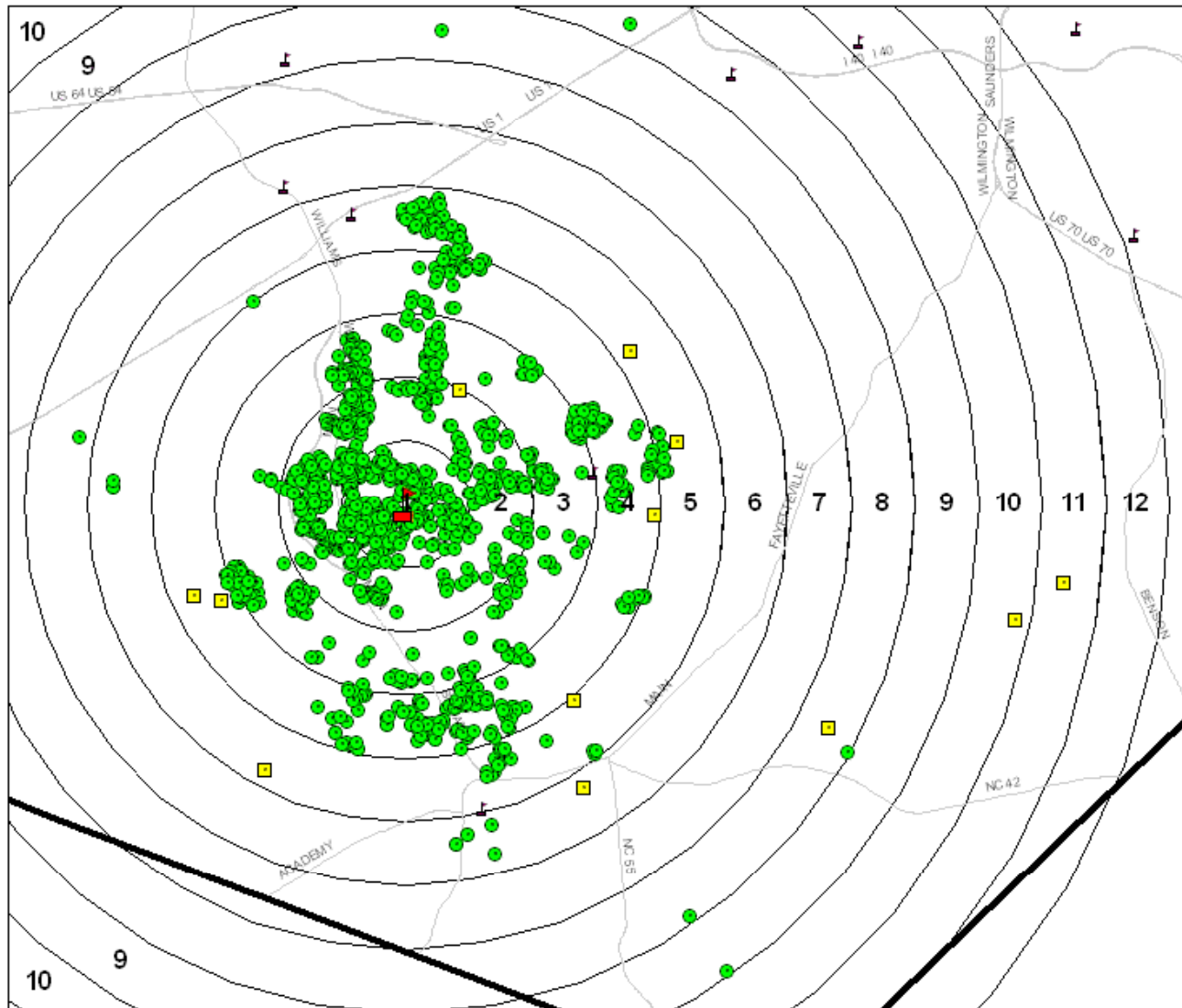
Legend

- ↓ WCPSS Middle Schools
- Heritage MS
- County Line
- Main Highways
- Heritage MS - 1,248 Students
- Distance to School (miles)
- 1 Mile -- 31
- 2 Miles -- 209
- 3 Miles -- 293
- 4 Miles -- 212
- 5 Miles -- 154
- 6 Miles -- 119
- 7 Miles -- 26
- 8 Miles -- 37
- 9 Miles -- 31
- 10 Miles -- 91
- 11 Miles -- 21
- 12 Miles -- 13
- 13 Miles -- 4
- 14 Miles -- 3
- 15 Miles -- 3
- 17 Miles -- 1
- Attendance by Assignment of Choice
- Assignment - Base - 423
- Assignment - ESL - 11
- Assignment - Exceptional Programs - 2
- Choice - Year-Round - 712
- Choice - Transfer 85
- Choice - Moved, Stay Current Yr - 9
- Choice - Magnet/YR (no bus) - 6







Prepared by DTWiford, WCPSS Growth and Planning
August 2008

Holly Ridge Middle School Distance to Attending School from Residence













Legend






-  WCPSS Middle Schools
-  Holly Ridge MS
-  County Line
-  Main Highways

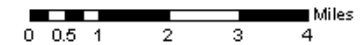
Holly Ridge MS - 1,281 Students

Distance to School (miles)

-  1 Mile -- 230
-  2 Miles -- 401
-  3 Miles -- 291
-  4 Miles -- 234
-  5 Miles -- 108
-  6 Miles -- 8
-  8 Miles -- 5
-  9 Miles -- 2
-  10 Miles -- 1
-  11 Miles -- 1

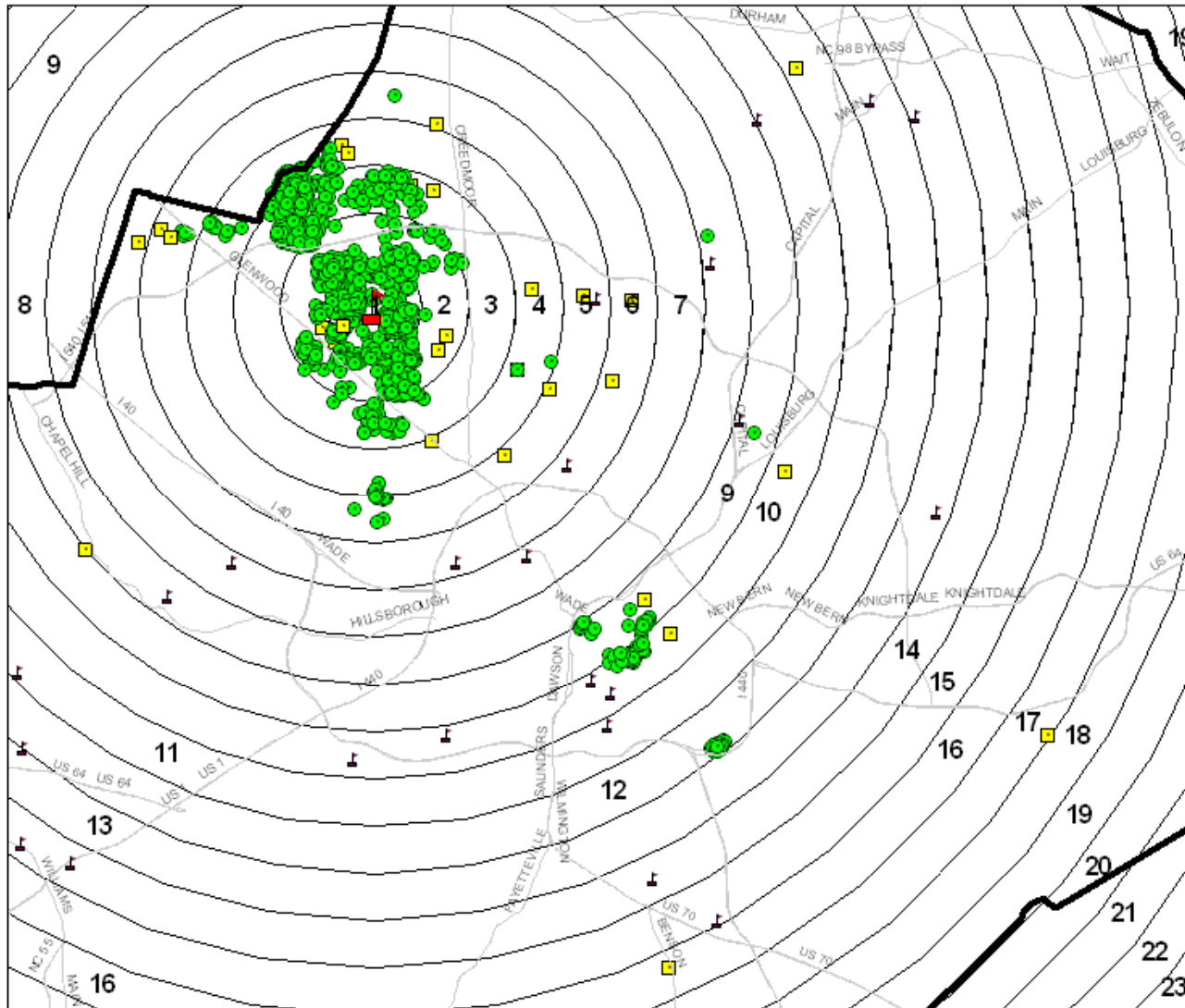
Attendance by Assignment or Choice

-  Assignment - Base - 1,258
-  Assignment - ESL - 8
-  Assignment - Exceptional Programs - 4
-  Choice - Transfer - 12
-  Choice - Moved, Stay Current Yr - 1

























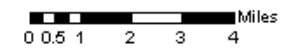
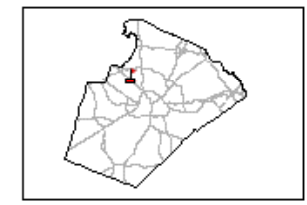
Prepared by DTWiford, WCPSS Growth and Planning
August 2008

Leesville Road Middle School Distance to Attending School from Residence



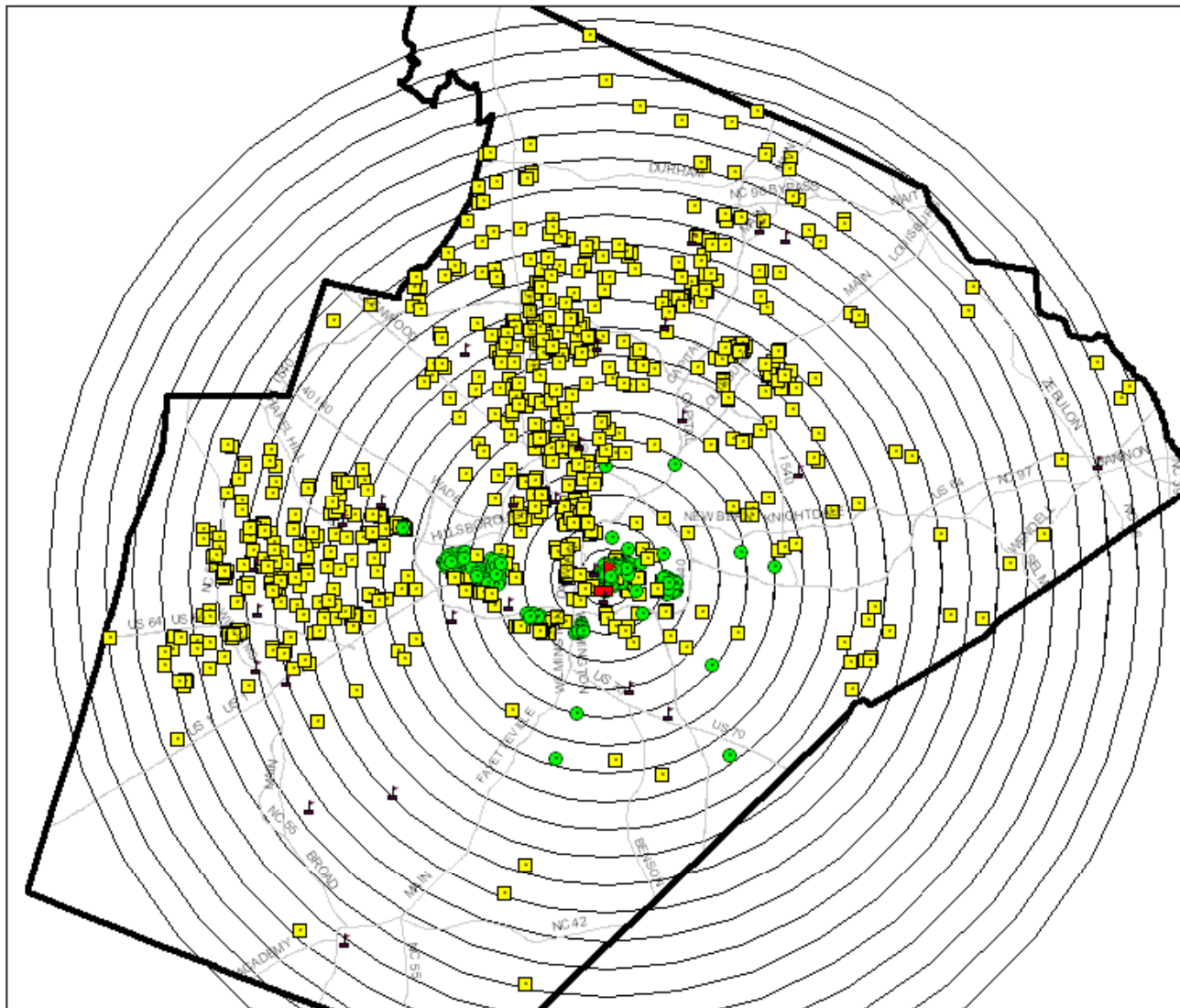
Legend

-  WCPSS Middle Schools
-  Leesville Rd MS
-  County Line
-  Main Highways
- Leesville Rd MS - 1,268 Students
- Distance to School (in Miles)
-  1 Mile - 221
-  2 Miles - 371
-  3 Miles - 356
-  4 Miles - 130
-  5 Miles - 33
-  6 Miles - 3
-  8 Miles - 2
-  9 Miles - 51
-  10 Miles - 51
-  11 Miles - 1
-  12 Miles - 47
-  16 Miles - 1
-  17 Miles - 1
- Attendance by Assignment or Choice
-  Assignment - Base - 1,232
-  Assignment - Exceptional Programs - 6
-  Choice - Transfer - 27
-  Choice - Homeless - 2
-  Choice - Moved, Stay Current Yr - 1

































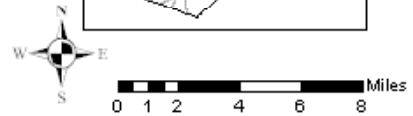
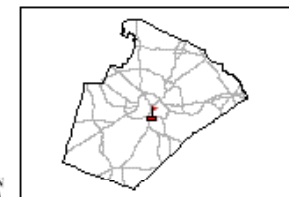
Prepared by DTWiford, WCPSS Growth and Planning
August 2008

Ligon Middle School Distance to Attending School from Residence



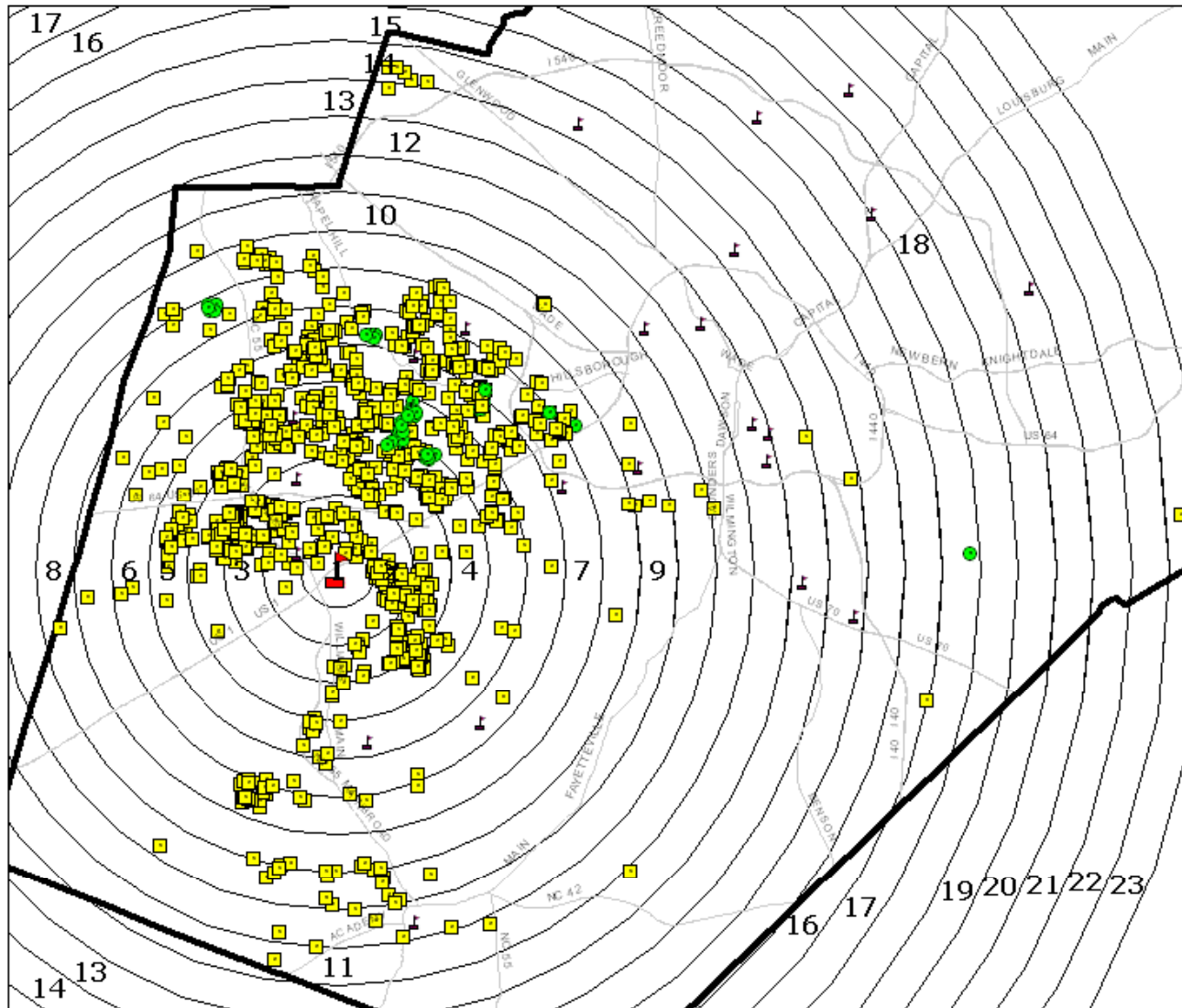
Legend

-  Wake PSS Middle Schools
-  Ligon MS
-  County Line
-  Main Highways
- Ligon Middle School - 1,087 Students**
- Distance to School (miles)**
-  1 Miles - 137
-  2 Miles - 47
-  3 Miles - 113
-  4 Miles - 88
-  5 Miles - 72
-  6 Miles - 78
-  7 Miles - 34
-  8 Miles - 45
-  9 Miles - 71
-  10 Miles - 104
-  11 Miles - 71
-  12 Miles - 75
-  13 Miles - 64
-  14 Miles - 41
-  15 Miles - 34
-  16 Miles - 21
-  17 Miles - 14
-  18 Miles - 3
-  20 Miles - 4
- Attendance by Assignment or Choice**
-  Assignment - Base - 285
-  Assignment - Exceptional Programs - 17
-  Choice - Magnet I - 725
-  Choice - Transfer - 42
-  Choice - Magnet I/YR (no bus) - 13
-  Choice - Homeless - 2
-  Choice - Moved, Stay Current Yr - 2



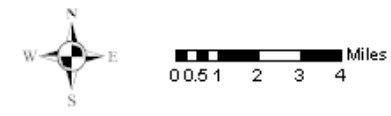
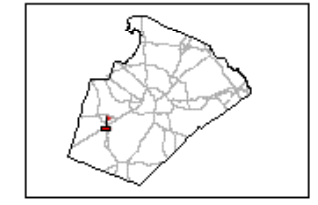
Prepared by DTWiford, WCPSS Growth and Planning
August 2008

Lufkin Road Middle School Distance to Attending School from Residence



Legend

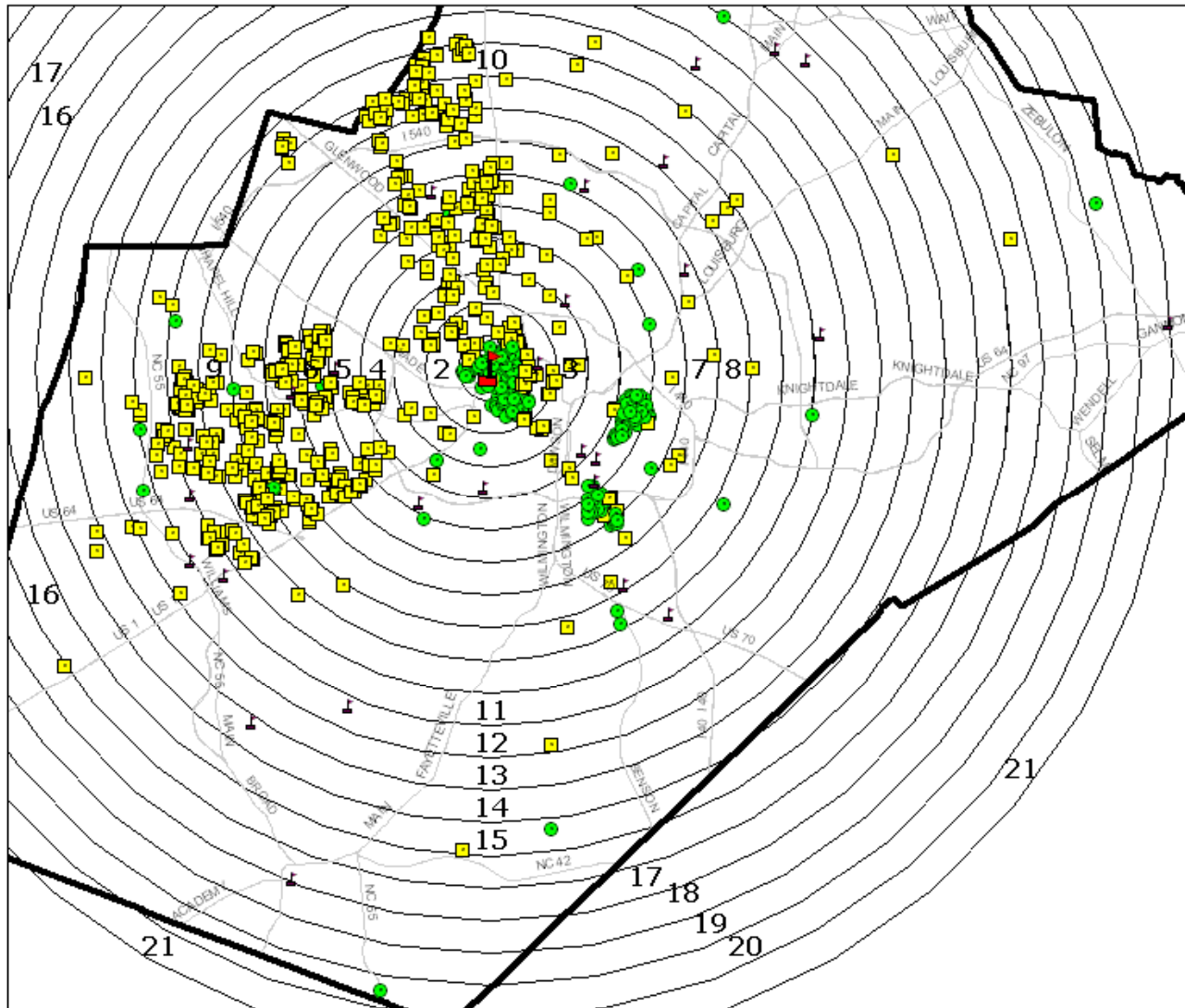
- Wake PSS Middle School
- Lufkin MS
- County Line
- Main Highways
- Lufkin Road MS - 1,066 Students**
- Distance to School (miles)
- 1 Mile - 23
- 2 Miles - 88
- 3 Miles - 162
- 4 Miles - 202
- 5 Miles - 168
- 6 Miles - 130
- 7 Miles - 143
- 8 Miles - 79
- 9 Miles - 46
- 10 Miles - 7
- 11 Miles - 5
- 12 Miles - 1
- 13 Miles - 2
- 14 Miles - 7
- 17 Miles - 2
- 23 Miles - 1
- Attendance by Assignment or Choice**
- Assignment - Base - 80
- Assignment - ESL - 11
- Assignment - Exceptional Programs - 1
- Assignment - New Student - 1
- Choice - Year-Round - 894
- Choice - Transfer - 62
- Choice - Magnet (VR (no bus)) - 17



Prepared by DTWiford, WCPSS Growth and Planning
August 2008

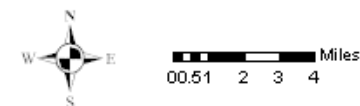
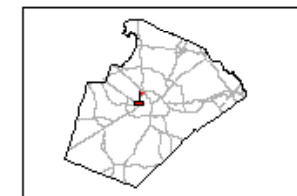


Martin Middle School Distance to Attending School from Residence

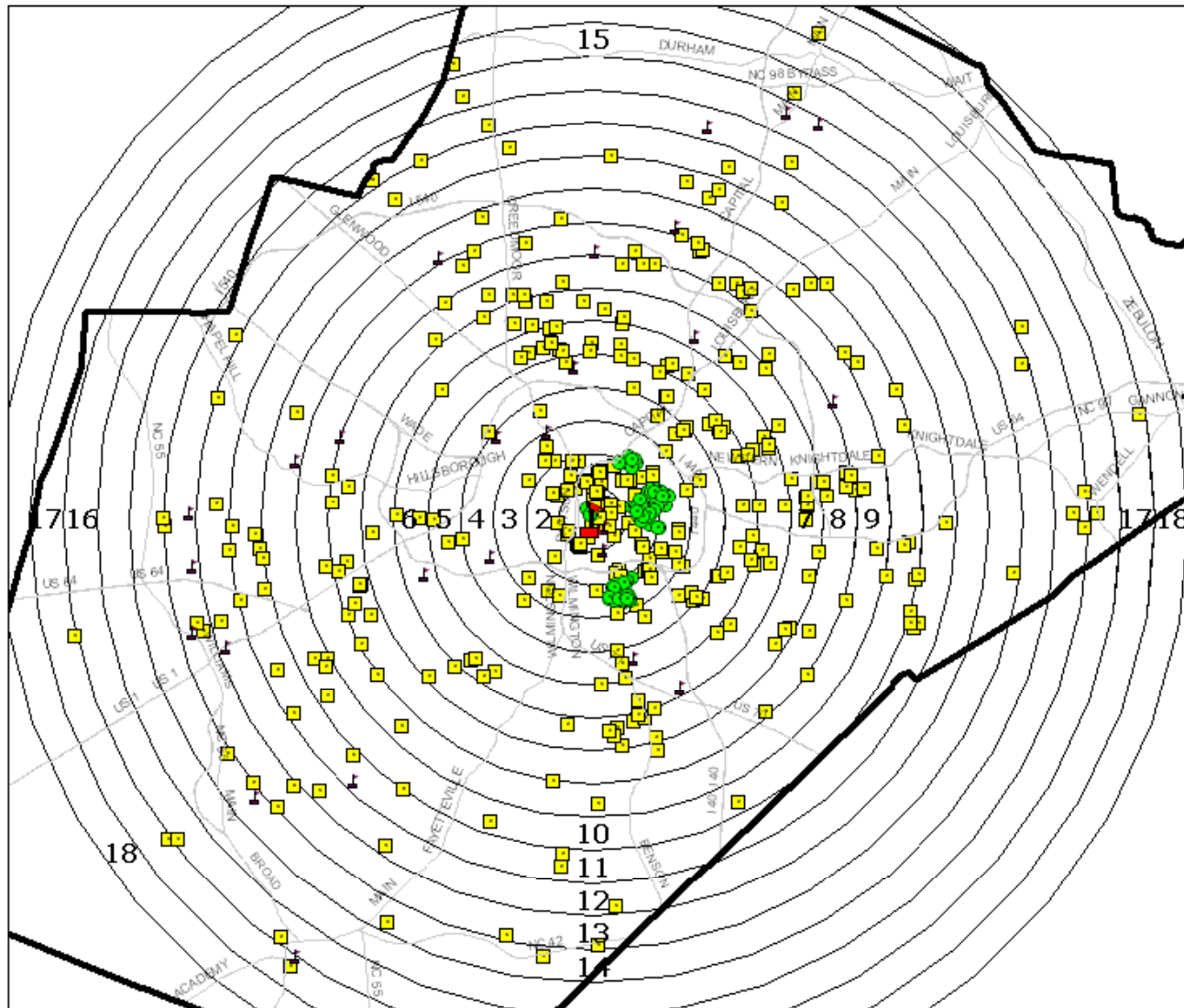


Legend

- WC PSS Middle Schools
- Martin MS
- County Line
- Main Highways
- Martin Middle School - 1,017 Students**
- Distance to School (miles)**
- 0 Miles - 118
- 1 Miles - 98
- 2 Miles - 38
- 3 Miles - 29
- 4 Miles - 161
- 5 Miles - 184
- 6 Miles - 91
- 7 Miles - 70
- 8 Miles - 97
- 9 Miles - 79
- 10 Miles - 32
- 11 Miles - 7
- 12 Miles - 2
- 13 Miles - 3
- 14 Miles - 3
- 15 Miles - 3
- 16 Miles - 3
- 17 Miles - 3
- 18 Miles - 2
- Attendance by Assignment or Choice**
- Assignment - Base - 338
- Assignment - Exceptional Programs - 27
- Choice - Magnet I - 576
- Choice - Transfer - 64
- Choice - Magnet IYR (no bus) - 12
- Choice - Homeless - 2
- Choice - Moved, Stay Current Yr - 1



Moore Square Museums Middle School Distance to Attending School from Residence



Legend

- WC PSS Middle Schools
- Moore Square Museums MS
- County Line
- Major Highways


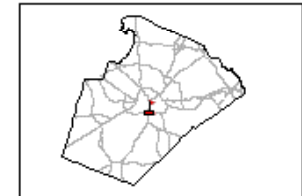
Moore Square Museums MS - 521 Students

Distance to School (miles)

1 Miles	- 38
2 Miles	- 83
3 Miles	- 126
4 Miles	- 16
5 Miles	- 25
6 Miles	- 43
7 Miles	- 38
8 Miles	- 37
9 Miles	- 22
10 Miles	- 20
11 Miles	- 22
12 Miles	- 13
13 Miles	- 16
14 Miles	- 8
15 Miles	- 5
16 Miles	- 4
17 Miles	- 5

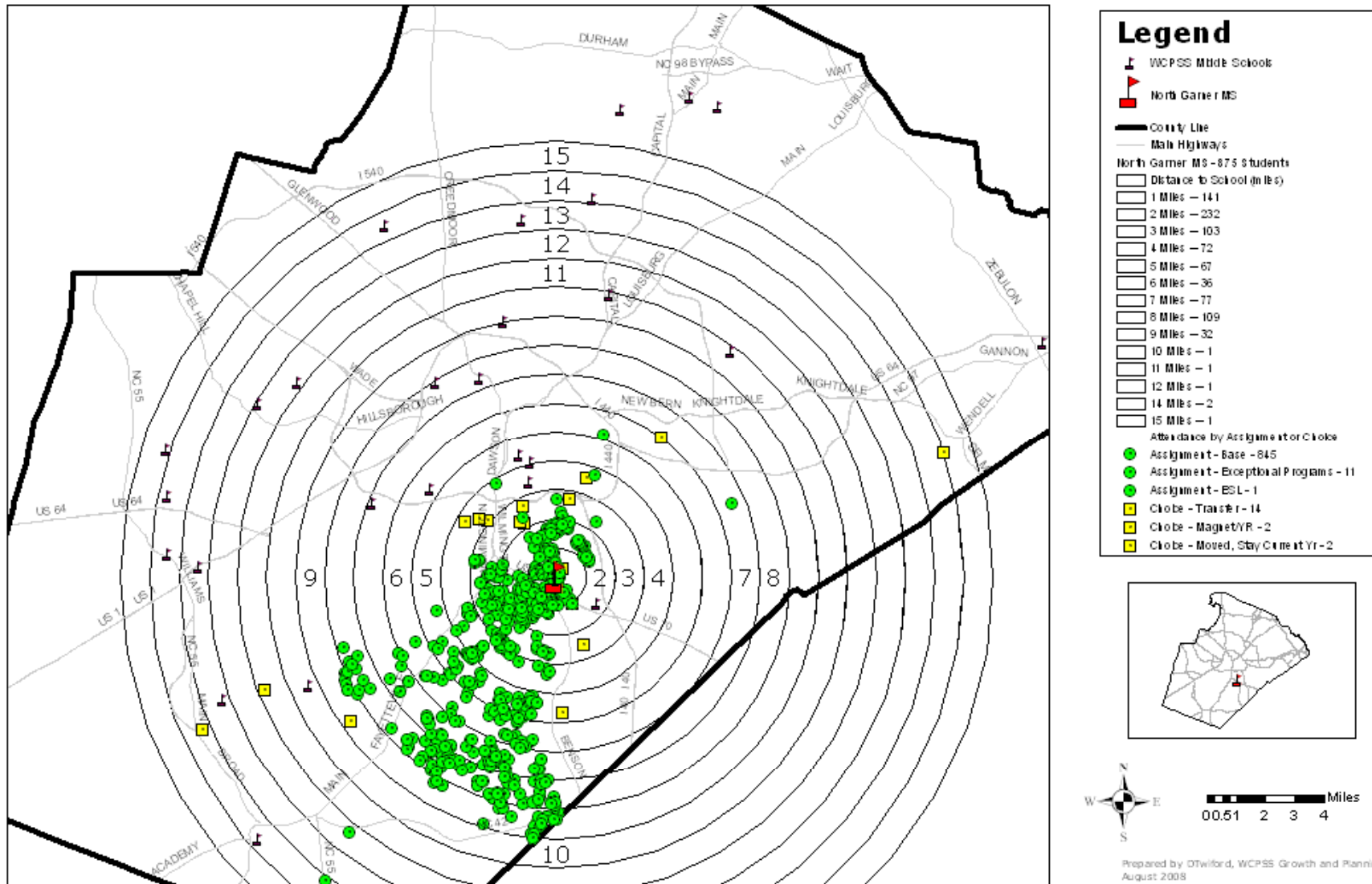
Attendance by Assignment or Choice

- Assignment - Base - 156
- Choice - Magnet - 312
- Choice - Transfer - 53

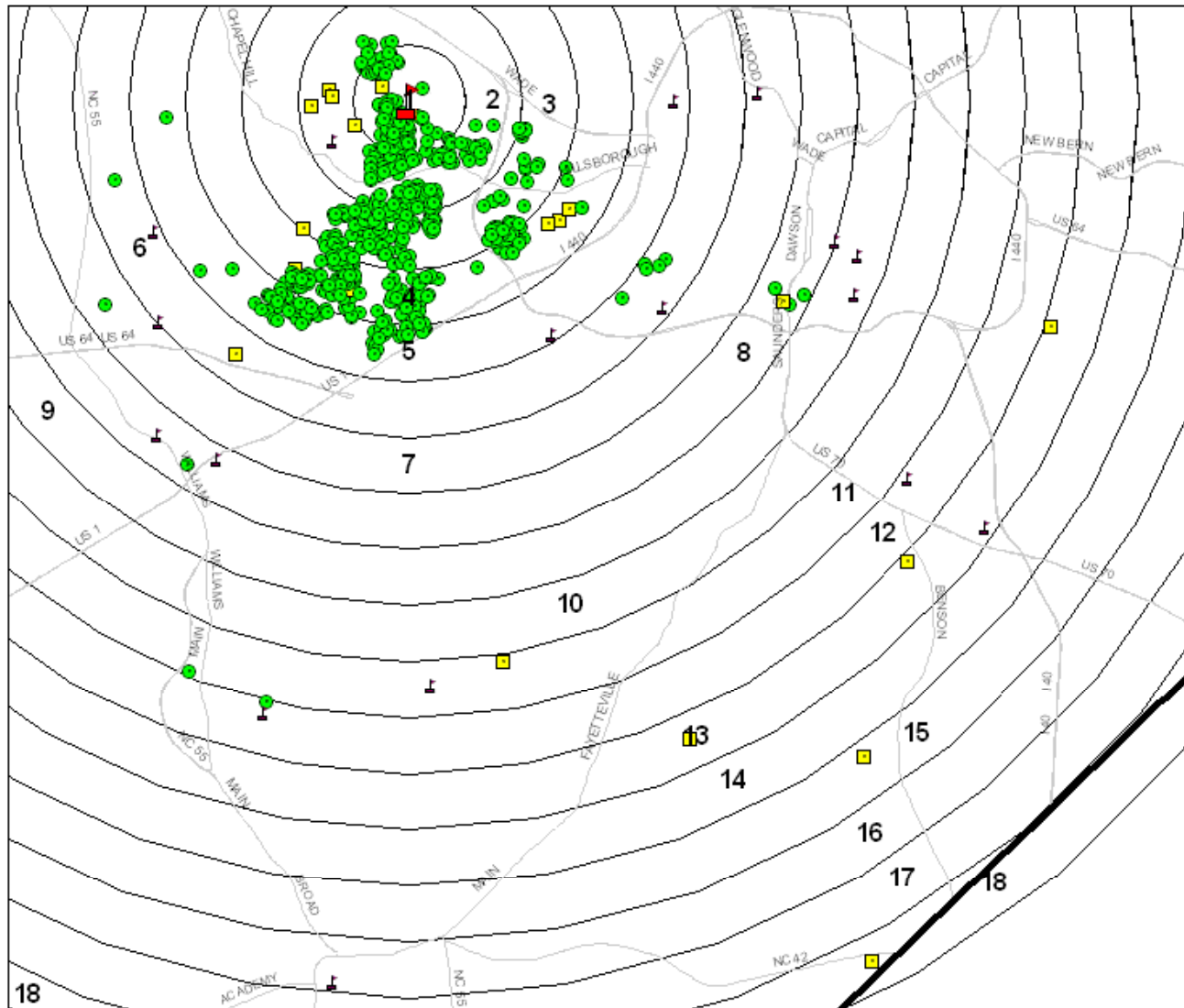


Prepared by DTWiford, WCPSS Growth and Planning
August 2008

North Garner Middle School Distance to Attending School from Residence

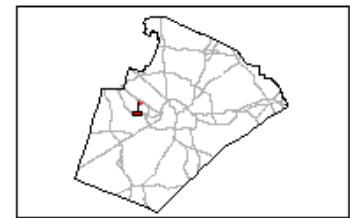


Reedy Creek Middle School Distance to Attending School from Residence



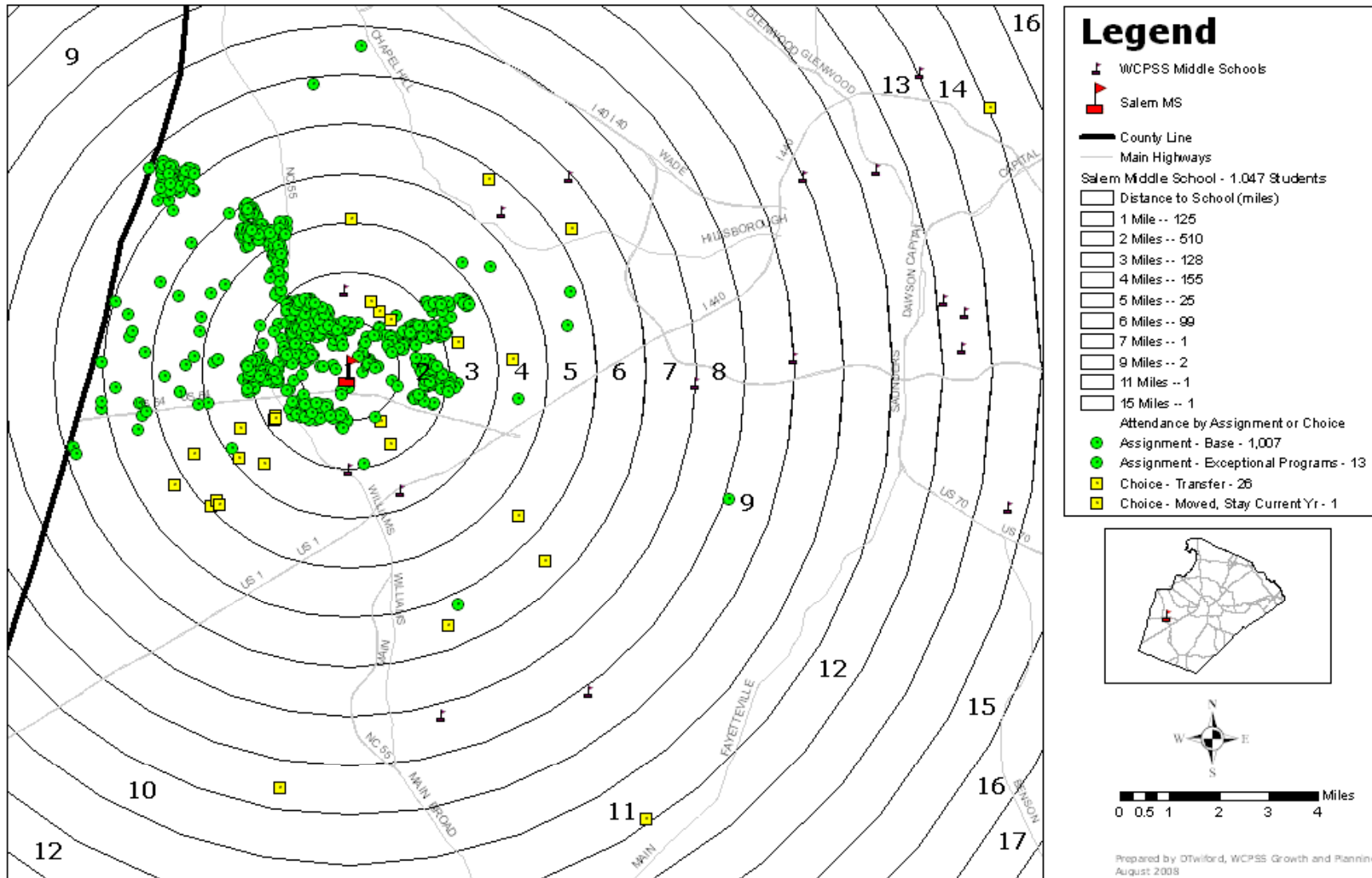
Legend

- 📍 WCPSS Middle Schools
- 🚩 Reedy Creek
- County Line
- Main Highways
- Reedy Creek MS - 803 Students
- Distance to School (miles)
- 1 Mile -- 139
- 2 Miles -- 173
- 3 Miles -- 206
- 4 Miles -- 190
- 5 Miles -- 71
- 6 Miles -- 8
- 7 Miles -- 1
- 8 Miles -- 7
- 11 Miles -- 7
- 12 Miles -- 1
- 13 Miles -- 3
- 15 Miles -- 1
- 18 Miles -- 1
- Attendance by Assignment or Choice
- Assignment - Base - 761
- Assignment - ES L - 13
- Assignment - Exceptional Programs - 10
- Choice - Transfer - 18
- Choice - Moved, Stay Current Yr - 1

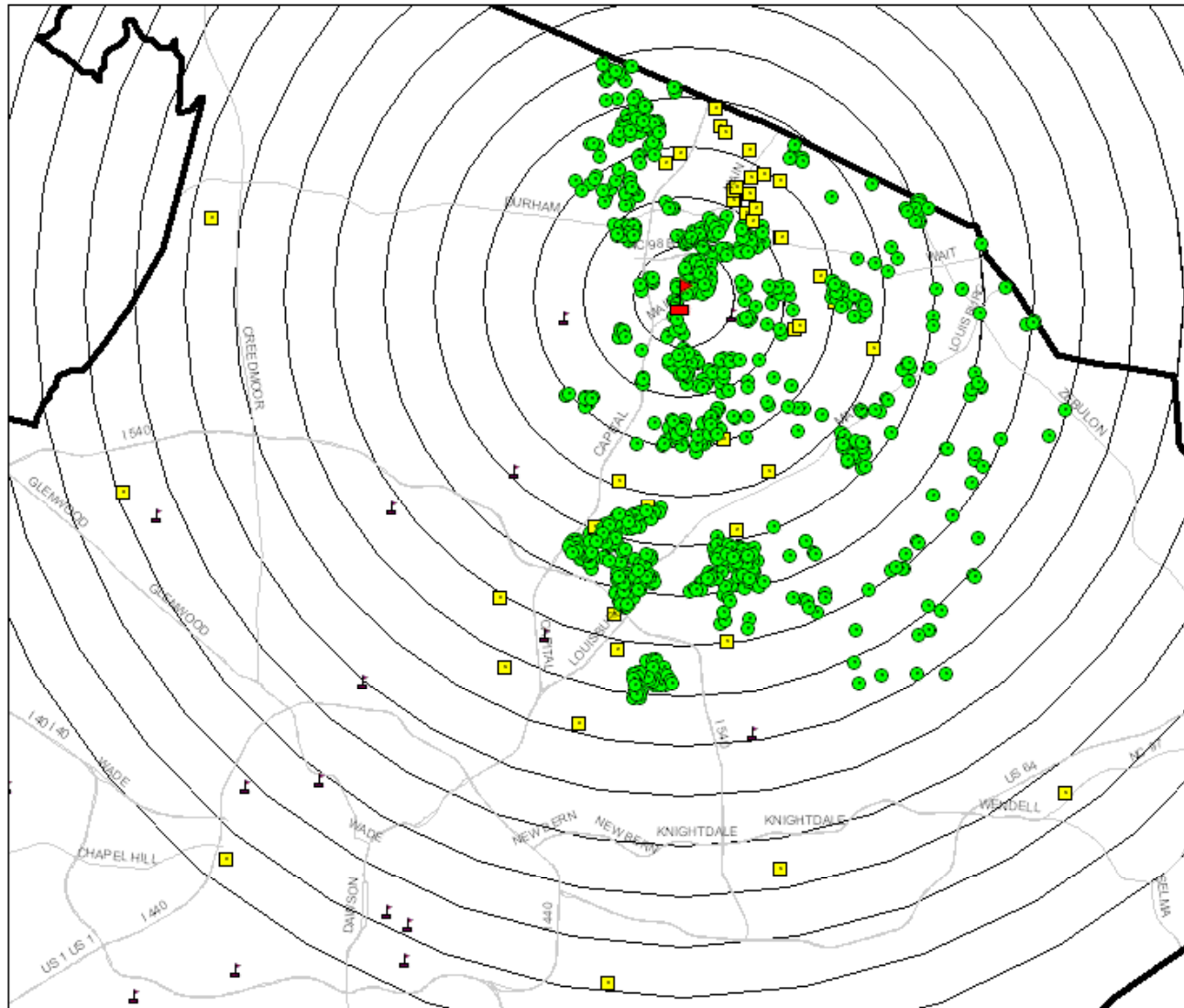


Prepared by DTWiford, WCPSS Growth and Planning
August 2008

Salem Middle School Distance to Attending School from Residence



Wake Forest-Rolesville Middle School Distance to Attending School from Residence



Legend

- WCPSS Middle Schools
- Wake Forest-Rolesville
- County Line
- Main Highways

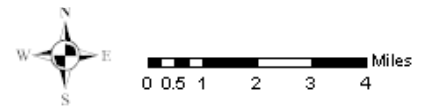
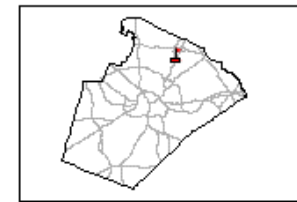
Wake Forest-Rolesville MS - 1,137 Students

Distance to School (miles)

- 1 Mile -- 79
- 2 Miles -- 201
- 3 Miles -- 133
- 4 Miles -- 120
- 5 Miles -- 171
- 6 Miles -- 284
- 7 Miles -- 61
- 8 Miles -- 54
- 9 Miles -- 24
- 10 Miles -- 2
- 12 Miles -- 4
- 13 Miles -- 1
- 14 Miles -- 1
- 15 Miles -- 2

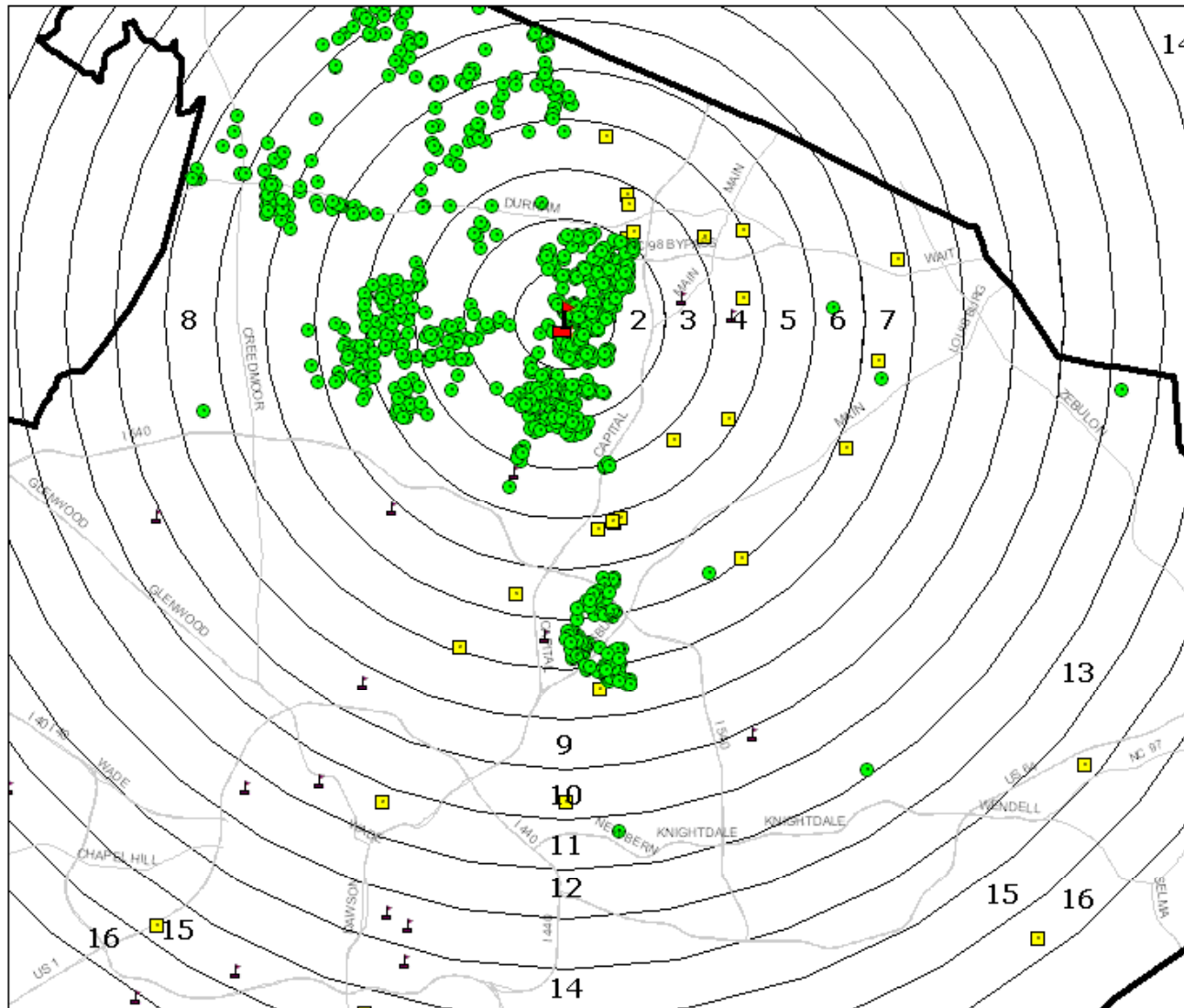
Attendance by Assignment or Choice

- Assignment - 1,088
- Choice - Transfer - 47
- Choice - Homeless - 2



Prepared by DTWiford, WCPSS Growth and Planning
August 2008

Wakefield Middle School Distance to Attending School from Residence



Legend

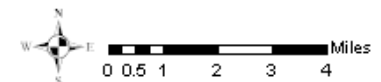
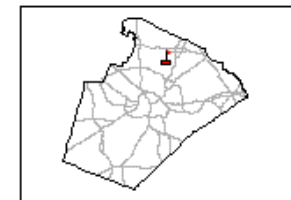
- WCPSS Middle Schools
- Wakefield MS
- County Line
- Main Highways

Wakefield MS - 1,279 Students

Distance to School (miles)	Count
1 Miles	297
2 Miles	287
3 Miles	111
4 Miles	121
5 Miles	90
6 Miles	113
7 Miles	148
8 Miles	96
10 Miles	2
11 Miles	8
12 Miles	2
14 Miles	1
15 Miles	2
16 Miles	1

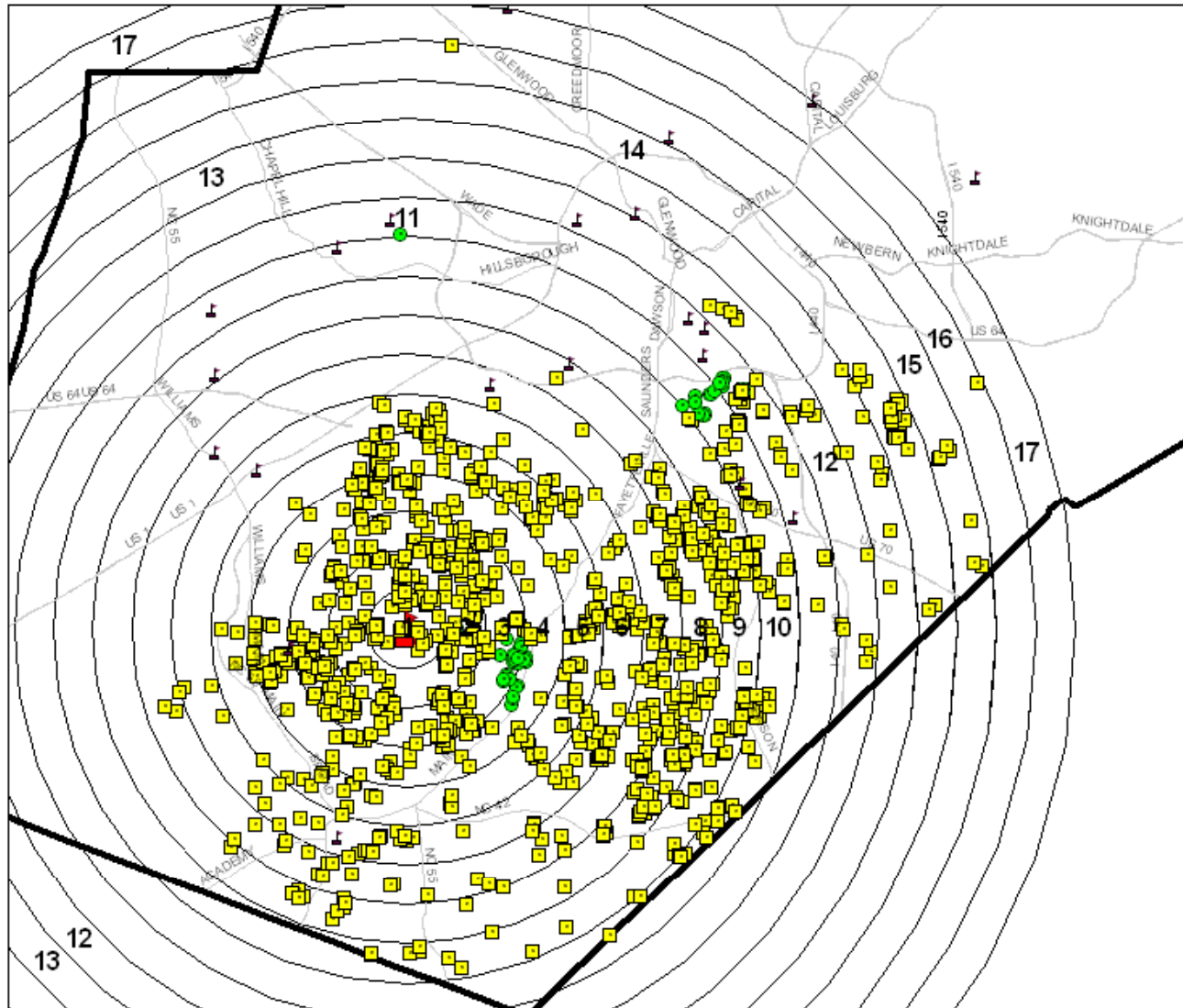
Attendance by Assignment or Choice

- Assignment - Base - 1,243
- Assignment - Exceptional Programs - 9
- Choice - Transfer - 26
- Choice - Homeless - 1



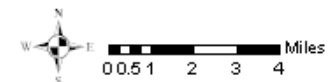
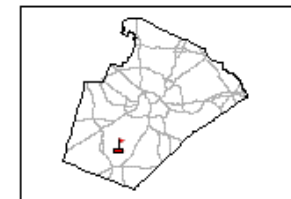
Prepared by DTWiford, WCPSS Growth and Planning
August 2008

West Lake Middle School Distance to Attending School from Residence

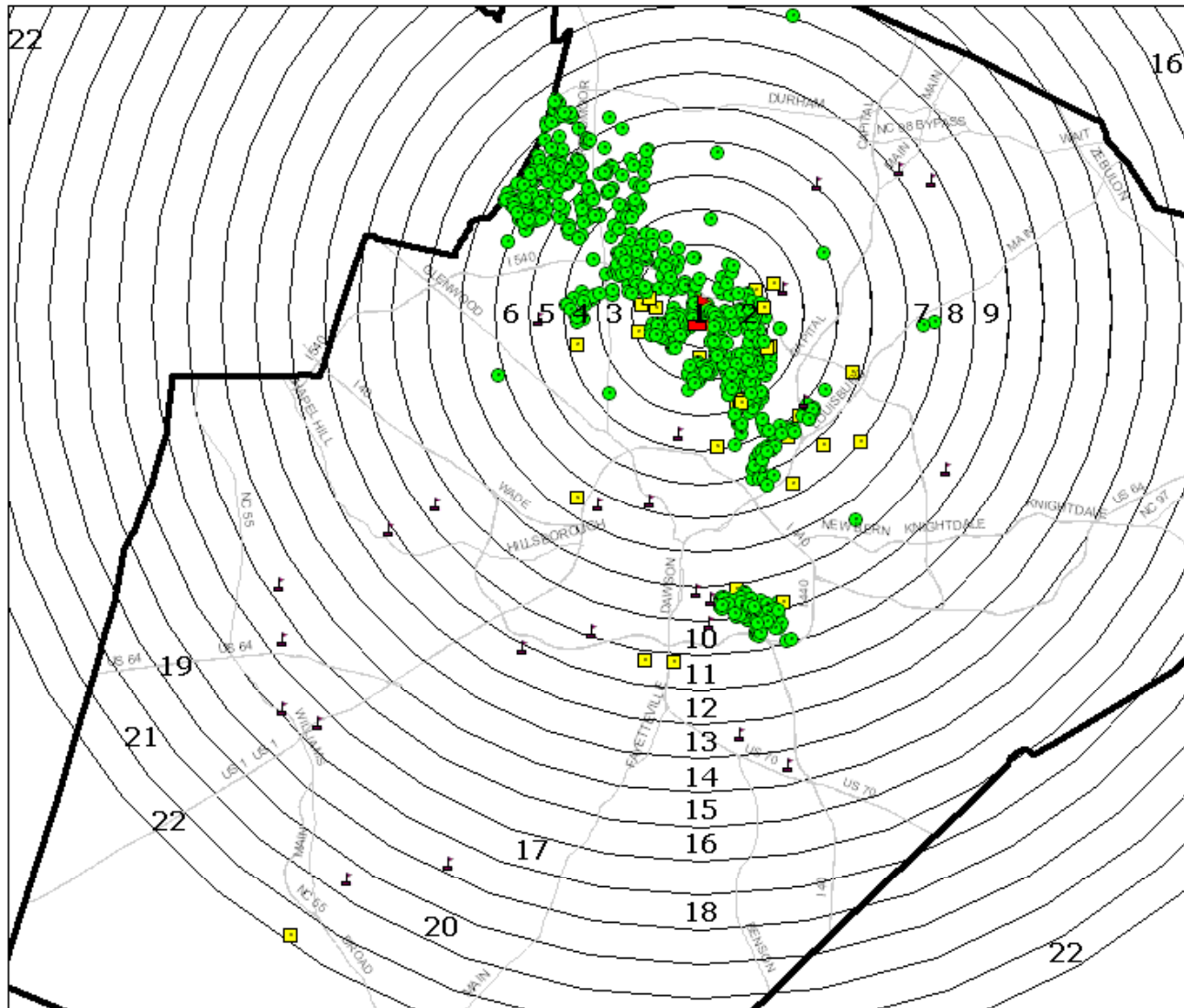


Legend

- WCPSS Middle Schools
- West Lake MS
- County Line
- Main Highways
- West Lake MS -- 1,340 Students
- Distance to School (miles)
- 1 Mile -- 47
- 2 Miles -- 113
- 3 Miles -- 232
- 4 Miles -- 140
- 5 Miles -- 132
- 6 Miles -- 123
- 7 Miles -- 80
- 8 Miles -- 137
- 9 Miles -- 108
- 10 Miles -- 110
- 11 Miles -- 53
- 12 Miles -- 20
- 13 Miles -- 8
- 14 Miles -- 28
- 15 Miles -- 8
- 16 Miles -- 1
- Attendance by Assignment or Choice
- Assignment - Base - 104
- Assignment - ESL - 9
- Assignment - Exceptional Programs - 3
- Choice - Year-Round - 1,108
- Choice - Transfer - 78
- Choice - Magnet/YR (no bus) -- 38



West Millbrook Middle School Distance to Attending School from Residence



Legend

- WCPSS Middle Schools
- West Millbrook MS
- County Line
- Main Highways

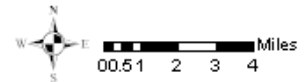
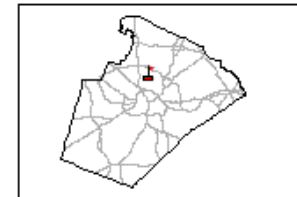
West Millbrook MS -- 1,081 Students

Distance to School (miles)

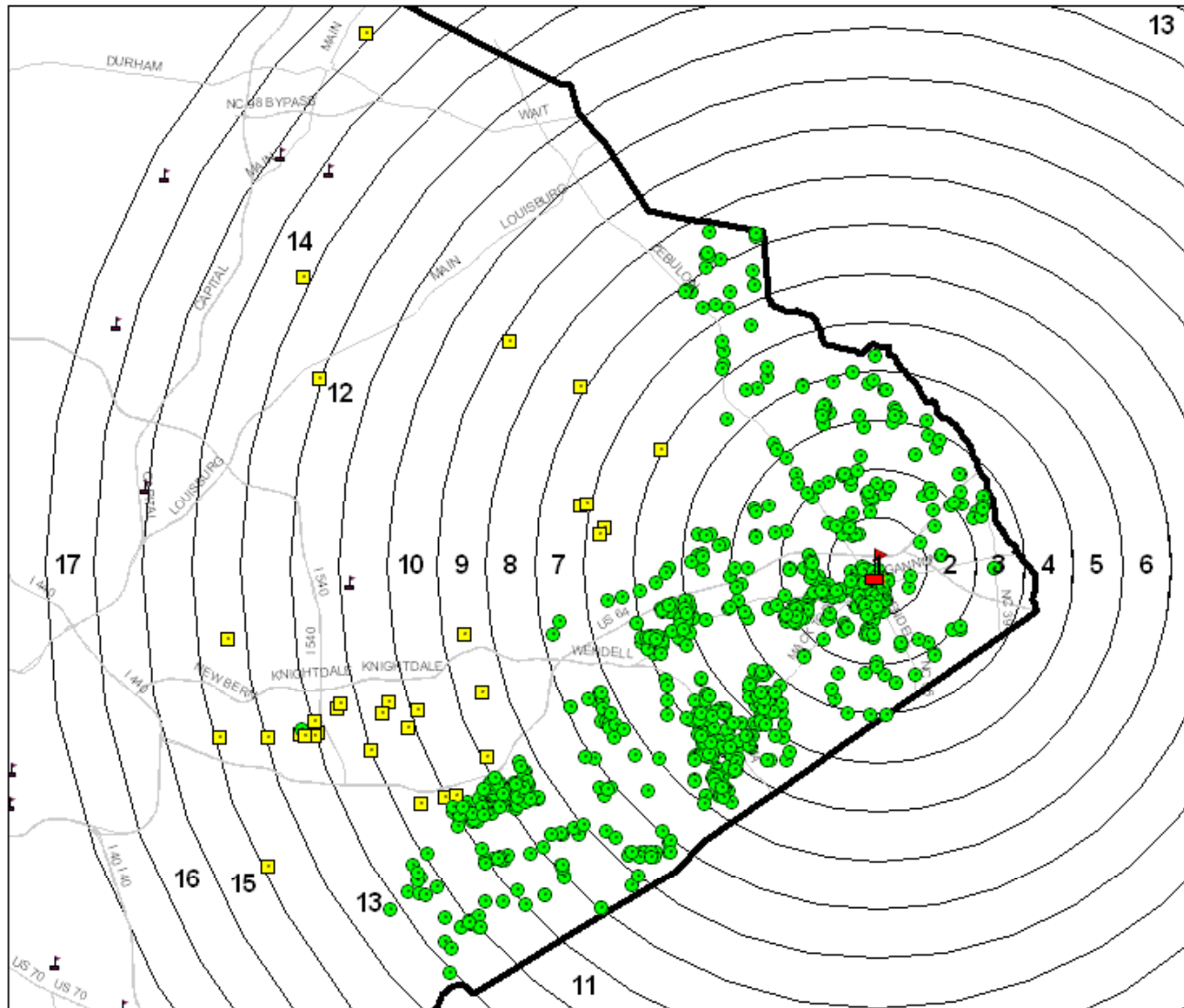
1 Miles	-- 120
2 Miles	-- 209
3 Miles	-- 152
4 Miles	-- 100
5 Miles	-- 139
6 Miles	-- 89
7 Miles	-- 63
8 Miles	-- 18
9 Miles	-- 132
10 Miles	-- 55
11 Miles	-- 3
22 Miles	-- 1

Attendance by Assignment or Choice

- Assignment - Base - 994
- Assignment - ESL - 46
- Assignment - Exceptional Programs - 5
- Assignment - New Student - 4
- Assignment - Dual Assignment - 1
- Choice - Transfer -- 22
- Choice - Homeless - 6
- Choice - Moved, Stay Current Yr - 3

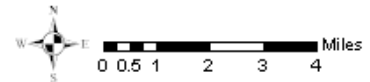


Zebulon Middle School Distance to Attending School from Residence



Legend

- WCPSS Middle Schools
- Zebulon MS
- County Line
- Main Highways
- Zebulon MS - 1,008 Students
- Distance to School (miles)
- 1 Mile -- 94
- 2 Miles -- 152
- 3 Miles -- 87
- 4 Miles -- 111
- 5 Miles -- 172
- 6 Miles -- 100
- 7 Miles -- 43
- 8 Miles -- 38
- 9 Miles -- 91
- 10 Miles -- 71
- 11 Miles -- 17
- 12 Miles -- 20
- 13 Miles -- 8
- 14 Miles -- 4
- 16 Miles -- 1
- Attendance by Assignment or Choice
- Assignment - Base - 975
- Assignment - Exceptional Programs - 1
- Choice - Transfer - 17
- Choice - Magnet - 14
- Choice - Magnet/YR (no bus) 1
- Choice - Moved, Stay Current Yr - 1



Prepared by DTWiford, WCPSS Growth and Planning
August 2008

**Middle Schools 2006-07
Student Assignment by Indicator Coding**

Apex Middle School	Total Students	By Assignment		By Choice
		0 - Base Assignment	L-Language (ESL)	T -Transfer Student
1 Mile Radius Ring (0.00-1.00 miles)	11	3	1	7
2 Mile Radius Ring (1.01-2.00 miles)	293	271	1	21
3 Mile Radius Ring (2.01-3.00 miles)	499	497		2
4 Mile Radius Ring (3.01-4.00 miles)	193	193		
5 Mile Radius Ring (4.01-5.00 miles)	50	49		1
6 Mile Radius Ring(5.01-6.00 miles)	19	16		3
7 Mile Radius Ring (6.01-7.00 miles)	8	8		
8 Mile Radius Ring (7.01-8.00 miles)	20	19		1
9 Mile Radius Ring (8.01-9.00 miles)	5	2		3
10 Mile Radius Ring (9.01-10.00 miles)	10	8		2
11 Mile Radius Ring (10.01-11.00 miles)	44	42		2
12 Mile Radius Ring (11.01-12.00 miles)	1			1
14 Mile Radius Ring (13.01-14.00 miles)	1			1
15 Mile Radius Ring (14.01-15.00 miles)	1			1
Total	1,155	1,108	2	45
		95.9%	0.2%	3.9%

By Assignment	1,110	96.1%
By Choice	45	3.9%
Within 5-Mile Assignment	1,015	91.4%

**Middle Schools 2006-07
Student Assignment by Indicator Coding**

Carnage Middle School	Total Students	By Assignment		By Choice				
		0 - Base Assignment	E- Special Programs	B - Magnet/Year-Round w/out Trans-portionation	M - Magnet	H-Home-less	T -Transfer Student	U-Moved, Stay for Current Year
1 Mile Radius Ring (0.00-1.00 miles)	53	43			2		8	
2 Mile Radius Ring (1.01-2.00 miles)	11				7		4	
3 Mile Radius Ring (2.01-3.00 miles)	17	3			10	1	3	
4 Mile Radius Ring (3.01-4.00 miles)	72	61			6		5	
5 Mile Radius Ring (4.01-5.00 miles)	333	317			9		6	1
6 Mile Radius Ring(5.01-6.00 miles)	269	239			27		3	
7 Mile Radius Ring (6.01-7.00 miles)	169	137			28		4	
8 Mile Radius Ring (7.01-8.00 miles)	61	8			47		6	
9 Mile Radius Ring (8.01-9.00 miles)	36				27		9	
10 Mile Radius Ring (9.01-10.00 miles)	22			1	19		1	1
11 Mile Radius Ring (10.01-11.00 miles)	24		1		21		2	
12 Mile Radius Ring (11.01-12.00 miles)	16				13		2	1
13 Mile Radius Ring (12.01-13.00 miles)	18				17		1	
14 Mile Radius Ring(13.01-14.00 miles)	11			4	6		1	
15 Mile Radius Ring (14.01-15.00 miles)	8				7		1	
16 Mile Radius Ring (15.01-16.00 miles)	5				5			
17 Mile Radius Ring (16.01-17.00 miles)	9				9			
TOTAL	1,134	808	1	5	260	1	56	3
		71.3%	0.1%	0.4%	22.9%	0.1%	4.9%	0.3%

By Assignment	809	71.3%
By Choice	325	28.7%
Within 5-Mile Assignment	424	52.4%

**Middle Schools 2006-07
Student Assignment by Indicator Coding**

Carroll Middle School	Total Students	By Assignment			By Choice	
		0 - Base Assignment	E- Special Programs	L - Language (ESL)	T -Transfer Student	U-Moved, Stay for Current Year
1 Mile Radius Ring (0.00-1.00 miles)	69	68			1	
2 Mile Radius Ring (1.01-2.00 miles)	233	231			2	
3 Mile Radius Ring (2.01-3.00 miles)	143	141	1		1	
4 Mile Radius Ring (3.01-4.00 miles)	129	124	2		3	
5 Mile Radius Ring (4.01-5.00 miles)	44	34	4	4	2	
6 Mile Radius Ring(5.01-6.00 miles)	19	12	2	2	2	1
7 Mile Radius Ring (6.01-7.00 miles)	6	4	1		1	
8 Mile Radius Ring (7.01-8.00 miles)	4		1		3	
10 Mile Radius Ring (9.01-10.00 miles)	2	1			1	
11 Mile Radius Ring (10.01-11.00 miles)	5	3	2			
14 Mile Radius Ring(13.01-14.00 miles)	1		1			
15 Mile Radius Ring (14.01-15.00 miles)	1		1			
19 Mile Radius Ring (18.01-19.00 miles)	1				1	
20Mile Radius Ring (19.01-20.00 miles)	1				1	
22 Mile Radius Ring (21.01-22.00 miles)	1		1			
TOTAL	659	618	16	6	18	1
		93.8%	2.4%	0.9%	2.7%	0.2%

By Assignment	640	97.1%
By Choice	19	2.9%
Within 5-Mile Assignment	605	94.5%

Middle Schools 2006-07
Student Assignment by Indicator Coding

Centennial Middle School	Total Students	By Assignment	By Choice		
		0 - Base Assignment	H - Homeless	M - Magnet w/ Transportation	T -Transfer Student
1 Mile Radius Ring (0.00-1.00 miles)	27	23		4	
2 Mile Radius Ring (1.01-2.00 miles)	22	6		14	2
3 Mile Radius Ring (2.01-3.00 miles)	41	23		13	5
4 Mile Radius Ring (3.01-4.00 miles)	30	4	1	22	3
5 Mile Radius Ring (4.01-5.00 miles)	122	81	1	35	5
6 Mile Radius Ring(5.01-6.00 miles)	39			36	3
7 Mile Radius Ring (6.01-7.00 miles)	49			46	3
8 Mile Radius Ring (7.01-8.00 miles)	54			51	3
9 Mile Radius Ring (8.01-9.00 miles)	44			40	4
10 Mile Radius Ring (9.01-10.00 miles)	51			44	7
11 Mile Radius Ring (10.01-11.00 miles)	35			34	1
12 Mile Radius Ring (11.01-12.00 miles)	22			21	1
13 Mile Radius Ring (12.01-13.00 miles)	24			22	2
14 Mile Radius Ring(13.01-14.00 miles)	10			10	
15 Mile Radius Ring (14.01-15.00 miles)	5			4	1
16 Mile Radius Ring (15.01-16.00 miles)	2			2	
17 Mile Radius Ring (16.01-17.00 miles)	2			2	
18 Mile Radius Ring (17.01-18.00 miles)	3			3	
19 Mile Radius Ring (18.01-19.00 miles)	5			5	
20Mile Radius Ring (19.01-20.00 miles)	2			2	
21 Mile Radius Ring (20.01-21.00 miles)	1				1
22 Mile Radius Ring (21.01-22.00 miles)	2			2	
24 Mile Radius Ring (23.01-24.00 miles)	2			2	
TOTAL	594	137	2	414	41
		23.1%	0.3%	69.7%	6.9%

By Assignment	137	23.1%
By Choice	457	76.9%
Within 5-Mile Assignment	137	100.0%

**Middle Schools 2006-07
Student Assignment by Indicator Coding**

Daniels Middle School	Total Students	By Assignment				By Choice			
		0 - Base Assignment	E- Special Programs	L - Language (ESL)	N - New Student	B - Magnet/Year-Round w/out Transportation	H-Homeless	M - Magnet	T -Transfer Student
1 Mile Radius Ring (0.00-1.00 miles)	93	92						1	
2 Mile Radius Ring (1.01-2.00 miles)	218	206		5	2			4	1
3 Mile Radius Ring (2.01-3.00 miles)	236	230				2		2	2
4 Mile Radius Ring (3.01-4.00 miles)	229	205	3	5				11	5
5 Mile Radius Ring (4.01-5.00 miles)	86	70	1	3			1	9	2
6 Mile Radius Ring(5.01-6.00 miles)	8		1	1	2			1	3
7 Mile Radius Ring (6.01-7.00 miles)	8		1	1				4	2
8 Mile Radius Ring (7.01-8.00 miles)	31		1	1				23	6
9 Mile Radius Ring (8.01-9.00 miles)	13						1	9	3
10 Mile Radius Ring (9.01-10.00 miles)	31	13	1	1				10	6
11 Mile Radius Ring (10.01-11.00 miles)	48	21						25	2
12 Mile Radius Ring (11.01-12.00 miles)	8							8	
13 Mile Radius Ring (12.01-13.00 miles)	1					1			
14 Mile Radius Ring(13.01-14.00 miles)	3							3	
15 Mile Radius Ring (14.01-15.00 miles)	2							2	
17 Mile Radius Ring (16.01-17.00 miles)	1								1
TOTAL	1,016	837	8	17	4	3	2	112	33
		82.4%	0.8%	1.7%	0.4%	0.3%	0.2%	11.0%	3.2%

By Assignment	866	85.2%
By Choice	150	14.8%
Within 5-Mile Assignment	822	94.9%

**Middle Schools 2006-07
Student Assignment by Indicator Coding**

Davis Drive Middle School	Total Students	By Assignment				By Choice		
		0 - Base Assignment	E- Special Programs	L - Language (ESL)	N - New Student	H-Homeless	T -Transfer Student	U - Moved, Stay for Current Year
1 Mile Radius Ring (0.00-1.00 miles)	564	561					2	1
2 Mile Radius Ring (1.01-2.00 miles)	286	281		1	1		3	
3 Mile Radius Ring (2.01-3.00 miles)	93	86	2				5	
4 Mile Radius Ring (3.01-4.00 miles)	6		1				4	1
5 Mile Radius Ring (4.01-5.00 miles)	4		3				1	
6 Mile Radius Ring(5.01-6.00 miles)	4						4	
8 Mile Radius Ring (7.01-8.00 miles)	4	4						
9 Mile Radius Ring (8.01-9.00 miles)	59	58					1	
10 Mile Radius Ring (9.01-10.00 miles)	64	64						
12 Mile Radius Ring (11.01-12.00 miles)	1						1	
15 Mile Radius Ring (14.01-15.00 miles)	3					1	2	
19 Mile Radius Ring (18.01-19.00 miles)	1						1	
TOTAL	1,089	1,054	6	1	1	1	24	2
		96.8%	0.6%	0.1%	0.1%	0.1%	2.2%	0.2%

By Assignment	1,062	97.5%
By Choice	27	2.5%
Within 5-Mile Assignment	936	88.1%

**Middle Schools 2006-07
Student Assignment by Indicator Coding**

Dillard Drive Middle School	Total Students	By Assignment		By Choice		
		0 - Base Assignment	E - Special Programs	H-Homeless	T -Transfer Student	U - Moved, Stay for Current Year
1 Mile Radius Ring (0.00-1.00 miles)	54	54				
2 Mile Radius Ring (1.01-2.00 miles)	236	235				1
3 Mile Radius Ring (2.01-3.00 miles)	216	214			2	
4 Mile Radius Ring (3.01-4.00 miles)	109	105			2	2
5 Mile Radius Ring (4.01-5.00 miles)	163	160	1		2	
6 Mile Radius Ring(5.01-6.00 miles)	113	111			2	
7 Mile Radius Ring (6.01-7.00 miles)	29	25			4	
8 Mile Radius Ring (7.01-8.00 miles)	27	26			1	
9 Mile Radius Ring (8.01-9.00 miles)	54	54				
10 Mile Radius Ring (9.01-10.00 miles)	3				3	
11 Mile Radius Ring (10.01-11.00 miles)	1			1		
12 Mile Radius Ring (11.01-12.00 miles)	1				1	
13 Mile Radius Ring (12.01-13.00 miles)	2				2	
14 Mile Radius Ring(13.01-14.00 miles)	1		1			
15 Mile Radius Ring (14.01-15.00 miles)	1		1			
17 Mile Radius Ring (16.01-17.00 miles)	1		1			
TOTAL	1,011	984	4	1	19	3
		97.3%	0.4%	0.1%	1.9%	0.3%

By Assignment	988	97.7%
By Choice	23	2.3%
Within 5-Mile Assignment	769	77.8%

**Middle Schools 2006-07
Student Assignment by Indicator Coding**

Durant Road Middle School	Total Students	By Assignment				By Choice			
		0 - Base Assignment	E - Special Programs	L - Language (ESL)	N - New Student	B - Magnet/Year-Round w/out Transportation	H-Homeless	T -Transfer Student	Y - Year-Round w/ Transportation
1 Mile Radius Ring (0.00-1.00 miles)	172							11	161
2 Mile Radius Ring (1.01-2.00 miles)	98					1		5	92
3 Mile Radius Ring (2.01-3.00 miles)	101	20				7		17	57
4 Mile Radius Ring (3.01-4.00 miles)	156	24		1				17	114
5 Mile Radius Ring (4.01-5.00 miles)	166	5		3		3		13	142
6 Mile Radius Ring(5.01-6.00 miles)	101	10	1			6	1	1	82
7 Mile Radius Ring (6.01-7.00 miles)	218	131			1			9	77
8 Mile Radius Ring (7.01-8.00 miles)	55	10				3		10	32
9 Mile Radius Ring (8.01-9.00 miles)	35			4	1				30
10 Mile Radius Ring (9.01-10.00 miles)	13		1			2		1	9
11 Mile Radius Ring (10.01-11.00 miles)	2								2
12 Mile Radius Ring (11.01-12.00 miles)	3							3	
14 Mile Radius Ring(13.01-14.00 miles)	1							1	
15 Mile Radius Ring (14.01-15.00 miles)	3					1		1	1
16 Mile Radius Ring (15.01-16.00 miles)	1							1	
17 Mile Radius Ring (16.01-17.00 miles)	1					1			
20Mile Radius Ring (19.01-20.00 miles)	2					2			
TOTAL	1,128	200	2	8	2	26	1	90	799
		17.7%	0.2%	0.7%	0.2%	2.3%	0.1%	8.0%	70.8%

By Assignment	212	18.8%
By Choice	916	81.2%
Within 5-Mile Assignment	53	25.0%

**Middle Schools 2006-07
Student Assignment by Indicator Coding**

East Garner Middle School	Total Students	By Assignment		By Choice	
		O - Base Assignment	E - Special Programs	H - Homeless	T - Transfer Student
1 Mile Radius Ring (0.00-1.00 miles)	18	18			
2 Mile Radius Ring (1.01-2.00 miles)	150	149	1		
3 Mile Radius Ring (2.01-3.00 miles)	329	327			2
4 Mile Radius Ring (3.01-4.00 miles)	352	347	1	1	3
5 Mile Radius Ring (4.01-5.00 miles)	83	81			2
6 Mile Radius Ring(5.01-6.00 miles)	25	24			1
7 Mile Radius Ring (6.01-7.00 miles)	17	15	1		1
8 Mile Radius Ring (7.01-8.00 miles)	11	10			1
9 Mile Radius Ring (8.01-9.00 miles)	26	22	2		2
10 Mile Radius Ring (9.01-10.00 miles)	25	24			1
11 Mile Radius Ring (10.01-11.00 miles)	9	9			
TOTAL	1,045	1,026	5	1	13
		98.2%	0.5%	0.1%	1.2%

By Assignment	1,031	98.7%
By Choice	14	1.3%
Within 5-Mile Assignment	924	89.6%

Middle Schools 2006-07
Student Assignment by Indicator Coding

East Millbrook Middle School	Total Students	By Assignment		By Choice				
		0 - Base Assignment	E - Special Programs	B - Magnet/Year-Round w/out Transportation	H-Homeless	M - Magnet w/ Transportation	T -Transfer Student	U - Moved, Stay for Current Year
1 Mile Radius Ring (0.00-1.00 miles)	111	109				1	1	
2 Mile Radius Ring (1.01-2.00 miles)	313	261				35	17	
3 Mile Radius Ring (2.01-3.00 miles)	200	144				41	15	
4 Mile Radius Ring (3.01-4.00 miles)	224	185			1	28	9	1
5 Mile Radius Ring (4.01-5.00 miles)	118	92				21	5	
6 Mile Radius Ring(5.01-6.00 miles)	34	5	1			23	4	1
7 Mile Radius Ring (6.01-7.00 miles)	24		1	1		22		
8 Mile Radius Ring (7.01-8.00 miles)	15					12	3	
9 Mile Radius Ring (8.01-9.00 miles)	6			1		2	3	
10 Mile Radius Ring (9.01-10.00 miles)	9					4	4	1
11 Mile Radius Ring (10.01-11.00 miles)	8					8		
12 Mile Radius Ring (11.01-12.00 miles)	1					1		
16 Mile Radius Ring (15.01-16.00 miles)	1						1	
TOTAL	1,064	796	2	2	1	198	62	3
		74.8%	0.2%	0.2%	0.1%	18.6%	5.8%	0.3%

By Assignment	798	75.0%
By Choice	266	25.0%
Within 5-Mile Assignment	791	74.3%

Middle Schools 2006-07
Student Assignment by Indicator Coding

East Wake Middle School	Total Students	By Assignment				By Choice		
		O - Base Assignment	E - Special Programs	L - Language (ESL)	N - New Student	H-Homeless	T - Transfer Student	U - Moved, Stay for Current Year
1 Mile Radius Ring (0.00-1.00 miles)	16	16						
2 Mile Radius Ring (1.01-2.00 miles)	79	79						
3 Mile Radius Ring (2.01-3.00 miles)	318	304	1	10			3	
4 Mile Radius Ring (3.01-4.00 miles)	177	171		1	1		4	
5 Mile Radius Ring (4.01-5.00 miles)	118	108		4	1		5	
6 Mile Radius Ring(5.01-6.00 miles)	165	158	2	3			2	
7 Mile Radius Ring (6.01-7.00 miles)	49	44	1	1			2	1
8 Mile Radius Ring (7.01-8.00 miles)	13	11	1				1	
9 Mile Radius Ring (8.01-9.00 miles)	3			3				
10 Mile Radius Ring (9.01-10.00 miles)	6		2	3		1		
11 Mile Radius Ring (10.01-11.00 miles)	1						1	
13 Mile Radius Ring (12.01-13.00 miles)	1		1					
TOTAL	946	891	8	25	2	1	18	1
		94.2%	0.8%	2.6%	0.2%	0.1%	1.9%	0.1%

By Assignment	926	97.9%
By Choice	20	2.1%
Within 5-Mile Assignment	696	75.2%

**Middle Schools 2006-07
Student Assignment by Indicator Coding**

Fuquay-Varina Middle School	Total Students	By Assignment		By Choice		
		0 - Base Assignment	E - Special Programs	H-Homeless	T -Transfer Student	U - Moved, Stay for Current Year
1 Mile Radius Ring (0.00-1.00 miles)	138	136		1	1	
2 Mile Radius Ring (1.01-2.00 miles)	133	123			7	3
3 Mile Radius Ring (2.01-3.00 miles)	181	175			6	
4 Mile Radius Ring (3.01-4.00 miles)	178	177	1			
5 Mile Radius Ring (4.01-5.00 miles)	137	136	1			
6 Mile Radius Ring(5.01-6.00 miles)	161	160	1			
7 Mile Radius Ring (6.01-7.00 miles)	43	41	2			
8 Mile Radius Ring (7.01-8.00 miles)	10	7			3	
9 Mile Radius Ring (8.01-9.00 miles)	3		2		1	
10 Mile Radius Ring (9.01-10.00 miles)	2		1		1	
11 Mile Radius Ring (10.01-11.00 miles)	2		2			
12 Mile Radius Ring (11.01-12.00 miles)	1			1		
15 Mile Radius Ring (14.01-15.00 miles)	1		1			
TOTAL	990	955	11	2	19	3
		96.5%	1.1%	0.2%	1.9%	0.3%

By Assignment	966	97.6%
By Choice	24	2.4%
Within 5-Mile Assignment	749	77.5%

Middle Schools 2006-07
Student Assignment by Indicator Coding

Heritage Middle School	Total Students	By Assignment			By Choice			
		O - Base Assignment	E - Special Programs	L - Language (ESL)	B - Magnet/ Year-Round w/out Transportation	T -Transfer Student	U - Moved, Stay for Current Year	Y - Year-Round w/ Transportation
1 Mile Radius Ring (0.00-1.00 miles)	31		1			8		22
2 Mile Radius Ring (1.01-2.00 miles)	209	87	1			14	2	105
3 Mile Radius Ring (2.01-3.00 miles)	293	175				8		110
4 Mile Radius Ring (3.01-4.00 miles)	212	129		1		13	2	67
5 Mile Radius Ring (4.01-5.00 miles)	154	32		5		14	1	102
6 Mile Radius Ring(5.01-6.00 miles)	119			5		9	3	102
7 Mile Radius Ring (6.01-7.00 miles)	26				1	1		24
8 Mile Radius Ring (7.01-8.00 miles)	37					4	1	32
9 Mile Radius Ring (8.01-9.00 miles)	31				1			30
10 Mile Radius Ring (9.01-10.00 miles)	91				4	5		82
11 Mile Radius Ring (10.01-11.00 miles)	21							21
12 Mile Radius Ring (11.01-12.00 miles)	13					3		10
13 Mile Radius Ring (12.01-13.00 miles)	4					1		3
14 Mile Radius Ring(13.01-14.00 miles)	3					1		2
15 Mile Radius Ring (14.01-15.00 miles)	3					3		
17 Mile Radius Ring (16.01-17.00 miles)	1					1		
TOTAL	1,248	423	2	11	6	85	9	712
		33.9%	0.2%	0.9%	0.5%	6.8%	0.7%	57.1%

By Assignment	436	34.9%
By Choice	812	65.1%
Within 5-Mile Assignment	431	98.9%

**Middle Schools 2006-07
Student Assignment by Indicator Coding**

Holly Ridge Middle School	Total Students	By Assignment			By Choice	
		0 - Base Assignment	E - Special Programs	L - Language (ESL)	T -Transfer Student	U - Moved, Stay for Current Year
1 Mile Radius Ring (0.00-1.00 miles)	230	230				
2 Mile Radius Ring (1.01-2.00 miles)	401	400			1	
3 Mile Radius Ring (2.01-3.00 miles)	291	290	1			
4 Mile Radius Ring (3.01-4.00 miles)	234	231			3	
5 Mile Radius Ring (4.01-5.00 miles)	108	104			3	1
6 Mile Radius Ring(5.01-6.00 miles)	8	1		6	1	
8 Mile Radius Ring (7.01-8.00 miles)	5		2	1	2	
9 Mile Radius Ring (8.01-9.00 miles)	2		1	1		
10 Mile Radius Ring (9.01-10.00 miles)	1				1	
11 Mile Radius Ring (10.01-11.00 miles)	1				1	
TOTAL	1,281	1,256	4	8	12	1
		98.0%	0.3%	0.6%	0.9%	0.1%

By Assignment	1,268	99.0%
By Choice	13	1.0%
Within 5-Mile Assignment	1,256	99.1%

Middle Schools 2006-07
Student Assignment by Indicator Coding

Leesville Road Middle School	Total Students	By Assignment		By Choice		
		0 - Base Assignment	E - Special Programs	H - Homeless	T - Transfer Student	U - Moved, Stay for Current Year
1 Mile Radius Ring (0.00-1.00 miles)	221	220			1	
2 Mile Radius Ring (1.01-2.00 miles)	371	366			5	
3 Mile Radius Ring (2.01-3.00 miles)	356	354			2	
4 Mile Radius Ring (3.01-4.00 miles)	130	122	2	1	5	
5 Mile Radius Ring (4.01-5.00 miles)	33	25	2		5	1
6 Mile Radius Ring(5.01-6.00 miles)	3				3	
8 Mile Radius Ring (7.01-8.00 miles)	2		1		1	
9 Mile Radius Ring (8.01-9.00 miles)	51	49	1		1	
10 Mile Radius Ring (9.01-10.00 miles)	51	49		1	1	
11 Mile Radius Ring (10.01-11.00 miles)	1				1	
12 Mile Radius Ring (11.01-12.00 miles)	47	47				
16 Mile Radius Ring (15.01-16.00 miles)	1				1	
17 Mile Radius Ring (16.01-17.00 miles)	1				1	
TOTAL	1,268	1,232	6	2	27	1
		97.2%	0.5%	0.2%	2.1%	0.1%

By Assignment	1,238	97.6%
By Choice	30	2.4%
Within 5-Mile Assignment	1,091	88.1%

Middle Schools 2006-07
Student Assignment by Indicator Coding

Ligon Middle School	Total Students	By Assignment		By Choice				
		0 - Base Assignment	E - Special Programs	B - Magnet/ Year-Round w/out Transportation	H - Homeless	M - Magnet w/ Transportation	T -Transfer Student	U - Moved, Stay for Current Year
1 Mile Radius Ring (0.00-1.00 miles)	137	122	1		1	9	4	
2 Mile Radius Ring (1.01-2.00 miles)	47	4	6			31	5	1
3 Mile Radius Ring (2.01-3.00 miles)	113	71	1	1		36	4	
4 Mile Radius Ring (3.01-4.00 miles)	58	19			1	34	4	
5 Mile Radius Ring (4.01-5.00 miles)	72	27	5			39	1	
6 Mile Radius Ring(5.01-6.00 miles)	78	42		3		31	2	
7 Mile Radius Ring (6.01-7.00 miles)	34		2	4		26	2	
8 Mile Radius Ring (7.01-8.00 miles)	46		2	4		37	3	
9 Mile Radius Ring (8.01-9.00 miles)	71					69	2	
10 Mile Radius Ring (9.01-10.00 miles)	104					101	2	1
11 Mile Radius Ring (10.01-11.00 miles)	71					70	1	
12 Mile Radius Ring (11.01-12.00 miles)	75					70	5	
13 Mile Radius Ring (12.01-13.00 miles)	64					61	3	
14 Mile Radius Ring(13.01-14.00 miles)	41					39	2	
15 Mile Radius Ring (14.01-15.00 miles)	34			1		33		
16 Mile Radius Ring (15.01-16.00 miles)	21					21		
17 Mile Radius Ring (16.01-17.00 miles)	14					13	1	
18 Mile Radius Ring (17.01-18.00 miles)	3					3		
20Mile Radius Ring (19.01-20.00 miles)	4					3	1	
TOTAL	1,087	285	17	13	2	726	42	2
		26.2%	1.6%	1.2%	0.2%	66.8%	3.9%	0.2%

By Assignment	302	27.8%
	785	72.2%
Within 5-Mile Assignment	256	84.8%

**Middle Schools 2006-07
Student Assignment by Indicator Coding**

Lufkin Road Middle School	Total Students	By Assignment				By Choice		
		O - Base Assignment	E - Special Programs	L - Language (ESL)	N - New Student	B - Magnet/ Year-Round w/out Transportation	T -Transfer Student	Y - Year-Round w/ Transportation
1 Mile Radius Ring (0.00-1.00 miles)	23							23
2 Mile Radius Ring (1.01-2.00 miles)	88						2	86
3 Mile Radius Ring (2.01-3.00 miles)	162					3	11	148
4 Mile Radius Ring (3.01-4.00 miles)	202	33				2	12	155
5 Mile Radius Ring (4.01-5.00 miles)	168	29				3	8	128
6 Mile Radius Ring(5.01-6.00 miles)	130			6		3	3	118
7 Mile Radius Ring (6.01-7.00 miles)	143	9		4		2	10	118
8 Mile Radius Ring (7.01-8.00 miles)	79	9		1	1	2	5	61
9 Mile Radius Ring (8.01-9.00 miles)	46						4	42
10 Mile Radius Ring (9.01-10.00 miles)	7						2	5
11 Mile Radius Ring (10.01-11.00 miles)	5					1	1	3
12 Mile Radius Ring (11.01-12.00 miles)	1						1	
13 Mile Radius Ring (12.01-13.00 miles)	2						1	1
14 Mile Radius Ring(13.01-14.00 miles)	7					1		6
17 Mile Radius Ring (16.01-17.00 miles)	2		1				1	
23 Mile Radius Ring (22.01-23.00 miles)	1						1	
TOTAL	1,066	80	1	11	1	17	62	894
		7.5%	0.1%	1.0%	0.1%	1.6%	5.8%	83.9%

By Assignment	93	8.7%
By Choice	973	91.3%
Within 5-Mile Assignment	62	66.7%

**Middle Schools 2006-07
Student Assignment by Indicator Coding**

Martin Middle School	Total Students	By Assignment		By Choice				
		0 - Base Assignment	E - Special Programs	B - Magnet/Year-Round w/out Transportation	H - Homeless	M - Magnet w/Transportation	T -Transfer Student	U - Moved, Stay for Current Year
1 Mile Radius Ring (0.00-1.00 miles)	118	106				9	3	
2 Mile Radius Ring (1.01-2.00 miles)	98	40				52	6	
3 Mile Radius Ring (2.01-3.00 miles)	38		1	2		27	8	
4 Mile Radius Ring (3.01-4.00 miles)	29		2			25	2	
5 Mile Radius Ring (4.01-5.00 miles)	161	107	2	1		50	1	
6 Mile Radius Ring(5.01-6.00 miles)	184	70	7	4	1	94	7	1
7 Mile Radius Ring (6.01-7.00 miles)	91	12	1		1	67	10	
8 Mile Radius Ring (7.01-8.00 miles)	70		2			63	5	
9 Mile Radius Ring (8.01-9.00 miles)	97		3	1		85	8	
10 Mile Radius Ring (9.01-10.00 miles)	79		1	1		71	6	
11 Mile Radius Ring (10.01-11.00 miles)	32		2	2		26	2	
12 Mile Radius Ring (11.01-12.00 miles)	7		2			2	3	
13 Mile Radius Ring (12.01-13.00 miles)	2					2		
14 Mile Radius Ring(13.01-14.00 miles)	3		1			1	1	
15 Mile Radius Ring (14.01-15.00 miles)	3		1	1			1	
17 Mile Radius Ring (16.01-17.00 miles)	3					2	1	
20Mile Radius Ring (19.01-20.00 miles)	2		2					
TOTAL	1,017	335	27	12	2	576	64	1
		32.9%	2.7%	1.2%	0.2%	56.6%	6.3%	0.1%

By Assignment	362	35.6%
By Choice	655	64.4%
Within 5-Mile Assignment	258	71.3%

**Middle Schools 2006-07
Student Assignment by Indicator Coding**

Moore Square Museums Middle School	Total Students	By Assignment	By Choice	
		0 - Base Assignment	M - Magnet w/ Transportation	T - Transfer Student
1 Mile Radius Ring (0.00-1.00 miles)	38	7	27	4
2 Mile Radius Ring (1.01-2.00 miles)	83	46	30	7
3 Mile Radius Ring (2.01-3.00 miles)	126	103	20	3
4 Mile Radius Ring (3.01-4.00 miles)	16		15	1
5 Mile Radius Ring (4.01-5.00 miles)	25		17	8
6 Mile Radius Ring(5.01-6.00 miles)	43		34	9
7 Mile Radius Ring (6.01-7.00 miles)	38		33	5
8 Mile Radius Ring (7.01-8.00 miles)	37		33	4
9 Mile Radius Ring (8.01-9.00 miles)	22		18	4
10 Mile Radius Ring (9.01-10.00 miles)	20		17	3
11 Mile Radius Ring (10.01-11.00 miles)	22		20	2
12 Mile Radius Ring (11.01-12.00 miles)	13		10	3
13 Mile Radius Ring (12.01-13.00 miles)	16		16	
14 Mile Radius Ring(13.01-14.00 miles)	8		8	
15 Mile Radius Ring (14.01-15.00 miles)	5		5	
16 Mile Radius Ring (15.01-16.00 miles)	4		4	
17 Mile Radius Ring (16.01-17.00 miles)	5		5	
TOTAL	521	156	312	53
		29.9%	59.9%	10.2%

By Assignment	156	29.9%
By Choice	365	70.1%
Within 5-Mile Assignment	156	100.0%

**Middle Schools 2006-07
Student Assignment by Indicator Coding**

North Garner Middle School	Total Students	By Assignment			By Choice		
		0 - Base Assignment	E - Special Programs	L - Language (ESL)	M - Magnet w/ Transportation	T - Transfer Student	U - Moved, Stay for Current Year
1 Mile Radius Ring (0.00-1.00 miles)	141	140					1
2 Mile Radius Ring (1.01-2.00 miles)	232	231				1	
3 Mile Radius Ring (2.01-3.00 miles)	103	94	3	1		5	
4 Mile Radius Ring (3.01-4.00 miles)	72	65	2			5	
5 Mile Radius Ring (4.01-5.00 miles)	67	65	1			1	
6 Mile Radius Ring(5.01-6.00 miles)	36	35	1				
7 Mile Radius Ring (6.01-7.00 miles)	77	75	1				1
8 Mile Radius Ring (7.01-8.00 miles)	109	109					
9 Mile Radius Ring (8.01-9.00 miles)	32	30	1			1	
10 Mile Radius Ring (9.01-10.00 miles)	1	1					
11 Mile Radius Ring (10.01-11.00 miles)	1				1		
12 Mile Radius Ring (11.01-12.00 miles)	1		1				
14 Mile Radius Ring(13.01-14.00 miles)	2		1		1		
15 Mile Radius Ring (14.01-15.00 miles)	1					1	
TOTAL	875	845	11	1	2	14	2
		96.6%	1.3%	0.1%	0.2%	1.6%	0.2%

By Assignment	857	97.9%
By Choice	18	2.1%
Within 5-Mile Assignment	602	70.2%

**Middle Schools 2006-07
Student Assignment by Indicator Coding**

Reedy Creek Middle School	Total Students	By Assignment			By Choice	
		0 - Base Assignment	E - Special Programs	L - Language (ESL)	T - Transfer Student	U - Moved, Stay for Current Year
1 Mile Radius Ring (0.00-1.00 miles)	139	138			1	
2 Mile Radius Ring (1.01-2.00 miles)	173	169			4	
3 Mile Radius Ring (2.01-3.00 miles)	206	205			1	
4 Mile Radius Ring (3.01-4.00 miles)	190	181	2	2	5	
5 Mile Radius Ring (4.01-5.00 miles)	71	68	3			
6 Mile Radius Ring(5.01-6.00 miles)	8		1	6	1	
7 Mile Radius Ring (6.01-7.00 miles)	1		1			
8 Mile Radius Ring (7.01-8.00 miles)	7		1	5		1
11 Mile Radius Ring (10.01-11.00 miles)	2		1		1	
12 Mile Radius Ring (11.01-12.00 miles)	1		1			
13 Mile Radius Ring (12.01-13.00 miles)	3				3	
15 Mile Radius Ring (14.01-15.00 miles)	1				1	
18 Mile Radius Ring (17.01-18.00 miles)	1				1	
TOTAL	803	761	10	13	18	1
		94.8%	1.2%	1.6%	2.2%	0.1%

By Assignment	784	97.6%
By Choice	19	2.4%
Within 5-Mile Assignment	768	98.0%

Middle Schools 2006-07
Student Assignment by Indicator Coding

Salem Middle School	Total Students	By Assignment		By Choice	
		0 - Base Assignment	E - Special Programs	T - Transfer Student	U - Moved, Stay for Current Year
1 Mile Radius Ring (0.00-1.00 miles)	125	125			
2 Mile Radius Ring (1.01-2.00 miles)	510	499	3	7	1
3 Mile Radius Ring (2.01-3.00 miles)	128	123	1	4	
4 Mile Radius Ring (3.01-4.00 miles)	155	146	3	6	
5 Mile Radius Ring (4.01-5.00 miles)	25	20	2	3	
6 Mile Radius Ring(5.01-6.00 miles)	99	94	2	3	
7 Mile Radius Ring (6.01-7.00 miles)	1		1		
9 Mile Radius Ring (8.01-9.00 miles)	2		1	1	
11 Mile Radius Ring (10.01-11.00 miles)	1			1	
15 Mile Radius Ring (14.01-15.00 miles)	1			1	
TOTAL	1,047	1,007	13	26	1
		96.2%	1.2%	2.5%	0.1%

By Assignment	1,020	97.4%
By Choice	27	2.6%
Within 5-Mile Assignment	922	90.4%

Middle Schools 2006-07
Student Assignment by Indicator Coding

Wake Forest-Rolesville Middle School	Total Students	By Assignment	By Choice	
		0 - Base Assignment	H - Homeless	T -Transfer Student
1 Mile Radius Ring (0.00-1.00 miles)	79	79		
2 Mile Radius Ring (1.01-2.00 miles)	201	201		
3 Mile Radius Ring (2.01-3.00 miles)	133	113		20
4 Mile Radius Ring (3.01-4.00 miles)	120	111		9
5 Mile Radius Ring (4.01-5.00 miles)	171	166		5
6 Mile Radius Ring(5.01-6.00 miles)	284	284		
7 Mile Radius Ring (6.01-7.00 miles)	61	59		2
8 Mile Radius Ring (7.01-8.00 miles)	54	52		2
9 Mile Radius Ring (8.01-9.00 miles)	24	22		2
10 Mile Radius Ring (9.01-10.00 miles)	2	1		1
12 Mile Radius Ring (11.01-12.00 miles)	4			4
13 Mile Radius Ring (12.01-13.00 miles)	1			1
14 Mile Radius Ring(13.01-14.00 miles)	1			1
15 Mile Radius Ring (14.01-15.00 miles)	2		2	
TOTAL	1,137	1,088	2	47
		95.7%	0.2%	4.1%

By Assignment	1,088	95.7%
By Choice	49	4.3%
Within 5-Mile Assignment	670	61.6%

Middle Schools 2006-07
Student Assignment by Indicator Coding

Wakefield Middle School	Total Students	By Assignment		By Choice	
		0 - Base Assignment	E - Special Programs	H - Homeless	T -Transfer Student
1 Mile Radius Ring (0.00-1.00 miles)	297	297			
2 Mile Radius Ring (1.01-2.00 miles)	287	287			
3 Mile Radius Ring (2.01-3.00 miles)	111	106	1		4
4 Mile Radius Ring (3.01-4.00 miles)	121	115	1		5
5 Mile Radius Ring (4.01-5.00 miles)	90	85			5
6 Mile Radius Ring(5.01-6.00 miles)	113	109	2		2
7 Mile Radius Ring (6.01-7.00 miles)	148	143	1		4
8 Mile Radius Ring (7.01-8.00 miles)	96	94	1		1
10 Mile Radius Ring (9.01-10.00 miles)	2	1			1
11 Mile Radius Ring (10.01-11.00 miles)	8	5	2	1	
12 Mile Radius Ring (11.01-12.00 miles)	2	1	1		
14 Mile Radius Ring(13.01-14.00 miles)	1				1
15 Mile Radius Ring (14.01-15.00 miles)	2				2
16 Mile Radius Ring (15.01-16.00 miles)	1				1
TOTAL	1,279	1,243	9	1	26
		97.2%	0.7%	0.1%	2.0%

By Assignment	1,252	97.9%
By Choice	27	2.1%
Within 5-Mile Assignment	892	71.2%

Middle Schools 2006-07
Student Assignment by Indicator Coding

West Cary Middle School	Total Students	By Assignment	By Choice
		0 - Base Assignment	T - Transfer Student
1 Mile Radius Ring (0.00-1.00 miles)	219	218	1
2 Mile Radius Ring (1.01-2.00 miles)	308	306	2
3 Mile Radius Ring (2.01-3.00 miles)	169	167	2
4 Mile Radius Ring (3.01-4.00 miles)	105	105	
5 Mile Radius Ring (4.01-5.00 miles)	105	104	1
6 Mile Radius Ring(5.01-6.00 miles)	37	37	
7 Mile Radius Ring (6.01-7.00 miles)	81	80	1
8 Mile Radius Ring (7.01-8.00 miles)	12	11	1
9 Mile Radius Ring (8.01-9.00 miles)	74	74	
10 Mile Radius Ring (9.01-10.00 miles)	11	11	
13 Mile Radius Ring (12.01-13.00 miles)	1		1
14 Mile Radius Ring(13.01-14.00 miles)	1		1
15 Mile Radius Ring (14.01-15.00 miles)	1		1
TOTAL	1,124	1,113	11
		99.0%	1.0%

By Assignment	1,113	99.0%
By Choice	11	1.0%
Within 5-Mile Assignment	900	80.9%

**Middle Schools 2006-07
Student Assignment by Indicator Coding**

West Lake Middle School	Total Students	By Assignment			By Choice		
		0 - Base Assignment	E - Special Programs	L - Language (ESL)	B - Magnet/ Year-Round w/out Transportation	T - Transfer Student	Y - Year-Round with Transportation
1 Mile Radius Ring (0.00-1.00 miles)	47					3	44
2 Mile Radius Ring (1.01-2.00 miles)	113		1			9	103
3 Mile Radius Ring (2.01-3.00 miles)	232	32			14	13	173
4 Mile Radius Ring (3.01-4.00 miles)	140	18			6	4	112
5 Mile Radius Ring (4.01-5.00 miles)	132				8	7	117
6 Mile Radius Ring(5.01-6.00 miles)	123				4	11	108
7 Mile Radius Ring (6.01-7.00 miles)	80				3	7	70
8 Mile Radius Ring (7.01-8.00 miles)	137				2	7	128
9 Mile Radius Ring (8.01-9.00 miles)	108					5	103
10 Mile Radius Ring (9.01-10.00 miles)	110	43	1			5	61
11 Mile Radius Ring (10.01-11.00 miles)	53	11	1	9		2	30
12 Mile Radius Ring (11.01-12.00 miles)	20				1	2	17
13 Mile Radius Ring (12.01-13.00 miles)	8						8
14 Mile Radius Ring(13.01-14.00 miles)	28					1	27
15 Mile Radius Ring (14.01-15.00 miles)	8					1	7
16 Mile Radius Ring (15.01-16.00 miles)	1					1	
TOTAL	1,340	104	3	9	38	78	1,108
		7.8%	0.2%	0.7%	2.8%	5.8%	82.7%

By Assignment	116	8.7%
By Choice	1,224	91.3%
Within 5-Mile Assignment	51	44.0%

Middle Schools 2006-07
Student Assignment by Indicator Coding

West Millbrook Middle School	Total Students	By Assignment					By Choice		
		0 - Base Assignment	D - Dual Assignment	E- Special Programs	L - Language (ESL)	N - New Student	H- Homeless	T -Transfer Student	U - Moved, Stay for Current Year
1 Mile Radius Ring (0.00-1.00 miles)	120	120							
2 Mile Radius Ring (1.01-2.00 miles)	209	201			1		1	6	
3 Mile Radius Ring (2.01-3.00 miles)	152	140	1		2	2		7	
4 Mile Radius Ring (3.01-4.00 miles)	100	96		1	1			2	
5 Mile Radius Ring (4.01-5.00 miles)	139	95		3	35	2		3	1
6 Mile Radius Ring(5.01-6.00 miles)	89	86			1			2	
7 Mile Radius Ring (6.01-7.00 miles)	63	59			2		1		1
8 Mile Radius Ring (7.01-8.00 miles)	18	17		1					
9 Mile Radius Ring (8.01-9.00 miles)	132	129					1	1	1
10 Mile Radius Ring (9.01-10.00 miles)	55	51			4				
11 Mile Radius Ring (10.01-11.00 miles)	3						3		
22 Mile Radius Ring (21.01-22.00 miles)	1							1	
TOTAL	1,081	994	1	5	46	4	6	22	3
		92.0%	0.1%	0.5%	4.3%	0.4%	0.6%	2.0%	0.3%

By Assignment	1,050	97.1%
By Choice	31	2.9%
Within 5-Mile Assignment	700	66.7%

**Middle Schools 2006-07
Student Assignment by Indicator Coding**

Zebulon Middle School	Total Students	By Assignment		By Choice			
		0 - Base Assignment	E - Special Programs	B - Magnet/ Year-Round w/out Transportation	M - Magnet w/ Transportation	T -Transfer Student	U - Moved, Stay for Current Year
1 Mile Radius Ring (0.00-1.00 miles)	94	94					
2 Mile Radius Ring (1.01-2.00 miles)	152	152					
3 Mile Radius Ring (2.01-3.00 miles)	87	87					
4 Mile Radius Ring (3.01-4.00 miles)	111	111					
5 Mile Radius Ring (4.01-5.00 miles)	172	172					
6 Mile Radius Ring(5.01-6.00 miles)	100	97		1			2
7 Mile Radius Ring (6.01-7.00 miles)	43	41					2
8 Mile Radius Ring (7.01-8.00 miles)	38	37					1
9 Mile Radius Ring (8.01-9.00 miles)	91	87			1		3
10 Mile Radius Ring (9.01-10.00 miles)	71	68			2		1
11 Mile Radius Ring (10.01-11.00 miles)	17	11			3		2
12 Mile Radius Ring (11.01-12.00 miles)	20	16			4		
13 Mile Radius Ring (12.01-13.00 miles)	8	2	1		4		1
14 Mile Radius Ring(13.01-14.00 miles)	4						4
16 Mile Radius Ring(15.01-16.00 miles)	1						1
TOTAL	1,009	975	1	1	14	17	1
		96.6%	0.1%	0.1%	1.4%	1.7%	0.1%

By Assignment	976	96.7%
By Choice	33	3.3%
Within 5-Mile Assignment	616	63.1%