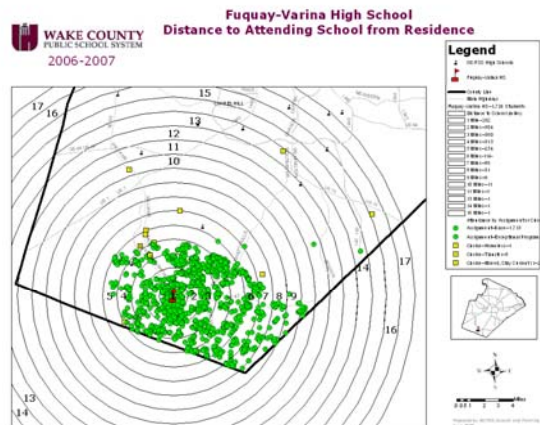


Distance Analysis for High Schools 2006-07 Maps



Prepared by:
Maja Vouk, Director
Debbie Twiford, Data Analyst

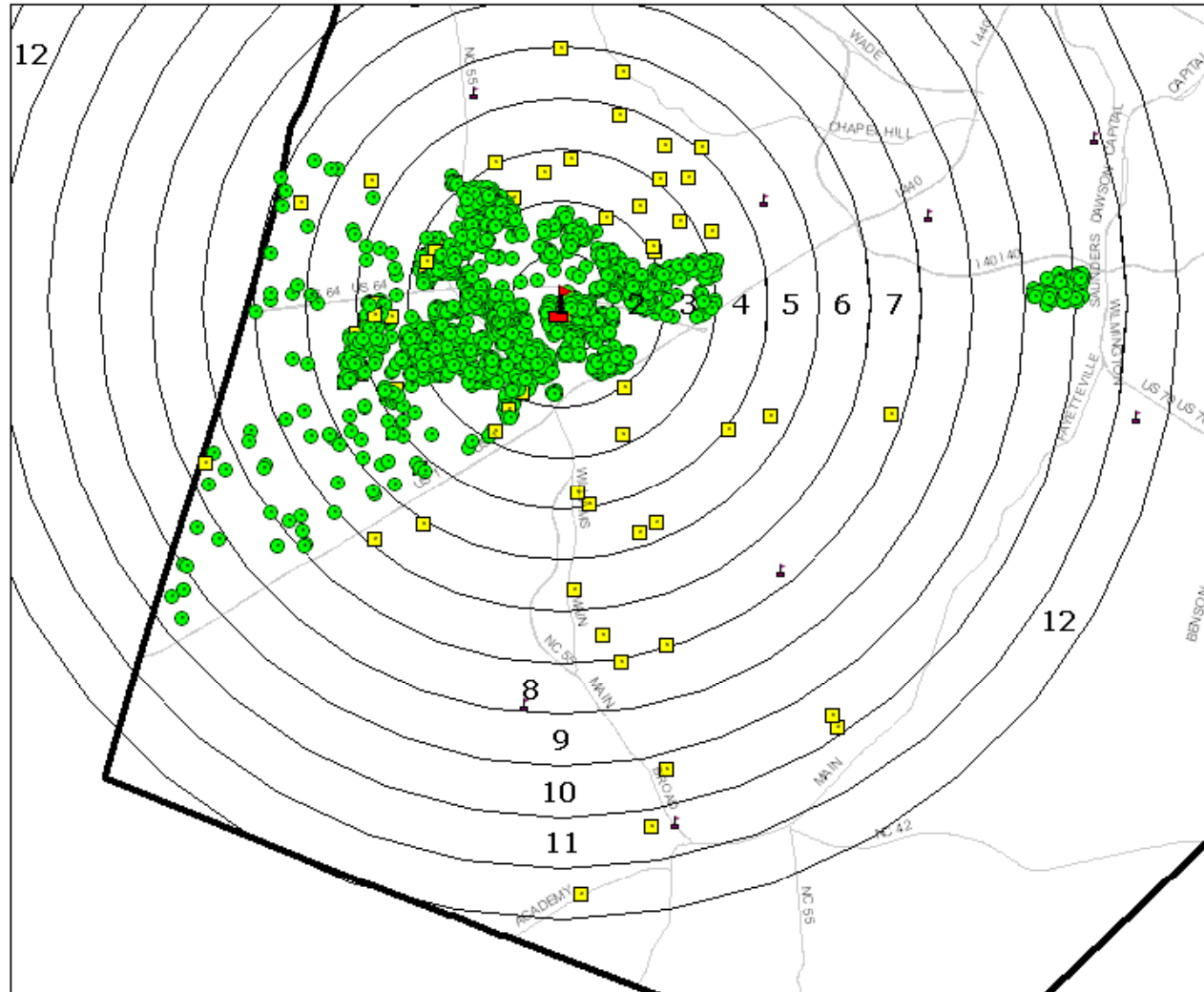
Growth and Planning/Demographics
June 30, 2008

**WCPSS
School Roster 2006-2007**

Elementary School	Calendar	Elementary School	Calendar	Middle School	Calendar	High School	Calendar
Adams	YR	Lead Mine	T	Apex	T	Apex	T
Apex	T	Leesville Road	T	Carnage	Magnet	Athens Drive	T
Aversboro	T	Lincoln Heights	Magnet	Carroll	T	Broughton	Magnet
Baileywick Road	T	Lockhart	T	Centennial	Magnet	Cary	T
Ballentine	T	Lynn Road	T	Daniels	Magnet	East Wake	T
Barwell	YR	Middle Creek	T	Davis Drive	T	Enloe	Magnet
Baucom	T	Millbrook	Magnet	Dillard Drive	T	Fuquay-Varina	T
Brassfield	T	Morrisville	YR	Durant Road	YR	Garner	Magnet
Brentwood	T	North Ridge	T	Reedy Creek	T	Green Hope	T
Briarcliff	T	Northwoods	T	East Garner	Magnet	Holly Springs	T
Brier Creek	YR	Oak Grove	YR	East Millbrook	Magnet	Knightdale	T
Brooks	Magnet	Olds	Magnet	East Wake	T	Leesville Road	T
Bugg	Magnet	Olive Chapel	T	Fuquay Varina	T	Middle Creek	T
Carpenter	YR	Partnership	Modified	Heritage	YR	Millbrook	T
Carver	Modified	Penny Road	T	Holly Ridge	T	Panther Creek	T
Cary	T	Pleasant Union	T	Leesville Road	T	Sanderson	T
Cedar Fork	T	Poe	Magnet	Ligon	Magnet	Southeast Raleigh	Magnet
Combs	Magnet	Powell	Magnet	Lufkin Road	YR	Wake Early College	Magnet
Conn	Magnet	Rand Road	T	Martin	Magnet	Wake Forest-Rolesville	T
Creech Road	T	Reedy Creek	T	Moore Square	Magnet	Wakefield	T
Davis Drive	T	River Bend	YR	North Garner	Magnet	East Wake School of Health Science	T
Dillard Drive	T	Rolesville	T	Salem	T	East Wake School of Int. Technology	T
Douglas	Magnet	Root	Magnet	Wake Forest-Rolesville	T		
Durant Road	YR	Salem	T	Wakefield	T		
Farmington Woods	Magnet	Smith	T	West Cary	T		
Forest Pines	T	Stough	T	West Lake	YR		
Forestville Road	T	Swift Creek	T	West Millbrook	T		
Fox Road	T	Timber Drive	YR	Zebulon	Magnet		
Fuller	Magnet	Turner Creek	YR				
Fuquay-Varina	T	Underwood	M				
Green	YR	Vance	T				
Green Hope	T	Vandora Springs	T				
Harris Creek	T	Wake Forest	Magnet				
Heritage	YR	Wakefield	T				
Highcroft Drive	T	Wakelon	T				
Hilburn Drive	T	Washington	Magnet				
Hodge Road	T	Weatherstone	T				
Holly Grove	YR	Wendell	Magnet				
Holly Ridge	T	West Lake	YR				
Holly Springs	T	Wilburn	YR				
Hunter	Magnet	Wildwood Forest	T				
Jeffreys Grove	T	Wiley	Magnet				
Jones Dairy	YR	Willow Springs	T				
Joyner	Magnet	Yates Mill	T				
Kingswood	T	York	T				
Knightdale	T	Zebulon	Magnet				
Lacy	T						

Calendar Key
T= Traditional Calendar School
YR= Year-Round Calendar School
Modified= Modified Calendar School
Magnet= School with Magnet Programs

Apex High School Distance to Attending School from Residence



Legend

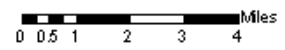
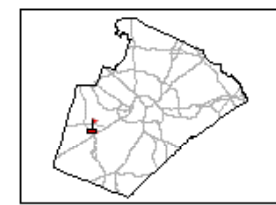
- WCPSS High Schools
- Apex HS
- County Line
- Main Highways

Apex High School--2,214 Students

- <all other values>
- 1 Mile--381 Students
- 2 Miles--789
- 3 Miles--714
- 4 Miles--148
- 5 Miles--67
- 6 Miles--34
- 7 Miles--14
- 8 Miles--8
- 9 Miles--5
- 10 Miles--52
- 11 Miles--21
- 12 Miles--1

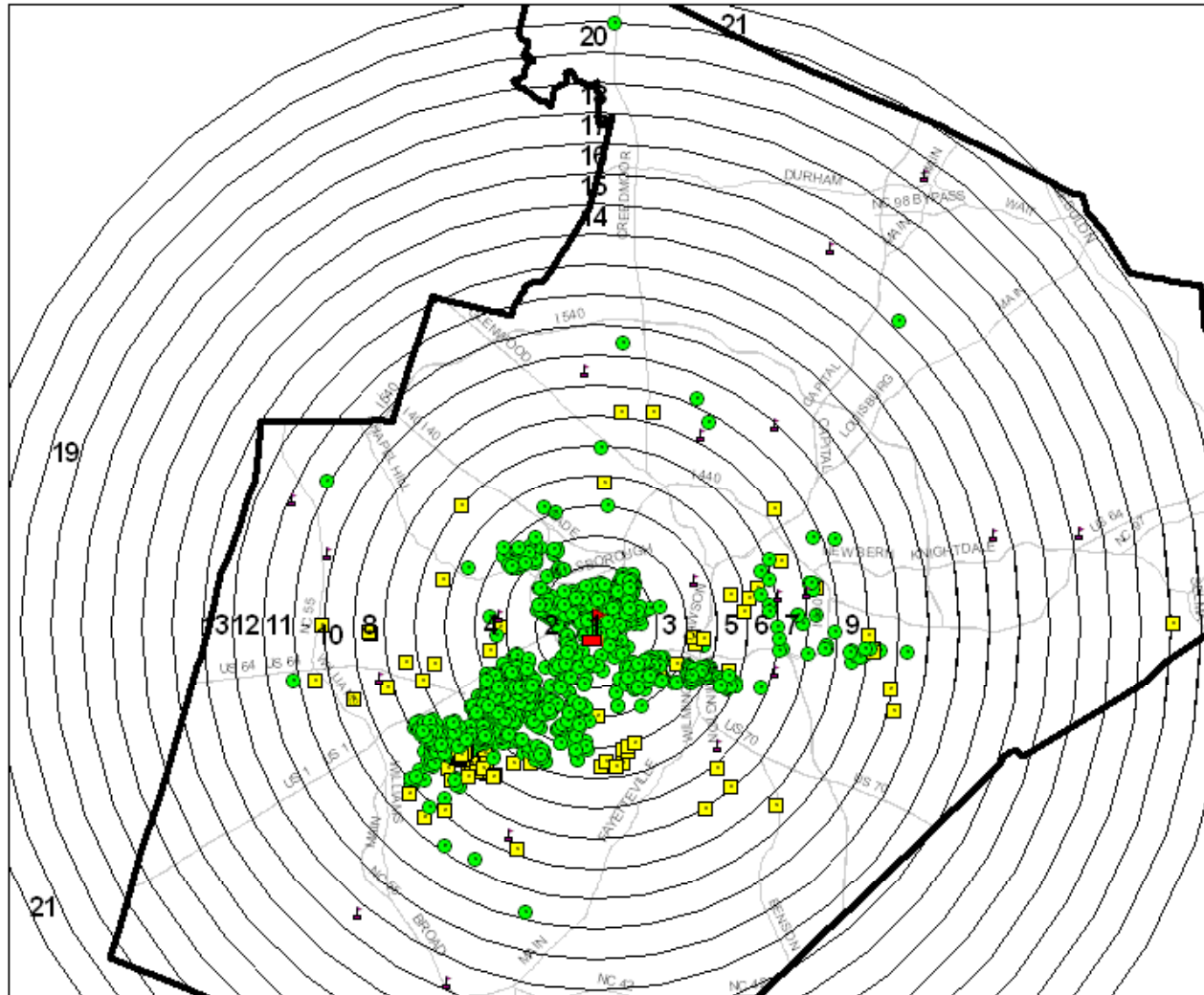
Attendance by Assignment or Choice

- Assignment--2,139
- Choice--75



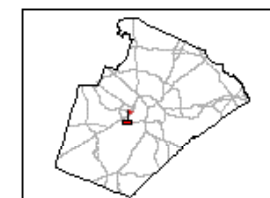
Prepared by WCPSS Growth and Planning
June 2008

Athens Drive High School Distance to Attending School from Residence



Legend

- ▲ WCPSS High Schools
- ▲ Athens Drive
- County Line
- Main Highways
- Athens Drive HS--1,908 Students
- Distance to School
- 1 Mile--181
- 2 Miles--393
- 3 Miles--253
- 4 Miles--369
- 5 Miles--270
- 6 Miles--173
- 7 Miles--184
- 8 Miles--50
- 9 Miles--15
- 10 Miles--11
- 11 Miles--4
- 15 Miles--1
- 20 Miles--1
- 21 Miles--1
- Attendance by Assignment of Choice
- Assignment - Base - 1,726
- Assignment - ESL - 42
- Assignment - Spec Prog - 27
- Choice - Transfer - 108
- Choice - Moved, Stay Current Yr - 2



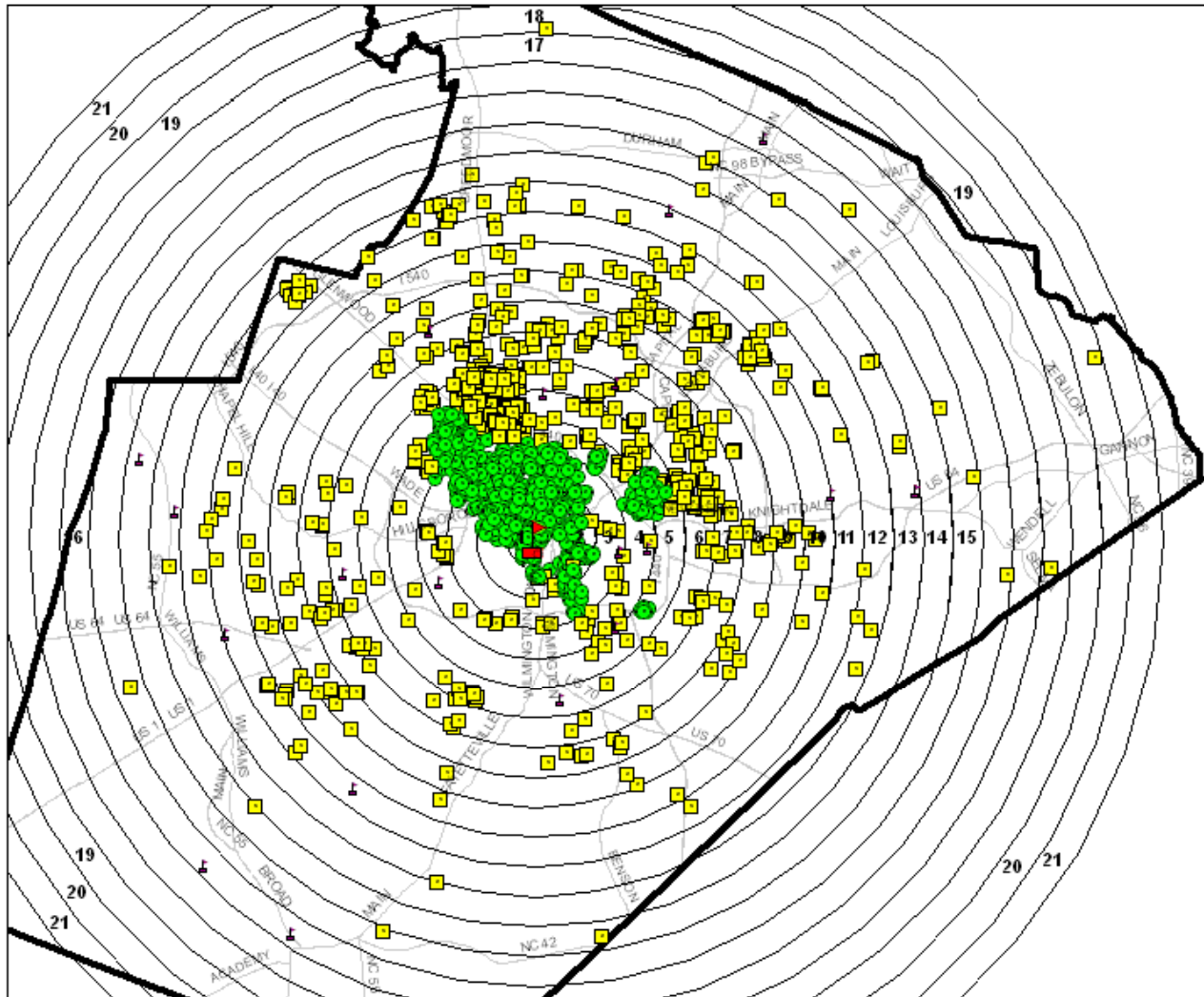
Prepared by WCPSS Growth and Planning
June 2008



WAKE COUNTY
PUBLIC SCHOOL SYSTEM

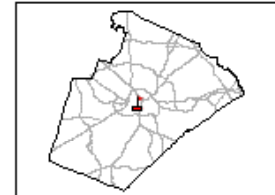
2006-2007

Broughton High School Distance to Attending School from Residence



Legend

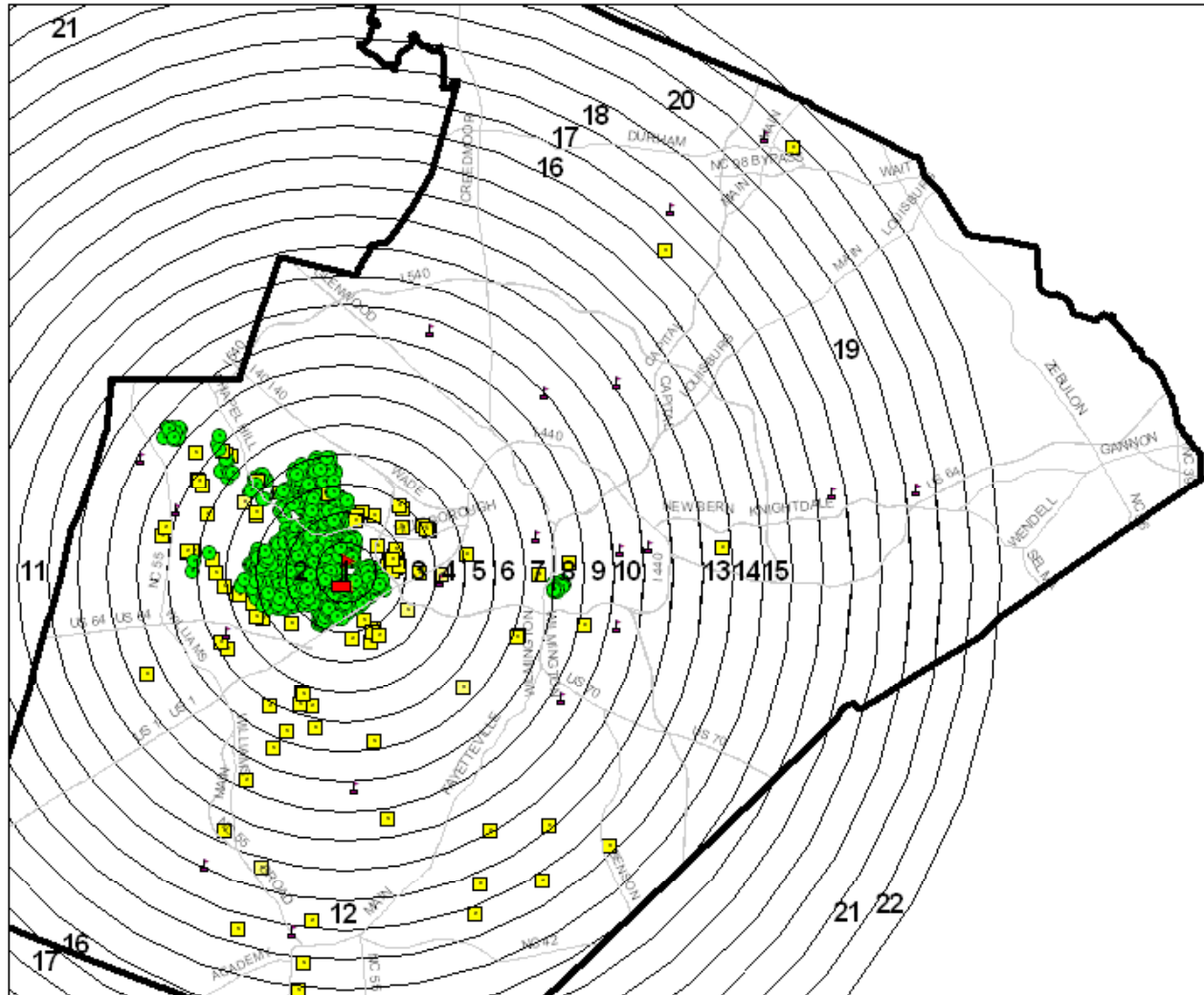
- WCPSS High Schools
- Broughton HS
- County Line
- Main Highways
- Broughton HS-2, 168 Students
- Distance to School (miles)
- 1 Mile-124
- 2 Miles-402
- 3 Miles-388
- 4 Miles-315
- 5 Miles-340
- 6 Miles-229
- 7 Miles-83
- 8 Miles-85
- 9 Miles-61
- 10 Miles-65
- 11 Miles-34
- 12 Miles-45
- 13 Miles-8
- 14 Miles-4
- 15 Miles-6
- 16 Miles-3
- 20 Miles-1
- Attendance by Assignment or Choice
- Assignment--Base--1,378
- Choice--Magnet (no bus)--
- Choice--Student Services Transfer--
- Choice--Homeless--1
- Choice--Magnet w/Bus--525
- Choice--Transfer--242
- Choice--Moved, Stay Current Yr--9



Miles
0 0.8 1.6 2.4 3.2

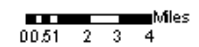
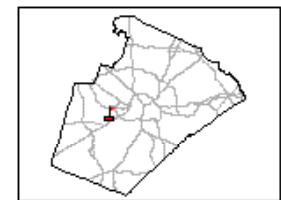
Prepared by WCPSS Growth and Planning
June 2008

Cary High School Distance to Attending School from Residence



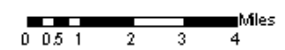
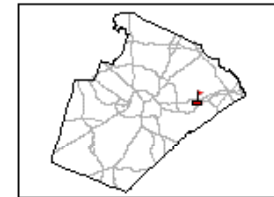
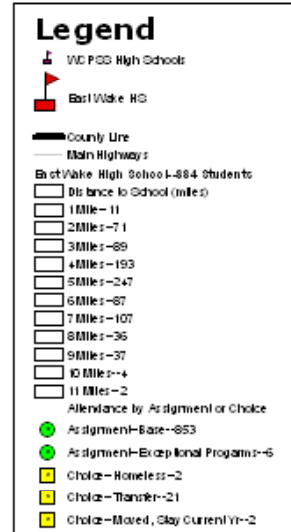
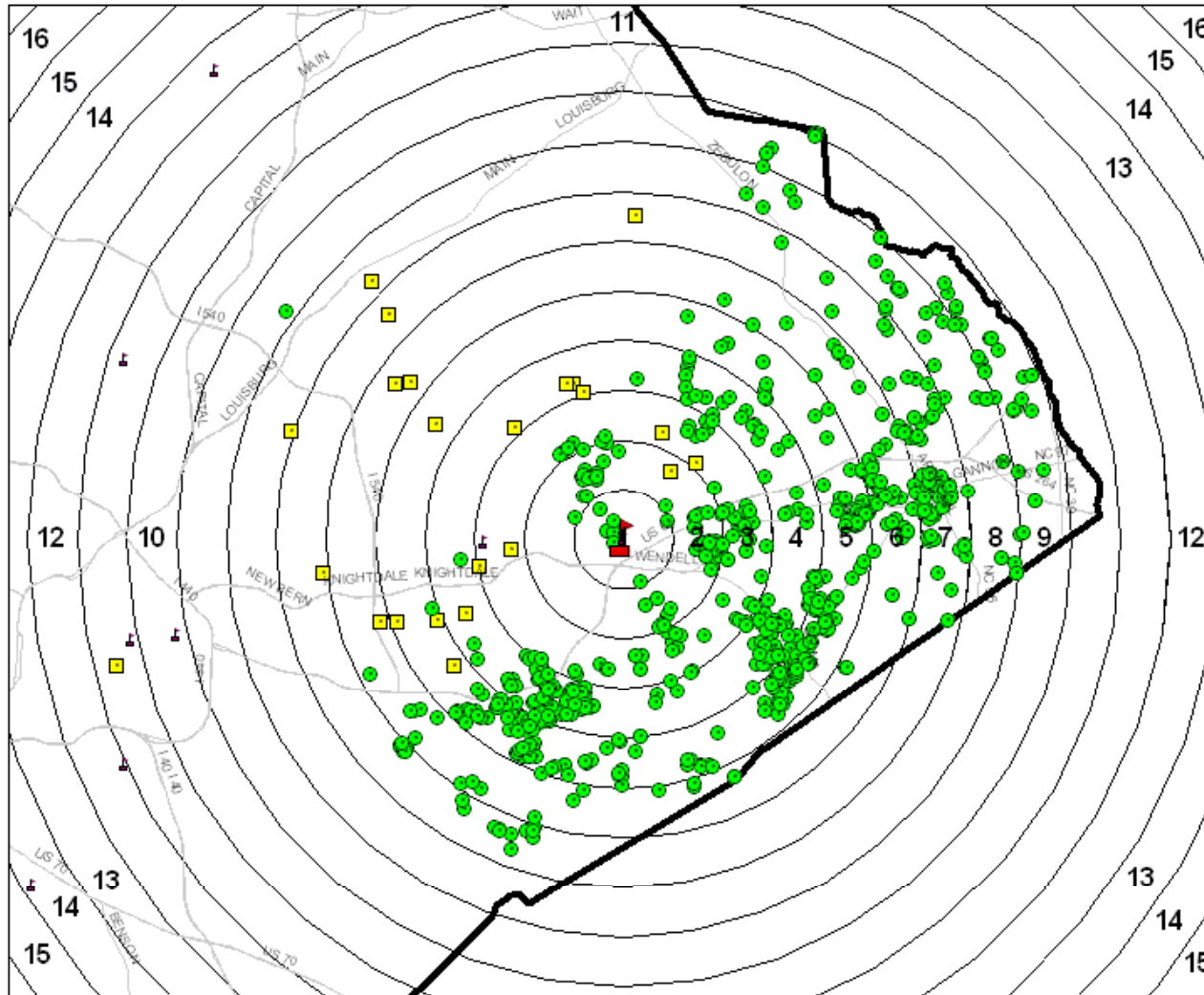
Legend

- WCPSS High Schools
- Cary HS
- County Line
- Main Highways
- Cary High School--2,094 Students
- Distance to School (miles)
- 1 Mile--403
- 2 Miles--787
- 3 Miles--549
- 4 Miles--209
- 5 Miles--33
- 6 Miles--28
- 7 Miles--11
- 8 Miles--54
- 9 Miles--2
- 10 Miles--2
- 11 Miles--2
- 12 Miles--2
- 13 Miles--6
- 14 Miles--1
- 15 Miles--1
- 16 Miles--2
- 17 Miles--1
- 21 Miles--1
- Attendance by Assignment or Choice
- Assignment--Base--1,959
- Assignment--ESL--5
- Choice--Transfer--125
- Choice--Moved, Stay Current YR--5



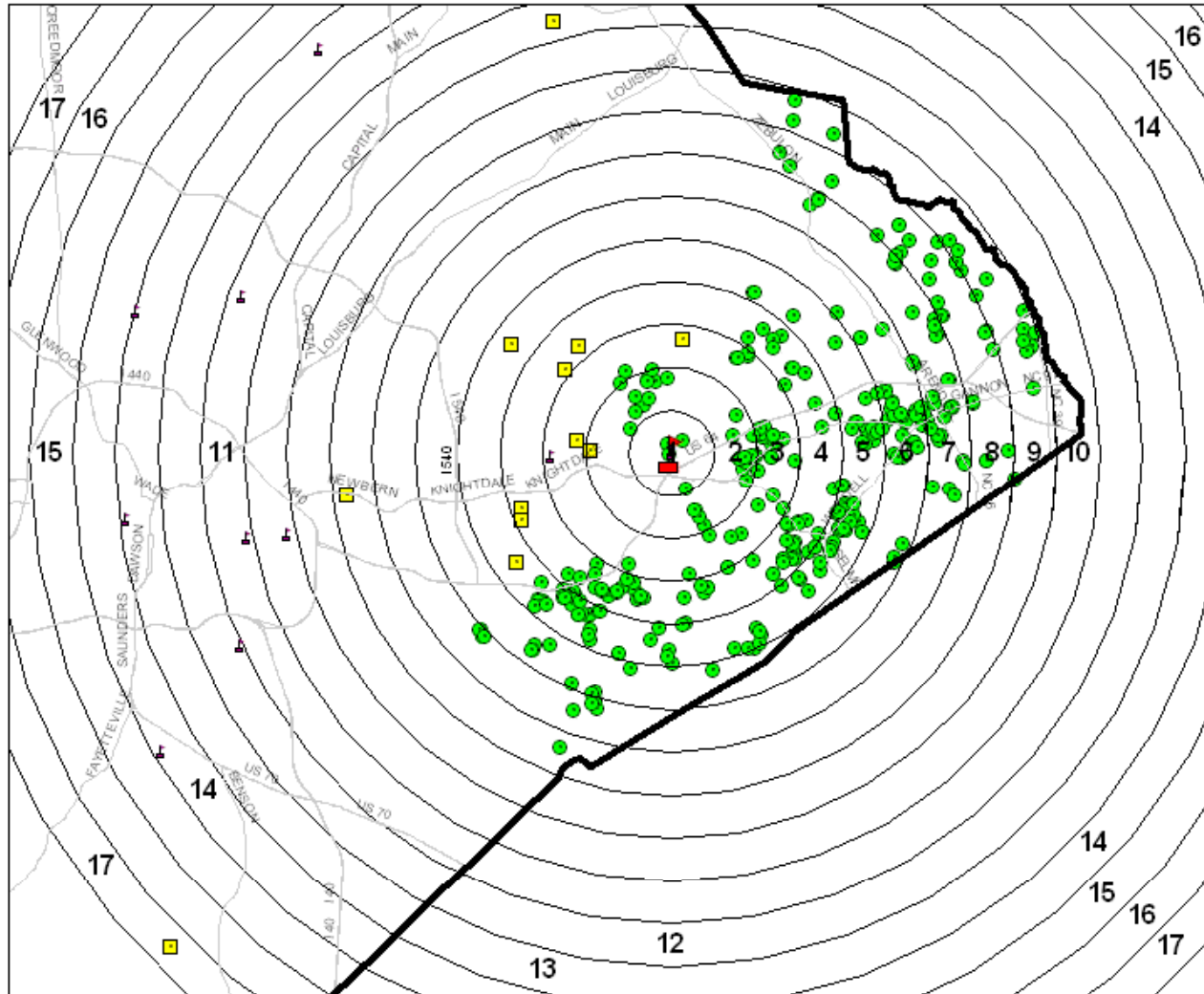
Prepared by WCPSS Growth and Planning
June 2008

East Wake High School Distance to Attending School from Residence



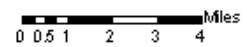
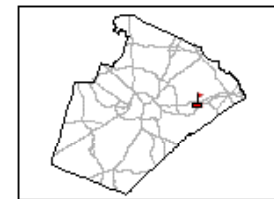
Prepared by WCPSS Growth and Planning
June 2008

East Wake School of Health/Science Distance to Attending School from Residence



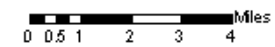
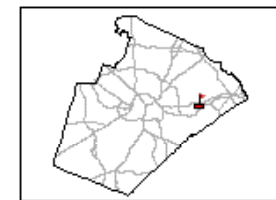

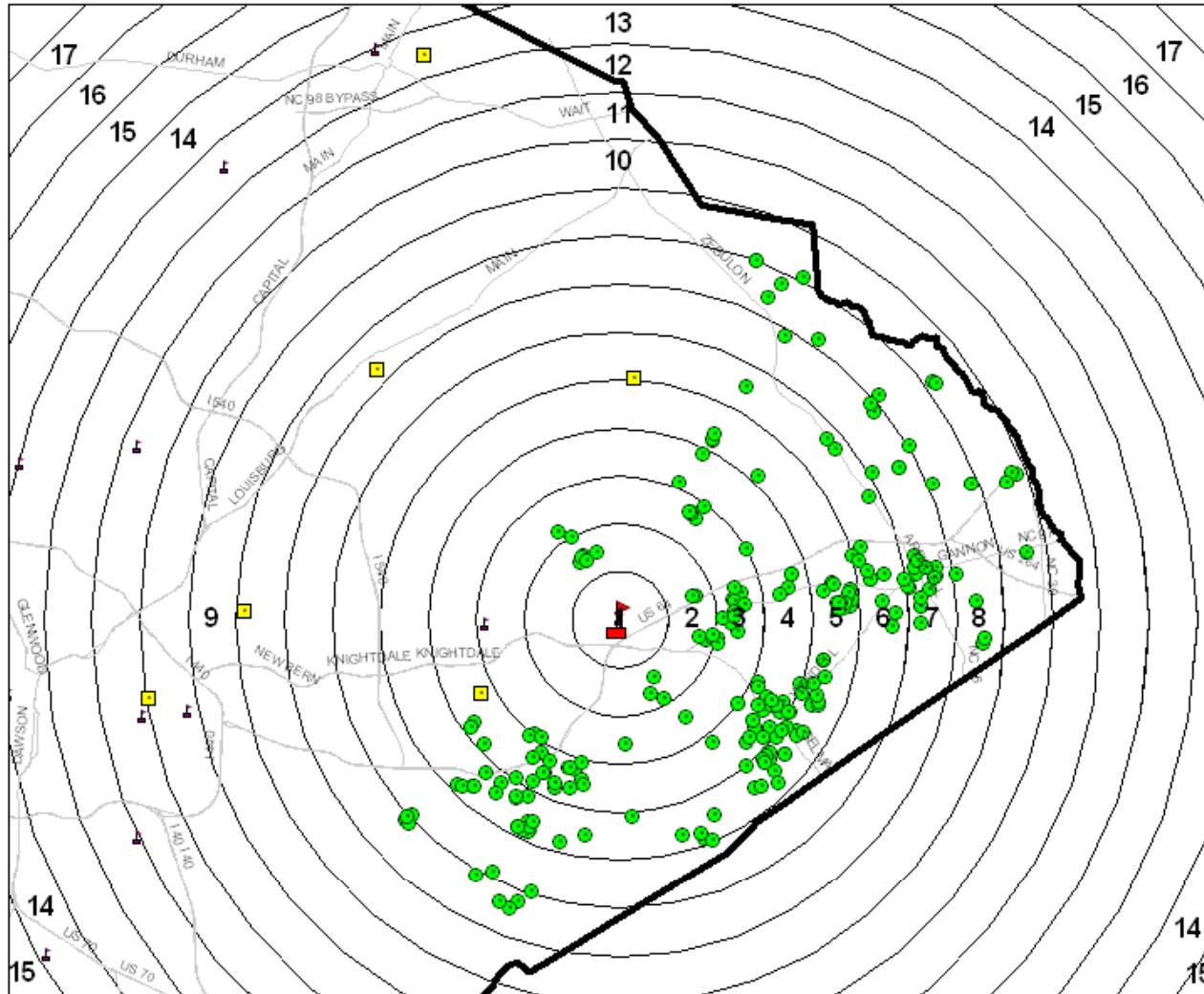
Legend

- WCPS High School
- EWake School of Health/Science
- County Line
- Major Highways
- EWake School of Health/Science—370 Students
- Distance to School (in Miles)
- 1 Mile—4
- 2 Miles—28
- 3 Miles—34
- 4 Miles—69
- 5 Miles—96
- 6 Miles—43
- 7 Miles—47
- 8 Miles—27
- 9 Miles—19
- 10 Miles—1
- 11 Miles—1
- 17 Miles—1
- Distance by Assignment to Choice
- Assignment-Total=358
- Choice-Transfer=12



Prepared by WCPS Growth and Planning
June 2008

East Wake School of Integrated Technology Distance to Attending School from Residence



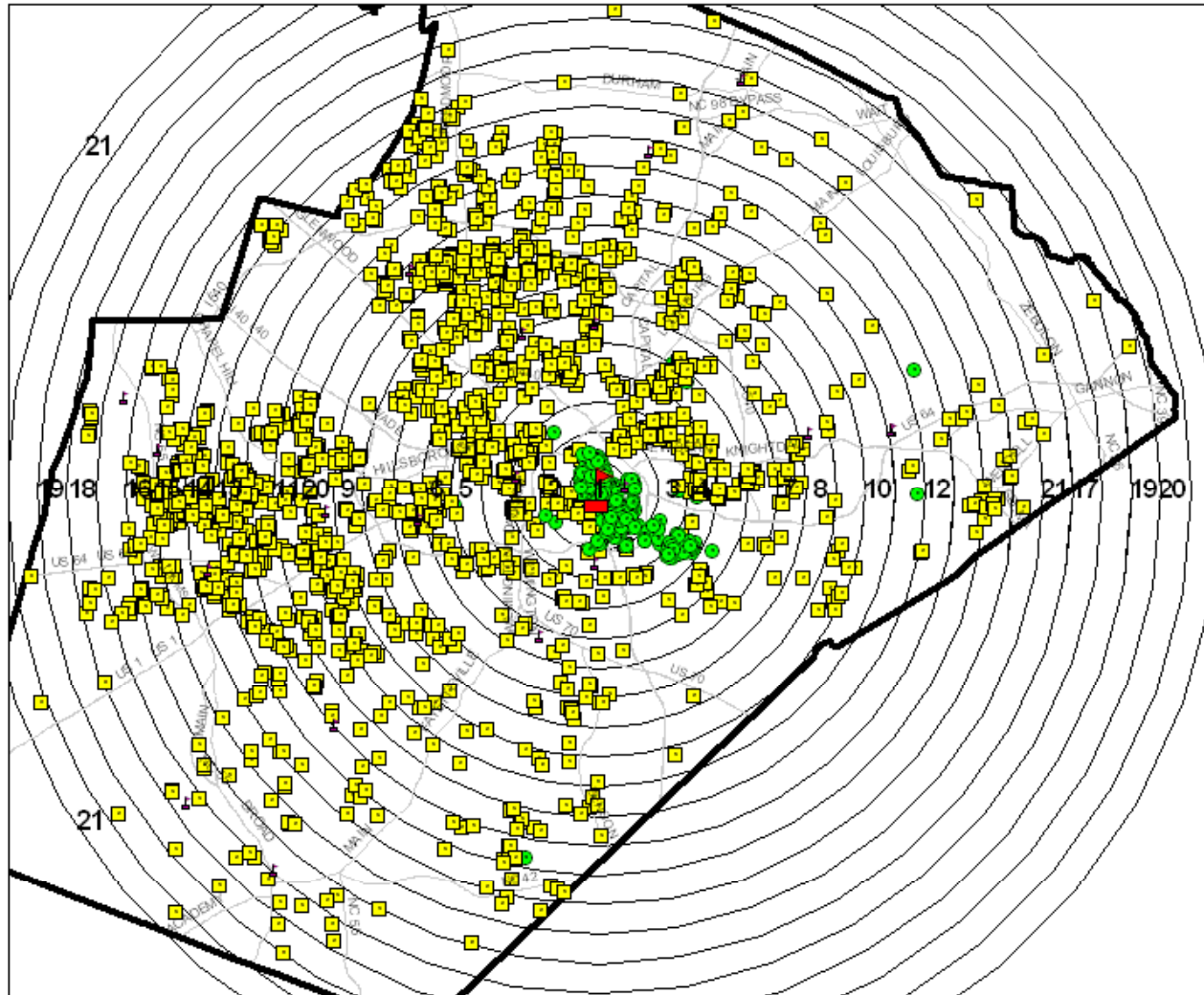
Prepared by WCPSS Growth and Planning
June 2008



WAKE COUNTY
PUBLIC SCHOOL SYSTEM

2006-2007

Enloe High School Distance to Attending School from Residence

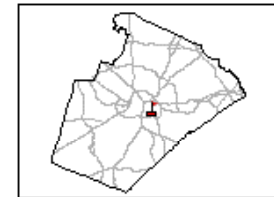


Legend

- Wake PSD High Schools
- Enloe
- County Line
- Main Highway
- Bioe High School - 2,488 Students**
- Distance to School (miles)**
- 0 Miles - 279
- 1 Miles - 281
- 2 Miles - 120
- 3 Miles - 254
- 4 Miles - 133
- 5 Miles - 159
- 6 Miles - 99
- 7 Miles - 140
- 8 Miles - 159
- 9 Miles - 150
- 10 Miles - 126
- 11 Miles - 126
- 12 Miles - 141
- 13 Miles - 134
- 14 Miles - 90
- 15 Miles - 50
- 16 Miles - 17
- 18 Miles - 25
- 19 Miles - 5
- 20 Miles - 2
- 21 Miles - 3

Attendance by Assignment of Choice

- Assignment - Base - 681
- Assignment - Exceptional Program - 18
- Choice - Mays - 1,702
- Choice - Transfer - 67
- Choice - Moved, Clay Current YR - 5



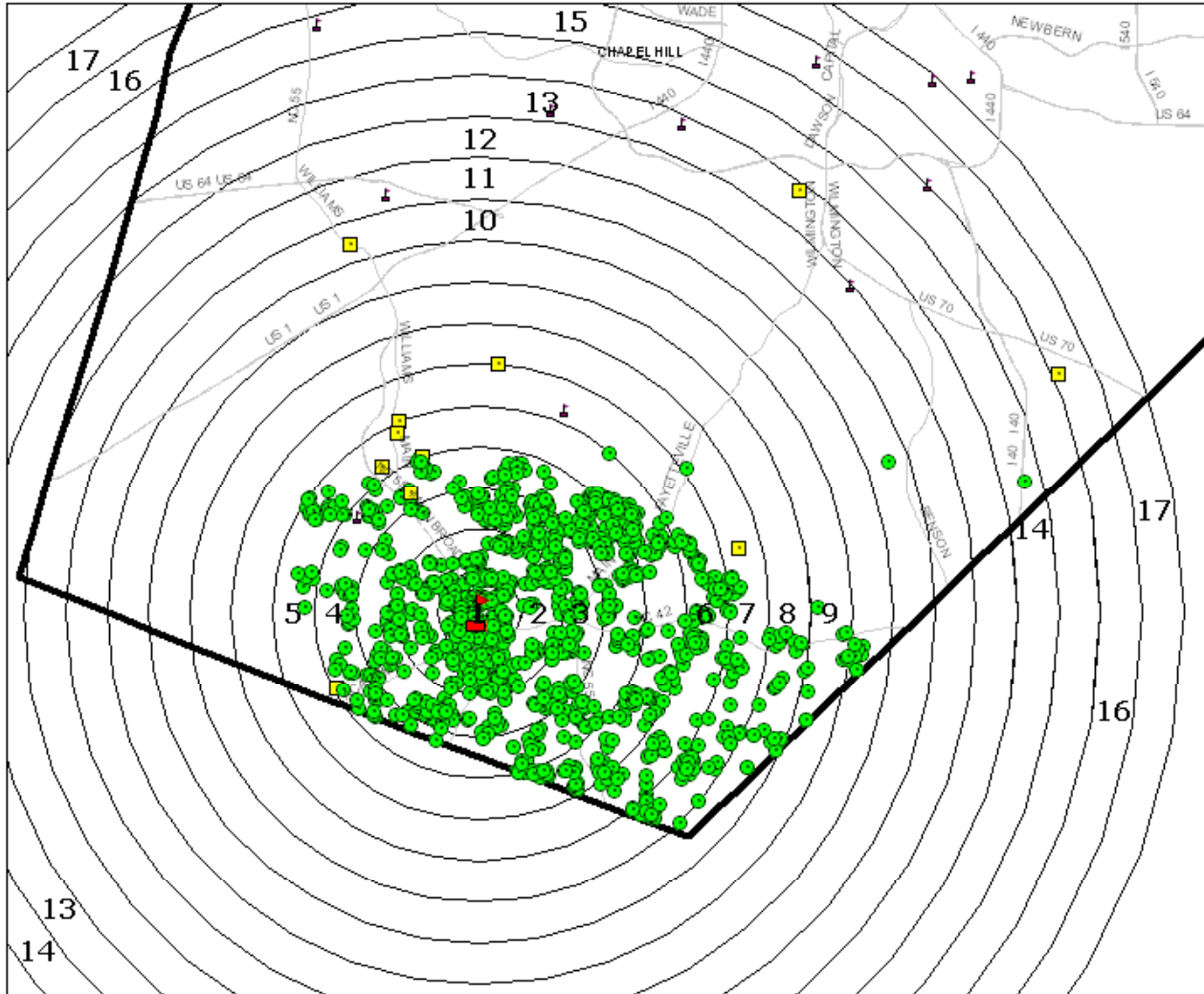
0 0.8 1.6 2.4 3.2 Miles

Prepared by WCPSS Growth and Planning
June 2008



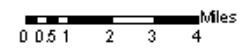
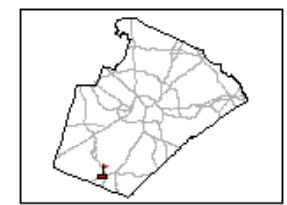
2006-2007

Fuquay-Varina High School Distance to Attending School from Residence



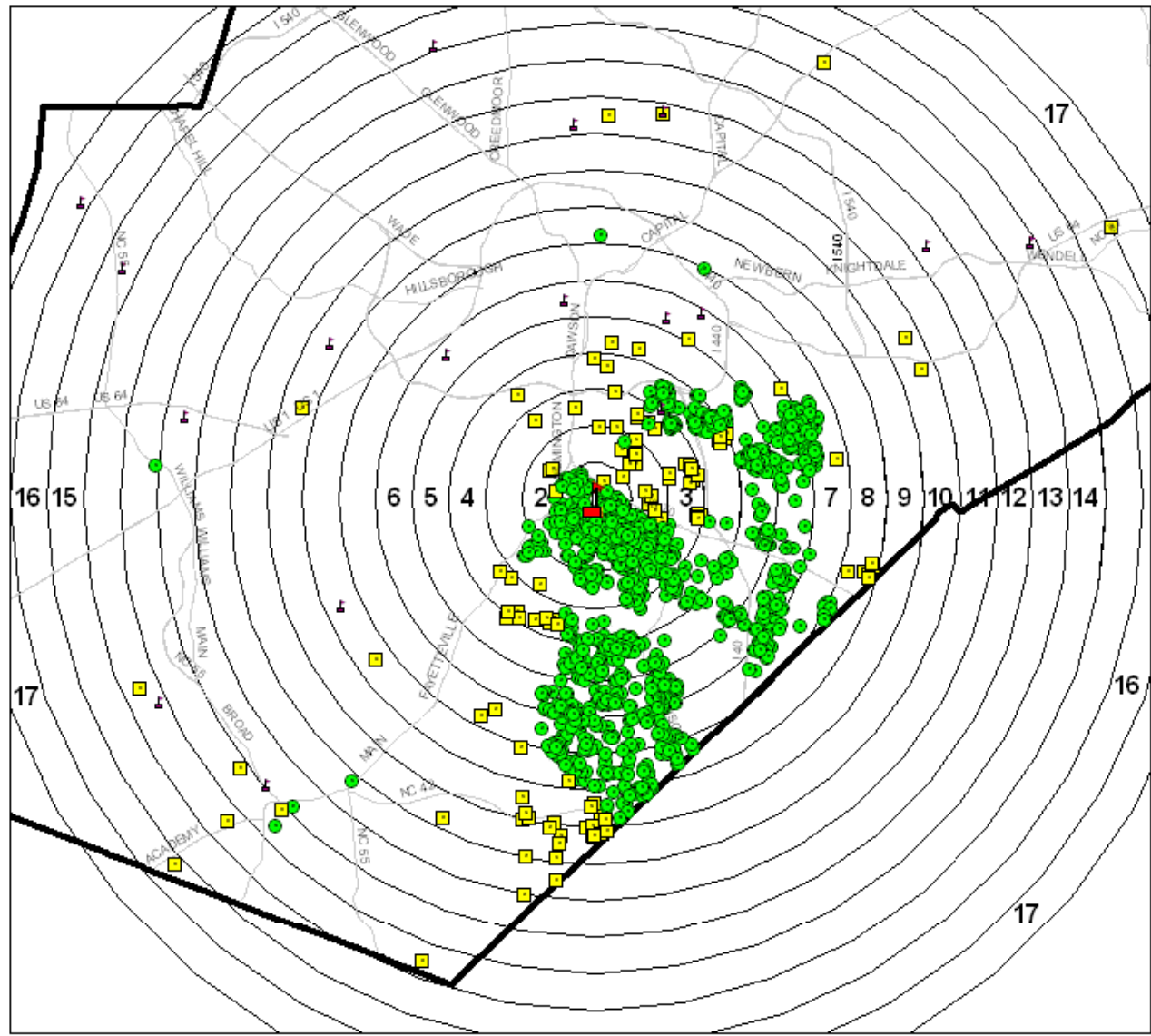
Legend

- WCPSS High Schools
- Fuquay-Varina HS
- County Line
- Main Highways
- Fuquay-Varina HS - 1,728 Students**
- Distance to School (in Miles)**
- 1 Mile - 262
- 2 Miles - 304
- 3 Miles - 360
- 4 Miles - 313
- 5 Miles - 234
- 6 Miles - 114
- 7 Miles - 86
- 8 Miles - 31
- 9 Miles - 9
- 10 Miles - 11
- 11 Miles - 1
- 13 Miles - 1
- 14 Miles - 1
- 16 Miles - 1
- Attendance by Assignment or Choice**
- Assignment-Base - 1,713
- Assignment-Exceptional Programs - 4
- Choice-Homeless - 1
- Choice-Transfer - 8
- Choice-Moved, Stay in County - 2



Prepared by WCPSS Growth and Planning
June 2008

Garner High School Distance to Attending School from Residence

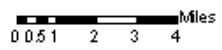


Legend

- WJF PSS High Schools
- Garner HS
- County Line
- Main Highways
- Distance to School (miles)
- 1 Mile--229
- 2 Miles--250
- 3 Miles--250
- 4 Miles--270
- 5 Miles--322
- 6 Miles--353
- 7 Miles--237
- 8 Miles--102
- 9 Miles--47
- 10 Miles--18
- 11 Miles--5
- 12 Miles--1
- 13 Miles--4
- 14 Miles--5
- 16 Miles--1
- 17 Miles--1

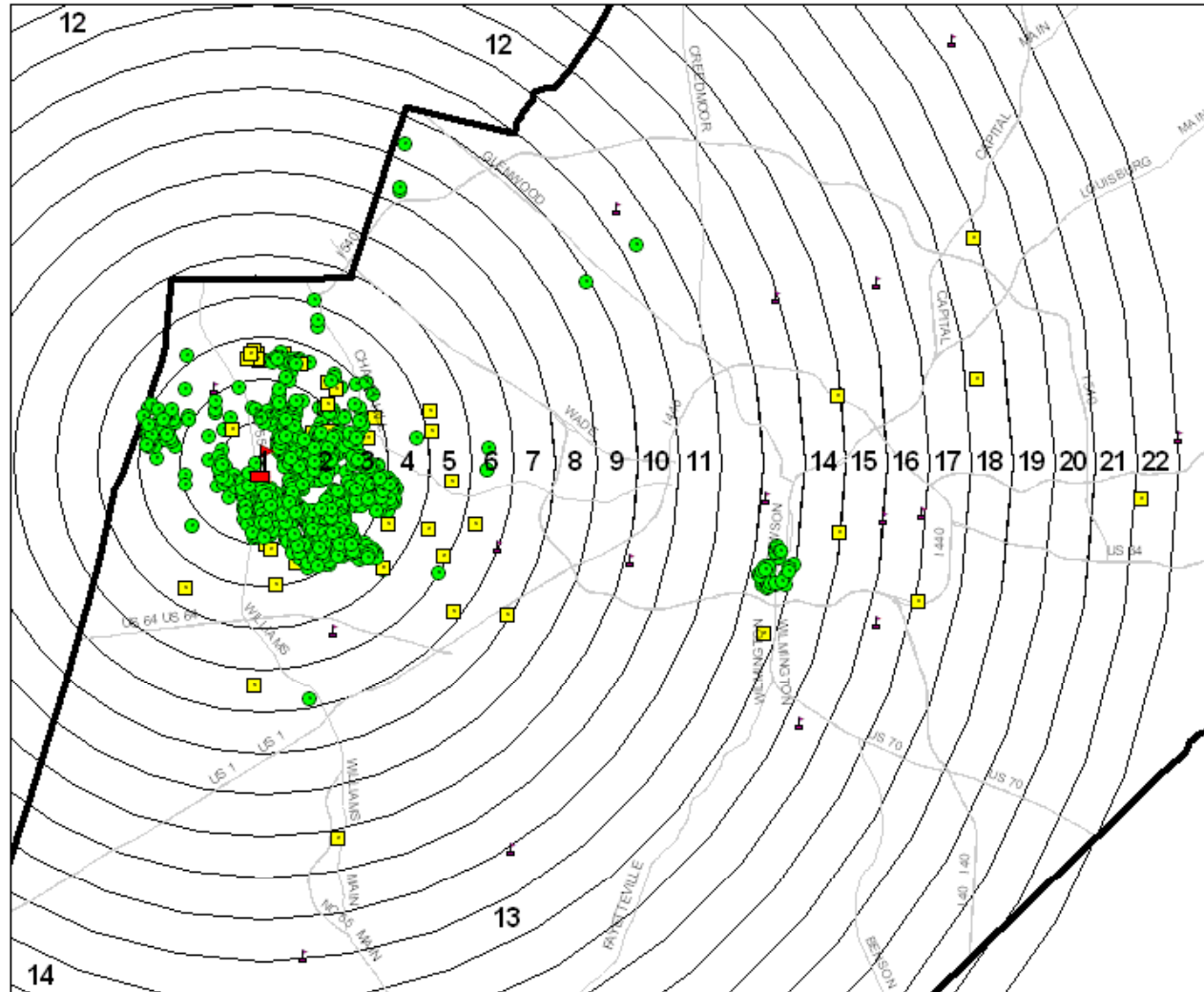
Attendance by Assignment or Choice

- Assignment--Base--1,942
- Assignment--Exceptional Programs--9
- Assignment--BSL--13
- Choice--Homeless--1
- Choice--Wayne--26
- Choice--Transfer--116
- Choice--Moved, Stay Current--8





























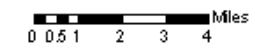
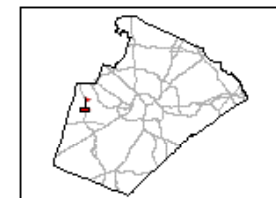
Prepared by WCPSS Growth and Planning
June 2008

Green Hope High School Distance to Attending School from Residence



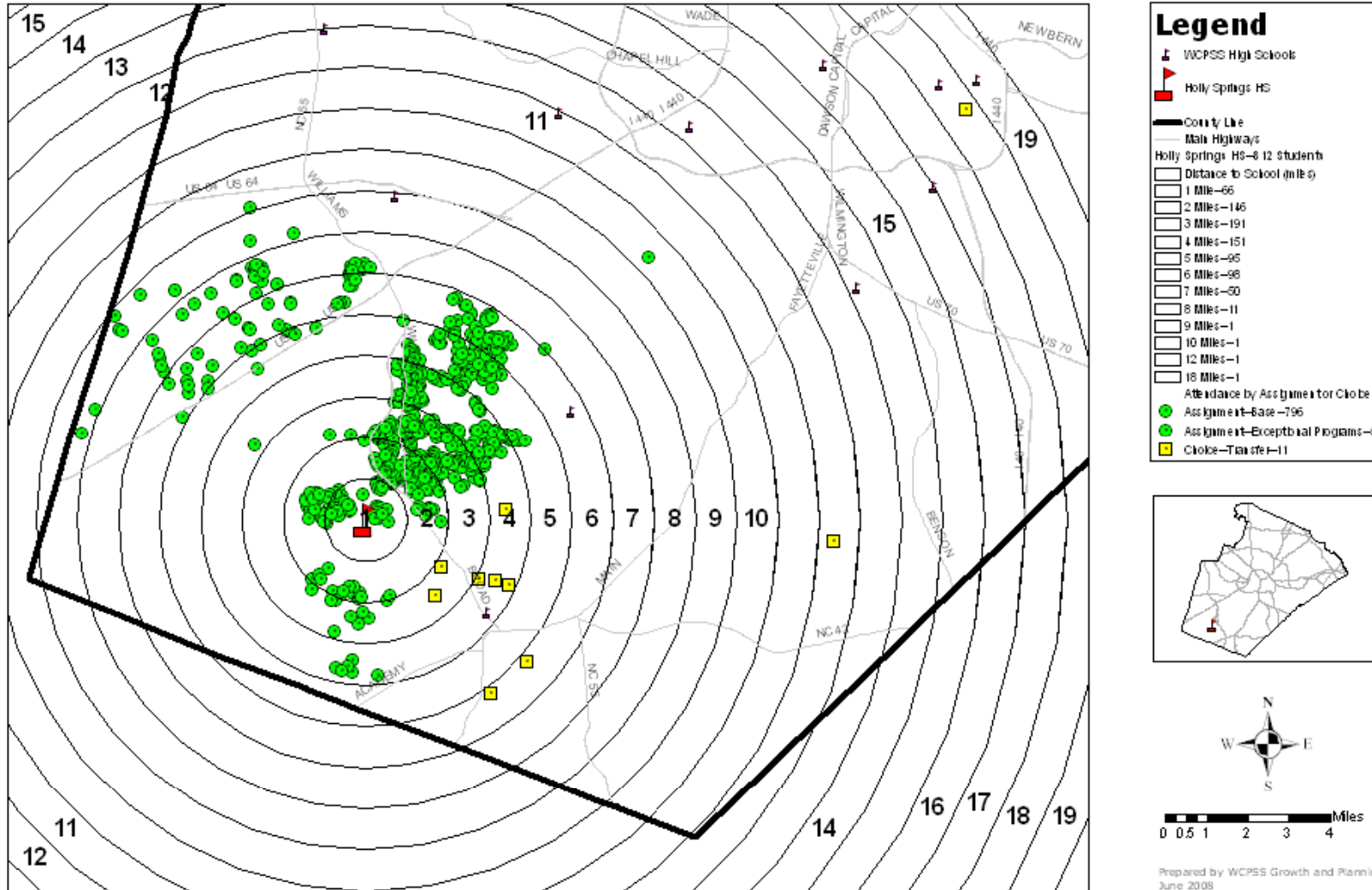
Legend

-  WCPSS High Schools
-  Green Hope HS
-  County Line
-  Main Highways
- Green Hope HS—2,052 Students
- Distance to School (in miles)
-  1 Mile—251
-  2 Miles—766
-  3 Miles—809
-  4 Miles—170
-  5 Miles—6
-  6 Miles—8
-  7 Miles—1
-  8 Miles—2
-  9 Miles—2
-  10 Miles—2
-  11 Miles—1
-  13 Miles—57
-  14 Miles—2
-  15 Miles—1
-  17 Miles—1
-  18 Miles—2
-  22 Miles—1
-  <all other values>
-  Assignment—Base—2,034
-  Assignment—Exceptional Programs—0
-  Choice—Transfer—44
-  Choice—Moved, Stay Current Yr—5

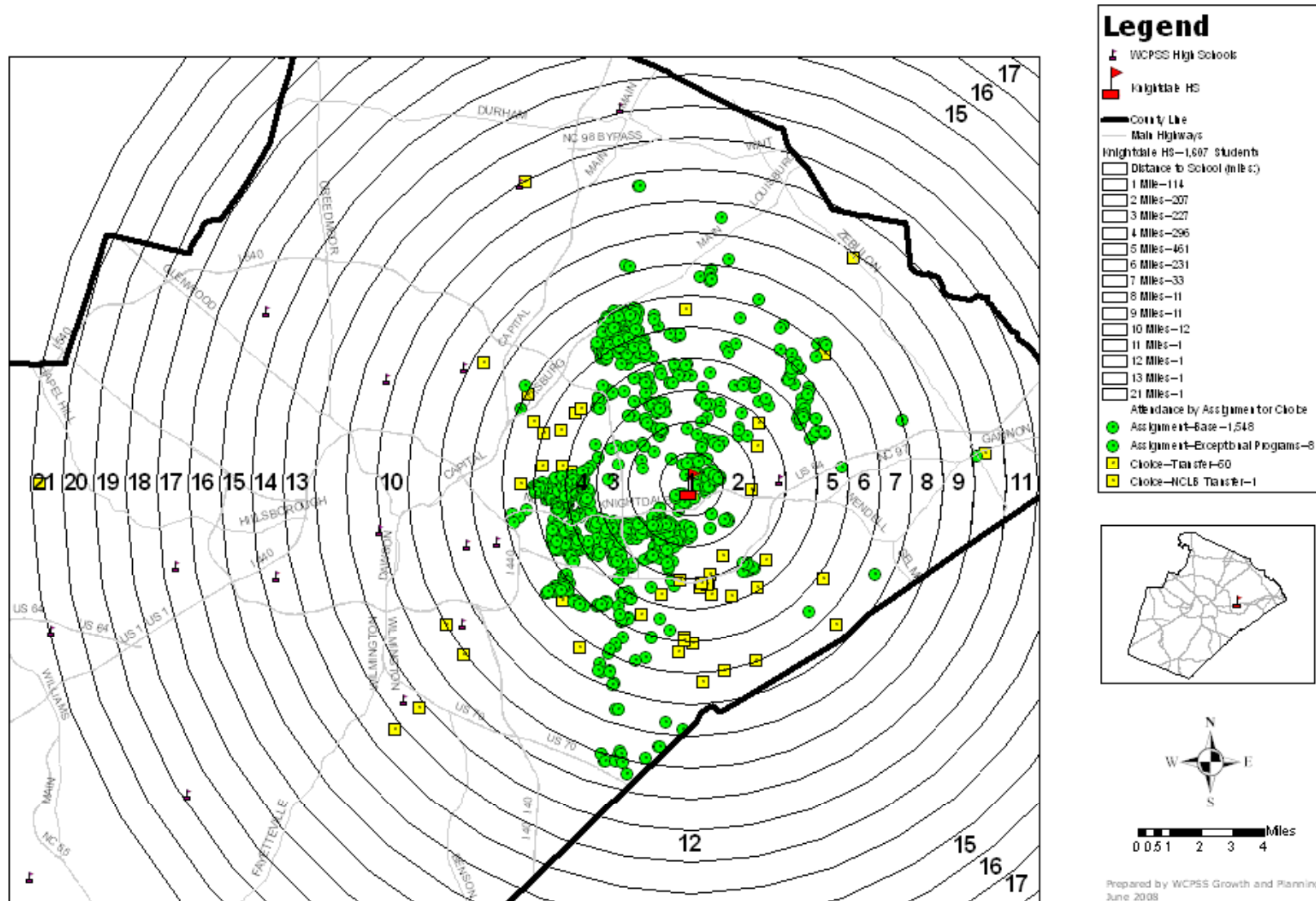


Prepared by WCPSS Growth and Planning
June 2008

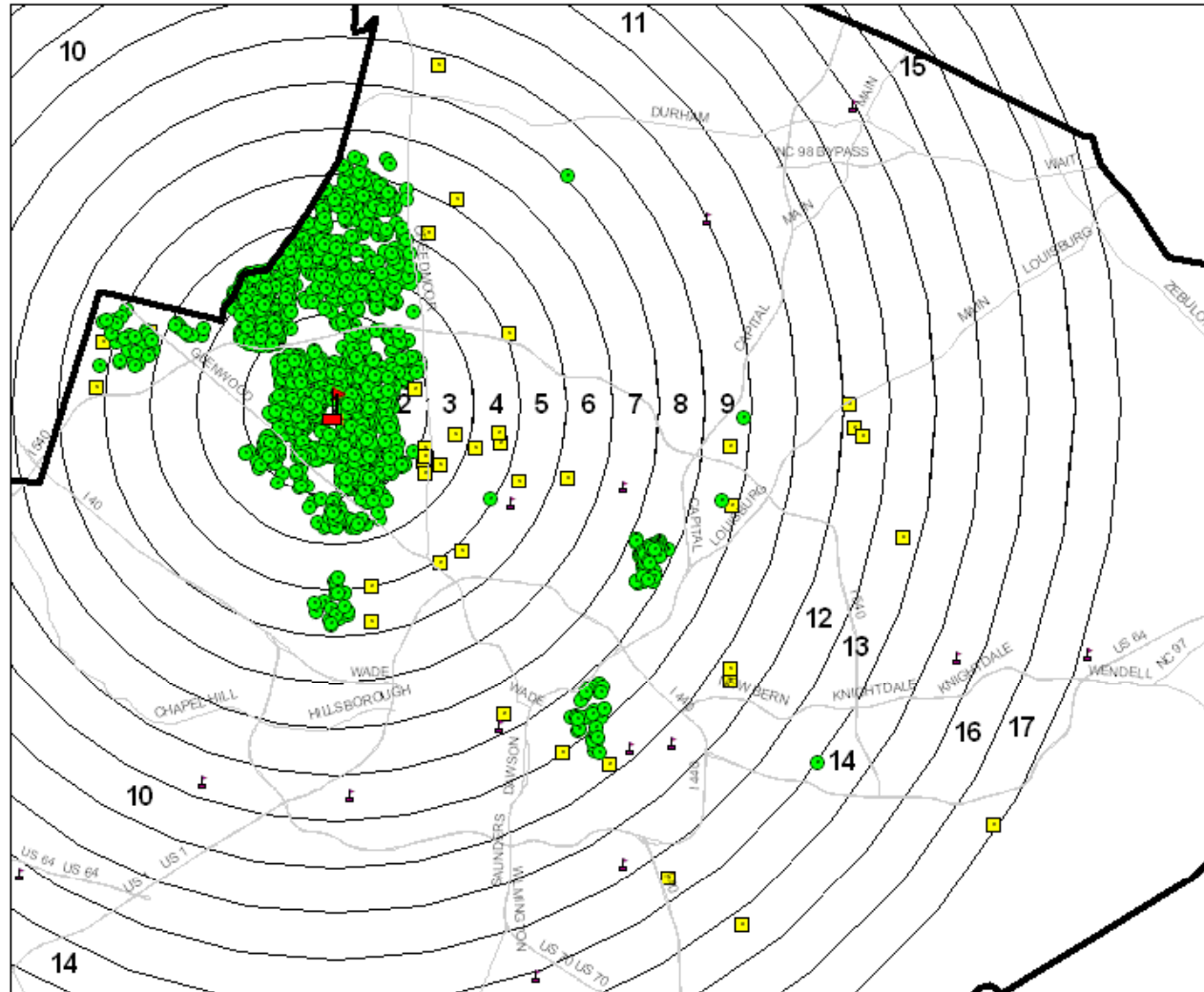
Holly Springs High School Distance to Attending School from Residence



Knightdale High School Distance to Attending School from Residence

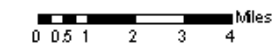
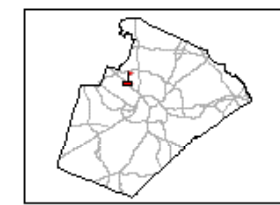


Leesville Road High School Distance to Attending School from Residence



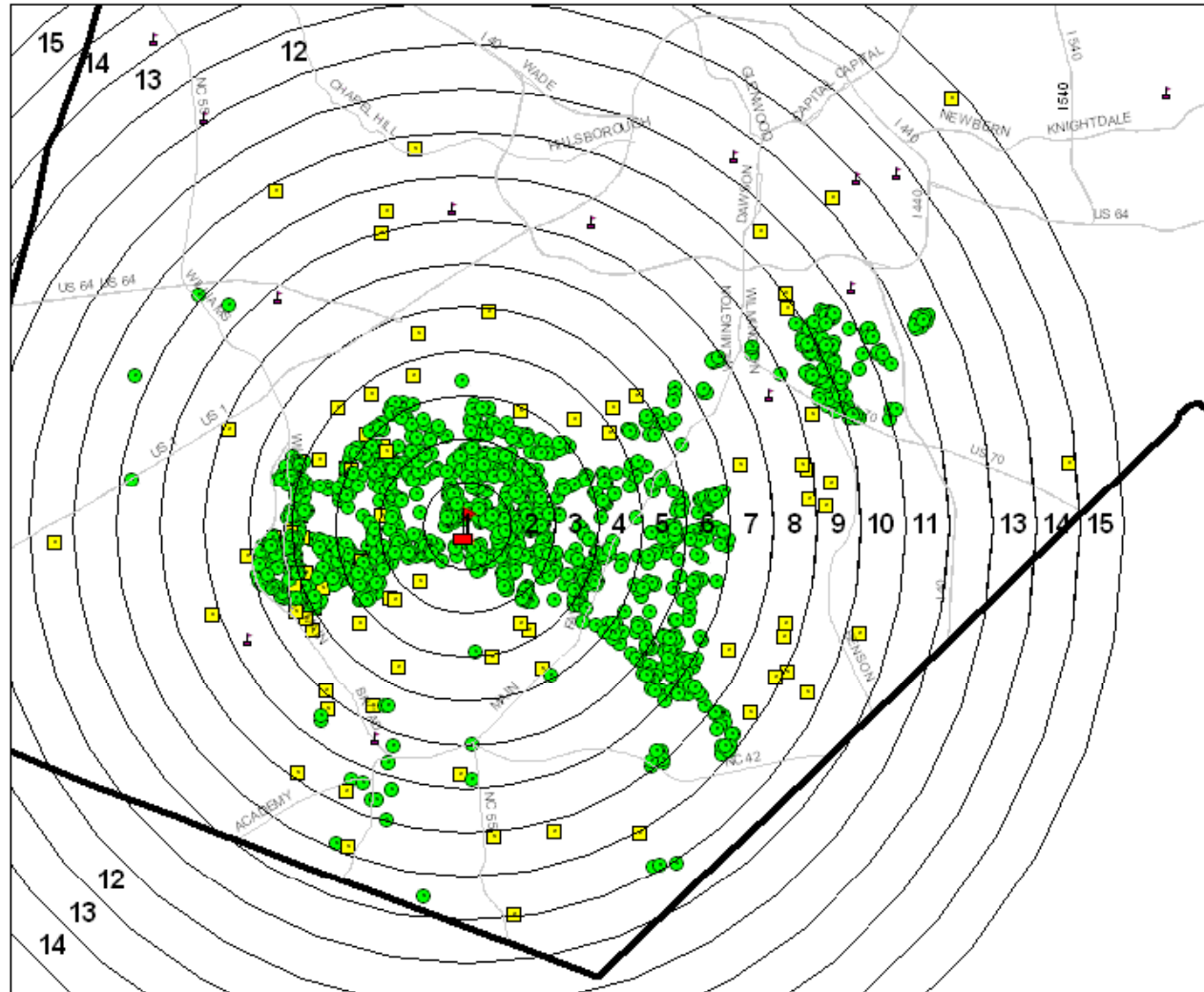
Legend

- WCPSS High Schools
- Leesville
- County Line
- Main Highways
- Leesville Road HS—2,389 Students
- Distance to School (miles)
- 1 Miles—374
- 2 Miles—702
- 3 Miles—570
- 4 Miles—331
- 5 Miles—178
- 6 Miles—26
- 8 Miles—134
- 9 Miles—90
- 10 Miles—14
- 11 Miles—2
- 12 Miles—3
- 13 Miles—2
- 14 Miles—1
- 15 Miles—1
- 17 Miles—1
- Attendance by Assignment for Choice
- Assignment—Base—2,342
- Assignment—Exceptional Programs—7
- Choice—Transfer—36
- Choice—Moved, Stay Current Yr—4



























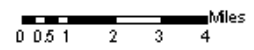
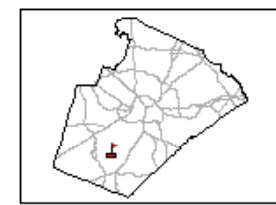
Prepared by WCPSS Growth and Planning
June 2008

Middle Creek High School Distance to Attending School from Residence



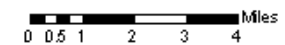
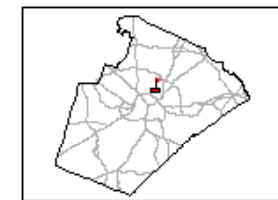
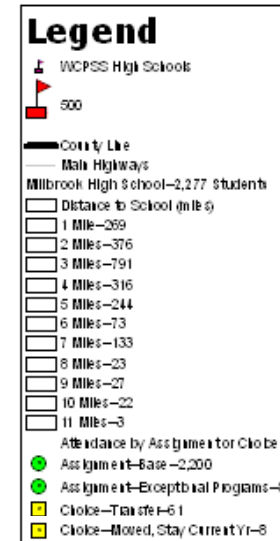
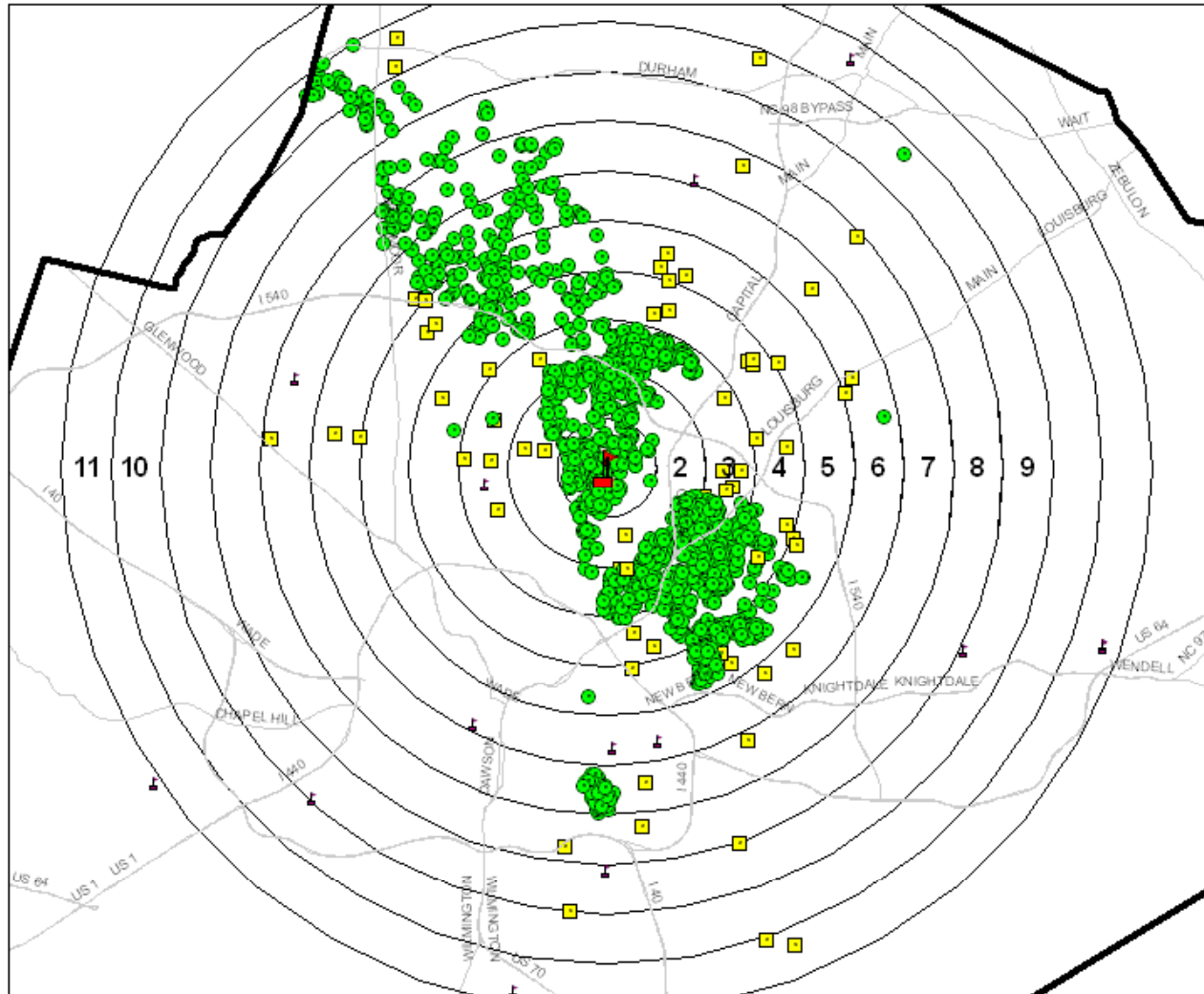
Legend

-  WCPSS High Schools
-  495
-  County Line
-  Main Highways
- Middle Creek HS—1,916 Students
- Distance to School (miles)
-  1 Mile—165
-  2 Miles—348
-  3 Miles—346
-  4 Miles—244
-  5 Miles—248
-  6 Miles—197
-  7 Miles—65
-  8 Miles—48
-  9 Miles—93
-  10 Miles—105
-  11 Miles—25
-  12 Miles—30
-  14 Miles—1
-  15 Miles—1
- Attendance by Assignment for Choice
-  Assignment—Base—1,786
-  Assignment—Exceptional Programs 005
-  Assignment—ESL—23
-  Assignment—New Student—1
-  Choice—Transfer—98
-  Choice—Moved, Stay Current Yr—3



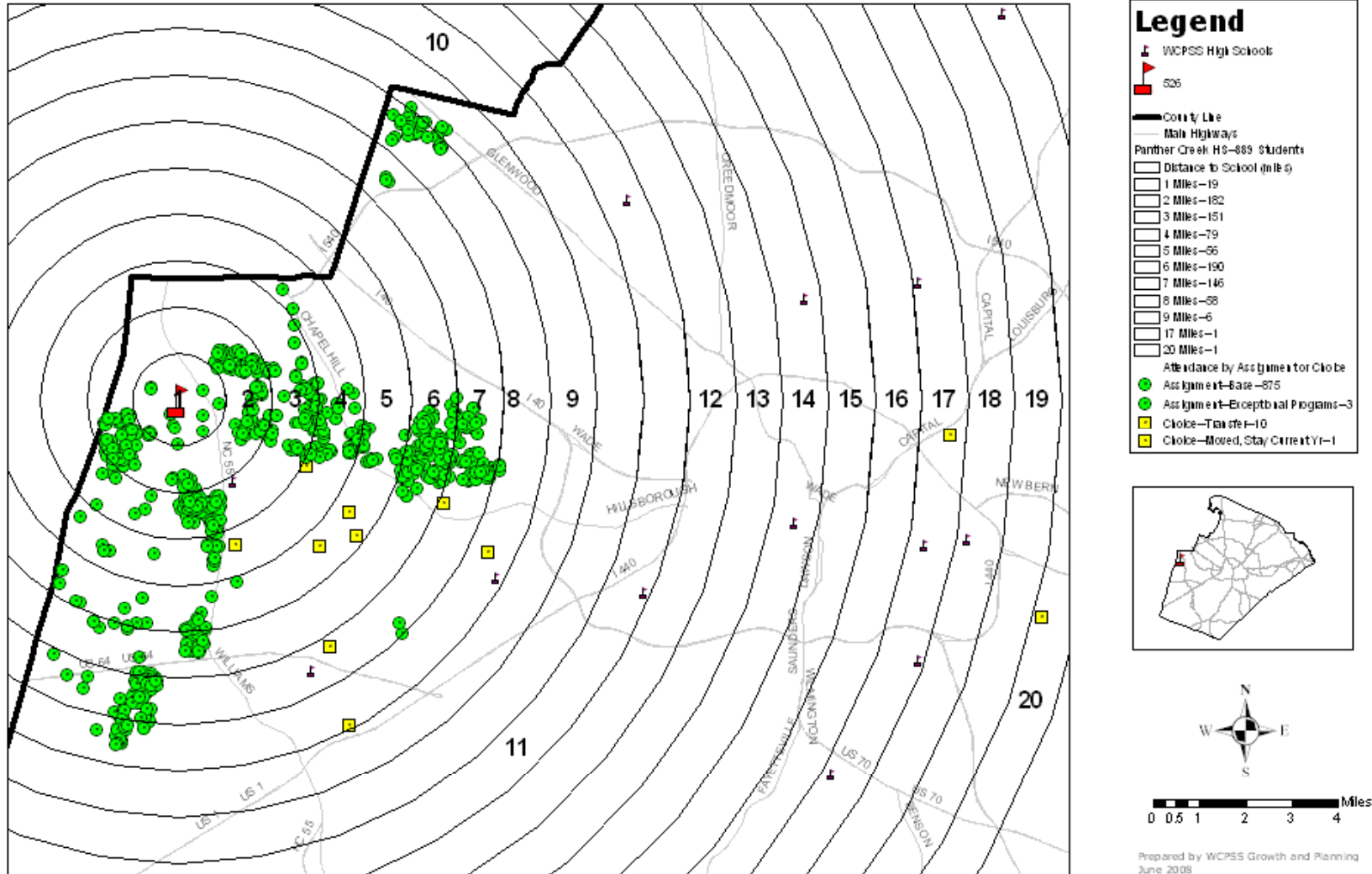
Prepared by WCPSS Growth and Planning
June 2008

Millbrook High School Distance to Attending School from Residence

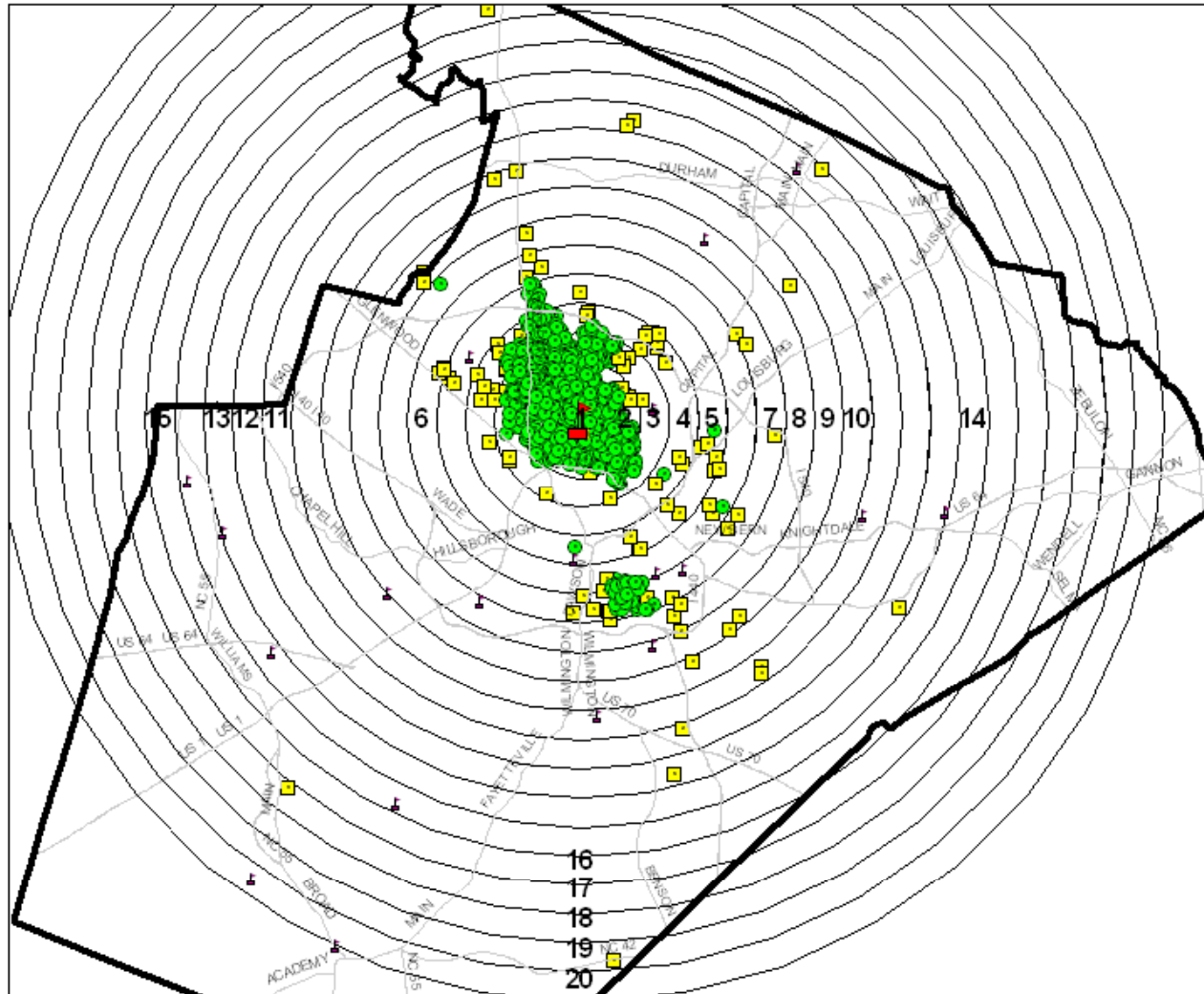


Prepared by WCPSS Growth and Planning
June 2008

Panther Creek High School Distance to Attending School from Residence



Sanderson High School Distance to Attending School from Residence

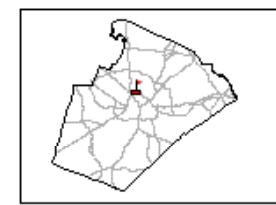


Legend

- WCPSS High Schools
- Sanderson
- County Line
- Main Highways
- Sanderson HS—2,023 Students
- Distance to School (miles)
- 1 Mile—327
- 2 Miles—722
- 3 Miles—530
- 4 Miles—156
- 5 Miles—37
- 6 Miles—81
- 7 Miles—145
- 8 Miles—5
- 9 Miles—6
- 10 Miles—1
- 11 Miles—6
- 12 Miles—2
- 13 Miles—3
- 15 Miles—1
- 17 Miles—1
- 19 Miles—1

Attendance by Assignment or Choice

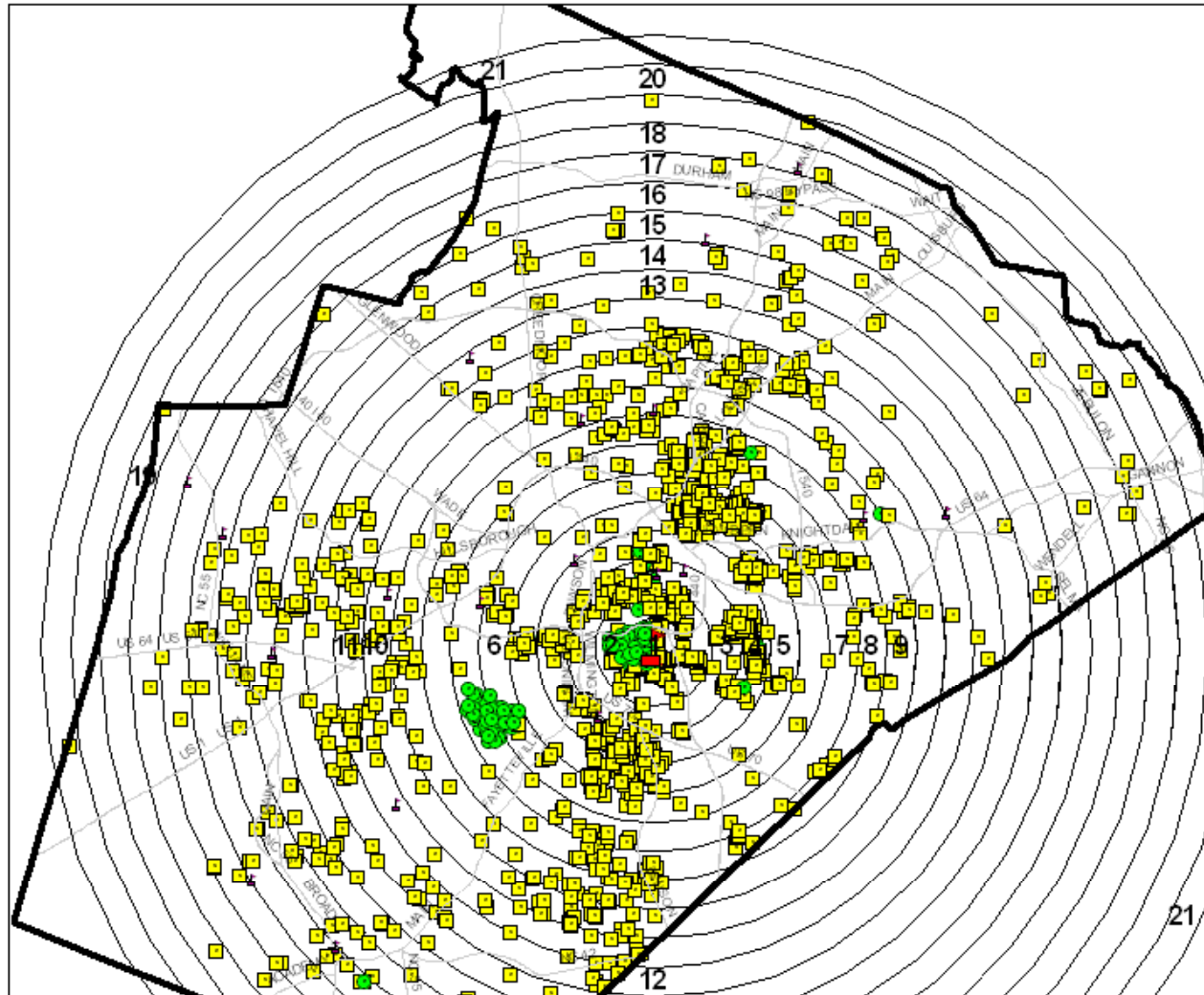
- Assignment—Base—1,907
- Assignment—Exceptional Programs—5
- Choice—Home Based—3
- Choice—Transfer—105
- Choice—Moved, Stay Current Year—3



Prepared by WCPSS Growth and Planning
June 2008

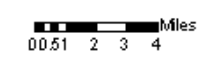
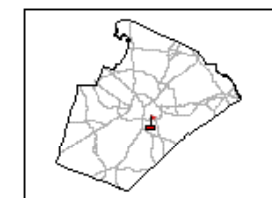


Southeast Raleigh High School Distance to Attending School from Residence



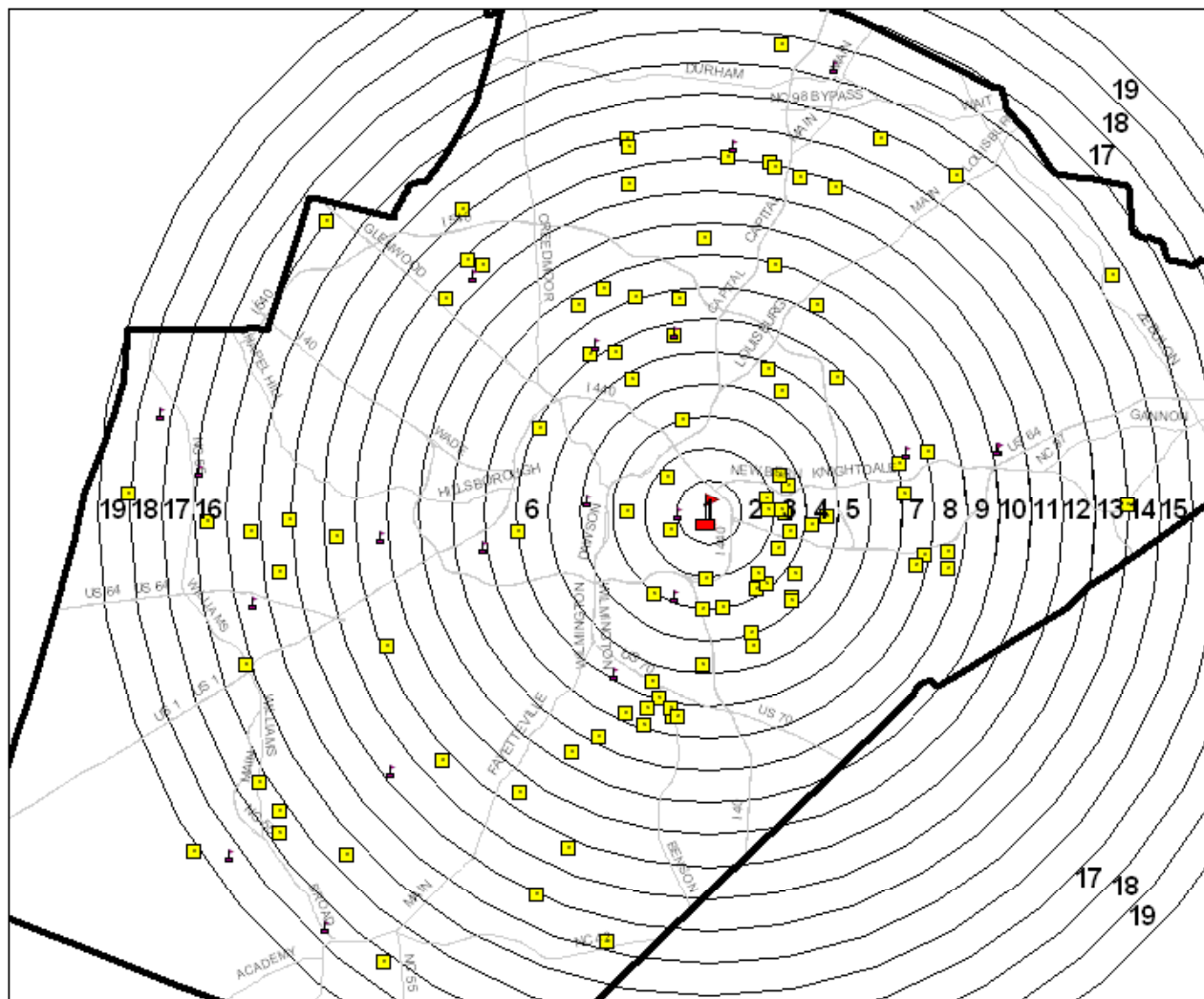
Legend

- VC PSD High Schools
- SE Raleigh
- County Line
- Main Highways
- Sources of Raleigh HS - 1998 Students
- Distance to School (miles)
- 1 Miles - 419
- 2 Miles - 182
- 3 Miles - 90
- 4 Miles - 152
- 5 Miles - 144
- 6 Miles - 177
- 7 Miles - 148
- 8 Miles - 105
- 9 Miles - 91
- 10 Miles - 92
- 11 Miles - 115
- 12 Miles - 64
- 13 Miles - 35
- 14 Miles - 60
- 15 Miles - 42
- 16 Miles - 36
- 17 Miles - 24
- 18 Miles - 14
- 19 Miles - 7
- 20 Miles - 1
- 21 Miles - 1
- Attendance by Assignment or Choice
- Assignment - Base - 515
- Assignment - Optional Programs - 11
- Choice - Baseless - 3
- Choice - Magnet w/Transportation - 1,348
- Choice - Transfer - 121
- Choice - Moved, Stay Current Yr - 1



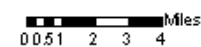
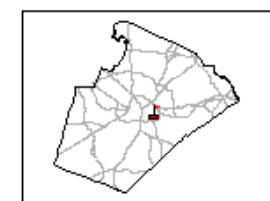
Prepared by WCPSS Growth and Planning
June 2008

Wake Early College Distance to Attending School from Residence



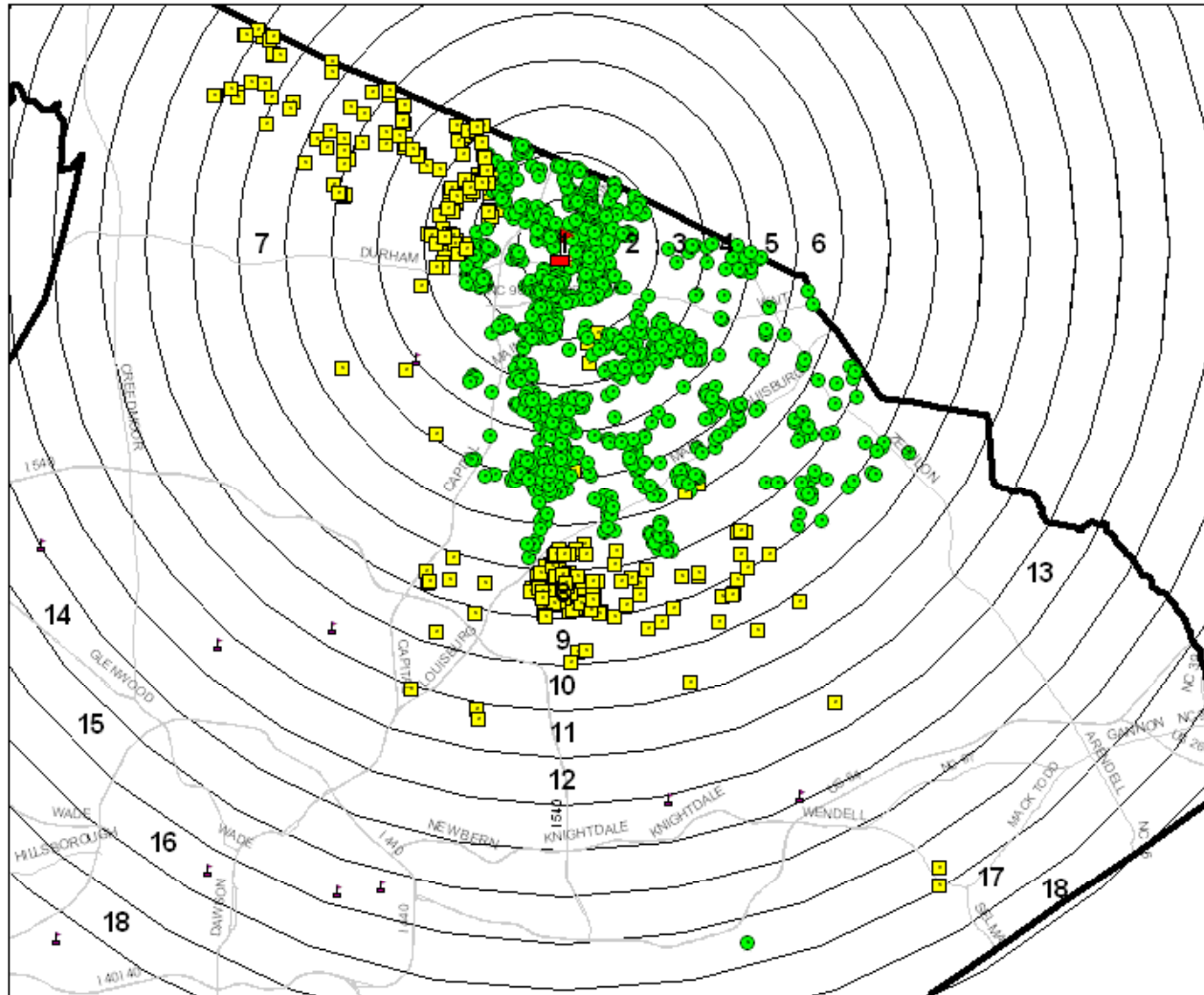
Legend

- WCPSS High School
- Wake Early College
- County Line
- Main Highways
- Wake Early College—47 Students
- Distance to School in Miles
- 2 Miles—4
- 3 Miles—13
- 4 Miles—8
- 5 Miles—5
- 6 Miles—7
- 7 Miles—12
- 8 Miles—9
- 9 Miles—2
- 10 Miles—9
- 11 Miles—7
- 12 Miles—2
- 13 Miles—2
- 14 Miles—6
- 15 Miles—4
- 16 Miles—3
- 17 Miles—3
- 18 Miles—1
- 19 Miles—1
- 20 Miles—1
- Attendance by Assignment or Choice
- Choice—Magnet—96
- Choice—Transfer—1



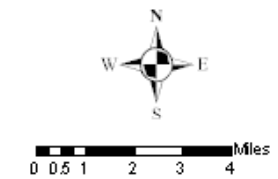
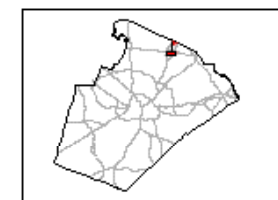
Prepared by WCPSS Growth and Planning
June 2008

Wake Forest/Rolesville High School Distance to Attending School from Residence



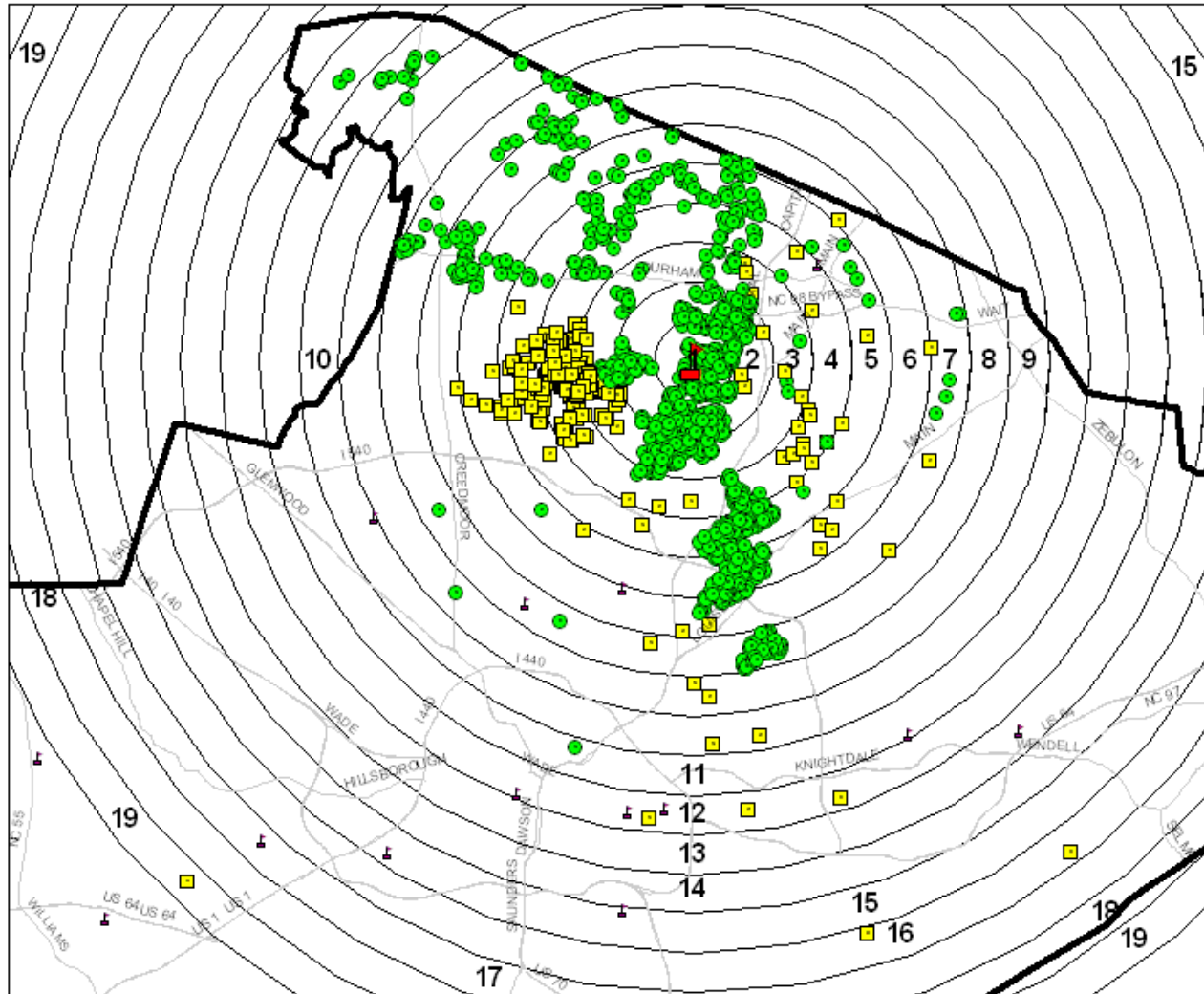
Legend

- WCPSS High Schools
- Wake Forest/Rolesville
- County Line
- Main Highways
- Wake Forest/Rolesville HS--1,889 Students
- Distance to School (miles)
- 1 Mile--279
- 2 Miles--406
- 3 Miles--251
- 4 Miles--266
- 5 Miles--256
- 6 Miles--157
- 7 Miles--95
- 8 Miles--137
- 9 Miles--34
- 10 Miles--3
- 11 Miles--3
- 12 Miles--1
- 16 Miles--3
- Attendance by Assignment or Choice
- Assignment--Base--1,588
- Assignment--Exceptional Programs--1
- Choice--Transfer--320



Prepared by WCPSS Growth and Planning
June 2008

Wakefield High School Distance to Attending School from Residence

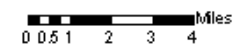
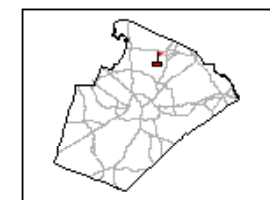


Legend

- WC PSS High Schools
- Wakefield HS
- County Line
- Main Highways
- Wakefield High School—2,367 Students
- Distance to School (in Miles)
- 1 Mile—341
- 2 Miles—487
- 3 Miles—277
- 4 Miles—253
- 5 Miles—478
- 6 Miles—244
- 7 Miles—94
- 8 Miles—148
- 9 Miles—6
- 10 Miles—6
- 11 Miles—14
- 12 Miles—6
- 16 Miles—2
- 19 Miles—1

Attendance by Assignment or Choice

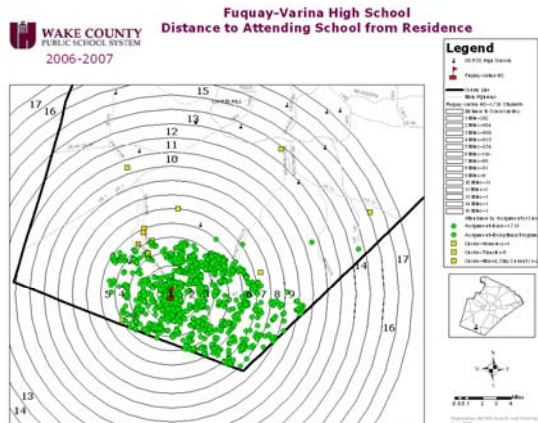
- Assignment—Base—2,099
- Assignment—Exceptional Programs—10
- Assignment—ESL—15
- Choice—Transfer—238
- Choice—Moved, Stay Current YI—5



Prepared by WCPS Growth and Planning
June 2008



Distance Analysis for High Schools 2006-07 Tables



Prepared by:
Maja Vouk, Director
Debbie Twiford, Data Analyst

Growth and Planning/Demographics
June 30, 2008

Indicator Code	Type	Indicator Label	Indicator Definition
Null	Assignment	Base	Student assigned to a school by his/her address of residence and by a corresponding school node in the G&P Assignment Plan
1	Assignment	Year-Round Track 1	Year-Round Tracks
2	Assignment	Year-Round Track 2	Year-Round Tracks
3	Assignment	Year-Round Track 3	Year-Round Tracks
4	Assignment	Year-Round Track 4	Year-Round Tracks
A	Assignment	Early child development	Early child development (4 yr olds & below) S1 = 3 yr olds S2=4 yr olds in grade
D	Assignment	Dual assignment	Dual assignment with transportation (Used for 700/701/702/703 E Wake Schools)
E	Assignment	Self-contained exceptional program out-of-base	Self-contained exceptional program assignment outside of student's base (sp programs only)
L	Assignment	ESL out-of-base	Used for ESL if placed in an ESL program out-of-base LEP status '3'
N	Assignment	New	New student /student assignment only
O	Assignment	Optional/Special	Optional students (Mt Vernon/Longview/Phillips,etc)
R	Assignment	Nonregistered	Nonregistered student/ Related services only
B	Choice	Magnet/Year-Round without transportation	Magnet/year-round assignment without transportation
C	Choice	Traditional calendar option for YR base	Traditional calendar option where yr-rd is assigned base and parents applied for a traditional calendar seat (2007-08)
F	Choice	Transfer	Student Services Transfer
G	Choice	Traditional calendar option for YR base	Traditional calendar option where yr-rd is assigned base and parent signed blue consent form for 2007-08
H	Choice	Homeless	Homeless (Nonbase students) Base students HM (plus year)
J	Choice	Transfer	Year-round students transportation nodes moved from West Lake Elem to Oak Grove Elem (2003-04) students remaining at West Lake with transportation
M	Choice	Magnet	Magnet assignment in transportation patt
T	Choice	Transfer	Transfer student
U	Choice	Transfer	Student moved during year, remain at current school until the end of the current year.
W	Choice	Transfer	NCLB Transfer students
Y	Choice	Year-Round	Year-Round assignment in transportation pattern
9	Choice	Tuition	Tuition student who resides outside of Wake County with parent/guardian.

**Distance Analysis
2006-2007**

Apex High School	Total Students	By Assignment		By Choice	
		O - Base Assignment	E - Special Programs	T - Transfer Student	U - Moved, Remain for Current Year
1 Mile Radius Ring (0.00-1.00 miles)	361	361			
2 Mile Radius Ring (1.01-2.00 miles)	789	786		3	
3 Mile Radius Ring (2.01-3.00 miles)	714	692	1	20	1
4 Mile Radius Ring (3.01-4.00 miles)	148	130		18	
5 Mile Radius Ring (4.01-5.00 miles)	67	51		15	1
6 Mile Radius Ring(5.01-6.00 miles)	34	27	2	5	
7 Mile Radius Ring (6.01-7.00 miles)	14	11		3	
8 Mile Radius Ring (7.01-8.00 miles)	8	5		2	1
9 Mile Radius Ring (8.01-9.00 miles)	5	4	1		
10 Mile Radius Ring (9.01-10.00 miles)	52	48		4	
11 Mile Radius Ring (10.01-11.00 miles)	21	20		1	
12 Mile Radius Ring (11.01-12.00 miles)	1			1	
Total	2,214	2,135	4	72	3
		96.4%	0.2%	3.3%	0.1%

By Assignment	2,139	96.6%
By Choice	75	3.4%
Within 5-Mile Assignment	2,021	94.5%

**Distance Analysis
2006-2007**

Athens Drive High School	Total Students	By Assignment			By Choice		
		O - Base Assignment	E - Special Programs	L - ESL Out-of-Base	H - Homeless	T - Transfer Student	U - Moved, Remain for Current Year
1 Mile Radius Ring (0.00-1.00 miles)	181	181					
2 Mile Radius Ring (1.01-2.00 miles)	393	393					
3 Mile Radius Ring (2.01-3.00 miles)	253	249				4	
4 Mile Radius Ring (3.01-4.00 miles)	369	360	4			4	1
5 Mile Radius Ring (4.01-5.00 miles)	270	253	1			16	
6 Mile Radius Ring(5.01-6.00 miles)	173	143	5	2	1	22	
7 Mile Radius Ring (6.01-7.00 miles)	184	136		9		39	
8 Mile Radius Ring (7.01-8.00 miles)	50	11	5	22		11	1
9 Mile Radius Ring (8.01-9.00 miles)	15		5	6		4	
10 Mile Radius Ring (9.01-10.00 miles)	11		2	3		6	
11 Mile Radius Ring (10.01-11.00 miles)	4		3			1	
15 Mile Radius Ring (14.01-15 miles)	1		1				
20 Mile Radius Ring (19.01-20 miles)	1					1	
21 Mile Radius Ring (20.01-21 miles)	1		1				
Total	1,906	1,726	27	42	1	108	2
		90.6%	1.4%	2.2%	0.1%	5.7%	0.1%

By Assignment	1,795	94.2%
By Choice	111	5.8%
Within 5-Mile Assignment	1,441	80.3%

**Distance Analysis
2006-2007**

Broughton High School	Total Students	By Assignment		By Choice				
		O - Base Assignment	B - Magnet (No Transportation)	F - Student Services Transfer	H - Homeless	M - Magnet (w/Transportation)	T - Transfer Student	U - Moved, Remain for Current Year
1 Mile Radius Ring (0.00-1.00 miles)	124	124						
2 Mile Radius Ring (1.01-2.00 miles)	402	395				4	3	
3 Mile Radius Ring (2.01-3.00 miles)	358	347				4	4	3
4 Mile Radius Ring (3.01-4.00 miles)	315	252	1	1	1	38	21	1
5 Mile Radius Ring (4.01-5.00 miles)	340	242				52	45	1
6 Mile Radius Ring(5.01-6.00 miles)	229	18	1			102	107	1
7 Mile Radius Ring (6.01-7.00 miles)	83		1			66	14	2
8 Mile Radius Ring (7.01-8.00 miles)	85		4			65	15	1
9 Mile Radius Ring (8.01-9.00 miles)	61		1			53	7	
10 Mile Radius Ring (9.01-10.00 miles)	66		1			55	10	
11 Mile Radius Ring (10.01-11.00 miles)	34		1			30	3	
12 Mile Radius Ring (11.01-12.00 miles)	45					37	8	
13 Mile Radius Ring (12.01-13.00 miles)	8					8		
14 Mile Radius Ring (13.01-14.00 miles)	4					3	1	
15 Mile Radius Ring (14.01-15.00 miles)	6					4	2	
16 Mile Radius Ring (15.01-16.00 miles)	2					1	1	
18 Mile Radius Ring (17.01-18.00 miles)	3					3		
20 Mile Radius Ring (19.01-20.00 miles)	1						1	
Total	2,166	1,378	10	1	1	525	242	9
		63.6%	0.5%	0.0%	0.0%	24.2%	11.2%	0.4%

By Assignment	1,378	63.6%
By Choice	788	36.4%
Within 5-Mile Assignment	1,360	98.7%

**Distance Analysis
2006-2007**

Cary High School	Total Students	By Assignment		By Choice	
		O - Base Assignment	E - Special Programs	T - Transfer Student	U - Moved, Remain for Current Year
1 Mile Radius Ring (0.00-1.00 miles)	403	403			
2 Mile Radius Ring (1.01-2.00 miles)	787	761		26	
3 Mile Radius Ring (2.01-3.00 miles)	549	525		23	1
4 Mile Radius Ring (3.01-4.00 miles)	209	189	1	18	1
5 Mile Radius Ring (4.01-5.00 miles)	33	17	1	14	1
6 Mile Radius Ring (5.01-6.00 miles)	28	11	2	14	1
7 Mile Radius Ring (6.01-7.00 miles)	11	3		8	
8 Mile Radius Ring (7.01-8.00 miles)	54	50		4	
9 Mile Radius Ring (8.01-9.00 miles)	2			2	
10 Mile Radius Ring (9.01-10.00 miles)	2			2	
11 Mile Radius Ring (10.01-11.00 miles)	2			1	1
12 Mile Radius Ring (11.01-12.00 miles)	2			2	
13 Mile Radius Ring (12.01-13.00 miles)	6			6	
14 Mile Radius Ring (13.01-14.00 miles)	1			1	
15 Mile Radius Ring (14.01-15.00 miles)	1			1	
16 Mile Radius Ring (15.01-16.00 miles)	2		1	1	
17 Mile Radius Ring (16.01-17.00 miles)	1			1	
21 Mile Radius Ring (20.01-21.00 miles)	1			1	
Total	2,094	1,959	5	125	5
		93.6%	0.2%	6.0%	0.2%

By Assignment	1,964	93.8%
By Choice	130	6.2%
Within 5-Mile Assignment	1,897	96.6%

**Distance Analysis
2006-2007**

East Wake High School	Total Students	By Assignment		By Choice		
		O - Base Assignment	E - Special Programs	H - Homeless	T - Transfer Student	U - Moved, Remain for Current Year
1 Mile Radius Ring (0.00-1.00 miles)	11	11				
2 Mile Radius Ring (1.01-2.00 miles)	71	70			1	
3 Mile Radius Ring (2.01-3.00 miles)	89	85			4	
4 Mile Radius Ring (3.01-4.00 miles)	193	186	2		5	
5 Mile Radius Ring (4.01-5.00 miles)	247	241	2		4	
6 Mile Radius Ring (5.01-6.00 miles)	87	83	1		3	
7 Mile Radius Ring (6.01-7.00 miles)	107	104			3	
8 Mile Radius Ring (7.01-8.00 miles)	36	33			1	2
9 Mile Radius Ring (8.01-9.00 miles)	37	36	1			
10 Mile Radius Ring (9.01-10.00 miles)	4	4				
11 Mile Radius Ring (10.01-11.00 miles)	2			2		
Total	884	853	6	2	21	2
		96.5%	0.7%	0.2%	2.4%	0.2%

By Assignment	859	97.2%
By Choice	25	2.8%
Within 5-Mile Assignment	597	69.5%

**Distance Analysis
2006-2007**

East Wake School of Health/Science	Total Students	By Assignment	By Choice
		D - Dual Assignment w/Transportation	T - Transfer Student
1 Mile Radius Ring (0.00-1.00 miles)	4	4	
2 Mile Radius Ring (1.01-2.00 miles)	28	27	1
3 Mile Radius Ring (2.01-3.00 miles)	34	32	2
4 Mile Radius Ring (3.01-4.00 miles)	69	65	4
5 Mile Radius Ring (4.01-5.00 miles)	96	94	2
6 Mile Radius Ring (5.01-6.00 miles)	43	43	
7 Mile Radius Ring (6.01-7.00 miles)	47	47	
8 Mile Radius Ring (7.01-8.00 miles)	27	26	1
9 Mile Radius Ring (8.01-9.00 miles)	19	19	
10 Mile Radius Ring (9.01-10.00 miles)	1	1	
11 Mile Radius Ring (10.01-11.00 miles)	1		1
17 Mile Radius Ring (16.01-17.00 miles)	1		1
Total	370	358	12
		96.8%	3.2%

By Assignment	358	96.8%
By Choice	12	3.2%
Within 5-Mile Assignment	222	62.0%

**Distance Analysis
2006-2007**

East Wake School of Integrated Technology	Total Students	By Assignment	By Choice	
		D - Dual Assignment w/Transportation	T - Transfer Student	U - Moved, Remain for Current Year
2 Mile Radius Ring (1.01-2.00 miles)	14	14		
3 Mile Radius Ring (2.01-3.00 miles)	24	24		
4 Mile Radius Ring (3.01-4.00 miles)	51	50	1	
5 Mile Radius Ring (4.01-5.00 miles)	79	79		
6 Mile Radius Ring(5.01-6.00 miles)	19	18	1	
7 Mile Radius Ring (6.01-7.00 miles)	30	30		
8 Mile Radius Ring (7.01-8.00 miles)	16	14	1	1
9 Mile Radius Ring (8.01-9.00 miles)	10	10		
10 Mile Radius Ring (9.01-10.00 miles)	1		1	
13 Mile Radius Ring (12.01-13.00 miles)	1		1	
Total	245	239	5	1
		97.6%	2.0%	0.4%

By Assignment	239	97.6%
By Choice	6	2.4%
Within 5-Mile Assignment	167	69.9%

**Distance Analysis
2006-2007**

Enloe High School	Total Students	By Assignment		By Choice		
		O - Base Assignment	E - Special Programs	M - Magnet (w/Transportation)	T - Transfer Student	U - Moved, Remain for Current Year
1 Mile Radius Ring (0.00-1.00 miles)	279	267		8	4	
2 Mile Radius Ring (1.01-2.00 miles)	281	239	5	30	7	
3 Mile Radius Ring (2.01-3.00 miles)	120	28	3	79	9	1
4 Mile Radius Ring (3.01-4.00 miles)	254	146	3	91	12	2
5 Mile Radius Ring (4.01-5.00 miles)	133	1	2	120	10	
6 Mile Radius Ring(5.01-6.00 miles)	159		2	149	8	
7 Mile Radius Ring (6.01-7.00 miles)	99			95	4	
8 Mile Radius Ring (7.01-8.00 miles)	140			135	5	
9 Mile Radius Ring (8.01-9.00 miles)	159			154	5	
10 Mile Radius Ring (9.01-10.00 miles)	150			147	3	
11 Mile Radius Ring (10.01-11.00 miles)	126		1	121	4	
12 Mile Radius Ring (11.01-12.00 miles)	126		1	124	1	
13 Mile Radius Ring (12.01-13.00 miles)	141		1	133	6	1
14 Mile Radius Ring (13.01-14.00 miles)	134			129	5	
15 Mile Radius Ring (14.01-15.00 miles)	90			89	1	
16 Mile Radius Ring (15.01-16.00 miles)	50			47	3	
17 Mile Radius Ring (16.01-17.00 miles)	17			17		
18 Mile Radius Ring (17.01-18.00 miles)	25			24		1
19 Mile Radius Ring (18.01-19.00 miles)	5			5		
20 Mile Radius Ring (19.01-20.00 miles)	2			2		
21 Mile Radius Ring (20.01-21.00 miles)	3			3		
Total	2,493	681	18	1,702	87	5
		27.3%	0.7%	68.3%	3.5%	0.2%

By Assignment	699	28.0%
By Choice	1,794	72.0%
Within 5-Mile Assignment	694	99.3%

**Distance Analysis
2006-2007**

Fuquay-Varina High School	Total Students	By Assignment		By Choice		
		O - Base Assignment	E - Special Programs	H - Homeless	T - Transfer Student	U - Moved, Remain for Current Year
1 Mile Radius Ring (0.00-1.00 miles)	262	262				
2 Mile Radius Ring (1.01-2.00 miles)	304	304				
3 Mile Radius Ring (2.01-3.00 miles)	360	360				
4 Mile Radius Ring (3.01-4.00 miles)	313	311			1	1
5 Mile Radius Ring (4.01-5.00 miles)	234	230	1		3	
6 Mile Radius Ring(5.01-6.00 miles)	114	113				1
7 Mile Radius Ring (6.01-7.00 miles)	86	83	1		2	
8 Mile Radius Ring (7.01-8.00 miles)	31	31				
9 Mile Radius Ring (8.01-9.00 miles)	9	9				
10 Mile Radius Ring (9.01-10.00 miles)	11	10			1	
11 Mile Radius Ring (10.01-11.00 miles)	1		1			
13 Mile Radius Ring (12.01-13.00 miles)	1			1		
14 Mile Radius Ring (13.01-14.00 miles)	1		1			
16 Mile Radius Ring (15.01-16.00 miles)	1				1	
Total	1,728	1,713	4	1	8	2
		99.1%	0.2%	0.1%	0.5%	0.1%

By Assignment	1,717	99.4%
By Choice	11	0.6%
Within 5-Mile Assignment	1,468	85.5%

**Distance Analysis
2006-2007**

Garner High School	Total Students	By Assignment			By Choice			
		O - Base Assignment	E - Special Programs	L - ESL Out-of-Base	H - Homeless	M - Magnet (w/Transportation)	T - Transfer Student	U - Moved, Remain for Current Year
1 Mile Radius Ring (0.00-1.00 miles)	229	228						1
2 Mile Radius Ring (1.01-2.00 miles)	260	238	2			1	18	1
3 Mile Radius Ring (2.01-3.00 miles)	260	224		2		1	30	3
4 Mile Radius Ring (3.01-4.00 miles)	270	231	1	11		6	21	
5 Mile Radius Ring (4.01-5.00 miles)	322	312				1	8	1
6 Mile Radius Ring (5.01-6.00 miles)	353	351					1	1
7 Mile Radius Ring (6.01-7.00 miles)	237	234				2	1	
8 Mile Radius Ring (7.01-8.00 miles)	102	89	2			5	5	1
9 Mile Radius Ring (8.01-9.00 miles)	47	35				4	8	
10 Mile Radius Ring (9.01-10.00 miles)	18					1	17	
11 Mile Radius Ring (10.01-11.00 miles)	5		1		1	1	2	
12 Mile Radius Ring (11.01-12.00 miles)	1		1					
13 Mile Radius Ring (12.01-13.00 miles)	4		2			2		
14 Mile Radius Ring (13.01-14.00 miles)	5					2	3	
16 Mile Radius Ring (15.01-16.00 miles)	1							1
17 Mile Radius Ring (16.01-17.00 miles)	1							1
Total	2,115	1,942	9	13	1	26	116	8
		91.8%	0.4%	0.6%	0.0%	1.2%	5.5%	0.4%

By Assignment	1,964	92.9%
By Choice	151	7.1%
Within 5-Mile Assignment	1,249	63.6%

**Distance Analysis
2006-2007**

Green Hope High School	Total Students	By Assignment		By Choice	
		O - Base Assignment	E - Special Programs	T - Transfer Student	U - Moved, Remain for Current Year
1 Mile Radius Ring (0.00-1.00 miles)	261	261			
2 Mile Radius Ring (1.01-2.00 miles)	766	759		5	2
3 Mile Radius Ring (2.01-3.00 miles)	809	790		17	2
4 Mile Radius Ring (3.01-4.00 miles)	170	163	2	4	1
5 Mile Radius Ring (4.01-5.00 miles)	6	1		5	
6 Mile Radius Ring(5.01-6.00 miles)	8		5	3	
7 Mile Radius Ring (6.01-7.00 miles)	1			1	
8 Mile Radius Ring (7.01-8.00 miles)	2	2			
9 Mile Radius Ring (8.01-9.00 miles)	2	1	1		
10 Mile Radius Ring (9.01-10.00 miles)	2			2	
11 Mile Radius Ring (10.01-11.00 miles)	1		1		
13 Mile Radius Ring (12.01-13.00 miles)	57	56		1	
14 Mile Radius Ring (13.01-14.00 miles)	2	1		1	
15 Mile Radius Ring (14.01-15.00 miles)	1			1	
17 Mile Radius Ring (16.01-17.00 miles)	1			1	
18 Mile Radius Ring (17.01-18.00 miles)	2			2	
22 Mile Radius Ring (21.01-22.00 miles)	1			1	
Total	2,092	2,034	9	44	5
		97.2%	0.4%	2.1%	0.2%

By Assignment	2,043	97.7%
By Choice	49	2.3%
Within 5-Mile Assignment	1,976	96.7%

**Distance Analysis
2006-2007**

Holly Springs High School	Total Students	By Assignment		By Choice
		O - Base Assignment	E - Special Programs	T - Transfer Student
1 Mile Radius Ring (0.00-1.00 miles)	66	66		
2 Mile Radius Ring (1.01-2.00 miles)	146	146		
3 Mile Radius Ring (2.01-3.00 miles)	191	189		2
4 Mile Radius Ring (3.01-4.00 miles)	151	146		5
5 Mile Radius Ring (4.01-5.00 miles)	95	95		
6 Mile Radius Ring(5.01-6.00 miles)	98	96		2
7 Mile Radius Ring (6.01-7.00 miles)	50	49	1	
8 Mile Radius Ring (7.01-8.00 miles)	11	9	2	
9 Mile Radius Ring (8.01-9.00 miles)	1		1	
10 Mile Radius Ring (9.01-10.00 miles)	1		1	
12 Mile Radius Ring (11.01-12.00 miles)	1			1
18 Mile Radius Ring (17.01-18.00 miles)	1			1
Total	812	796	5	11
		98.0%	0.6%	1.4%

By Assignment	801	98.6%
By Choice	11	1.4%
Within 5-Mile Assignment	642	80.1%

**Distance Analysis
2006-2007**

Knightdale High School	Total Students	By Assignment		By Choice	
		O - Base Assignment	E - Special Programs	T - Transfer Student	W - Transfer NCLB
1 Mile Radius Ring (0.00-1.00 miles)	114	114			
2 Mile Radius Ring (1.01-2.00 miles)	207	206		1	
3 Mile Radius Ring (2.01-3.00 miles)	227	222	1	4	
4 Mile Radius Ring (3.01-4.00 miles)	296	285		11	
5 Mile Radius Ring (4.01-5.00 miles)	461	452	1	8	
6 Mile Radius Ring(5.01-6.00 miles)	231	217	2	12	
7 Mile Radius Ring (6.01-7.00 miles)	33	27	2	4	
8 Mile Radius Ring (7.01-8.00 miles)	11	9	1	1	
9 Mile Radius Ring (8.01-9.00 miles)	11	7		4	
10 Mile Radius Ring (9.01-10.00 miles)	12	9	1	2	
11 Mile Radius Ring (10.01-11.00 miles)	1			1	
12 Mile Radius Ring (11.01-12.00 miles)	1				1
13 Mile Radius Ring (12.01-13.00 miles)	1			1	
21 Mile Radius Ring (20.01-21.00 miles)	1			1	
Total	1,607	1,548	8	50	1
		96.3%	0.5%	3.1%	0.1%

By Assignment	1,556	96.8%
By Choice	51	3.2%
Within 5-Mile Assignment	1,281	82.3%

**Distance Analysis
2006-2007**

Leesville Road High School	Total Students	By Assignment		By Choice	
		O - Base Assignment	E - Special Programs	T - Transfer Student	U - Moved, Remain for Current Year
1 Mile Radius Ring (0.00-1.00 miles)	374	374			
2 Mile Radius Ring (1.01-2.00 miles)	702	700	1	1	
3 Mile Radius Ring (2.01-3.00 miles)	570	562		8	
4 Mile Radius Ring (3.01-4.00 miles)	331	327	1	3	
5 Mile Radius Ring (4.01-5.00 miles)	178	169	1	7	1
6 Mile Radius Ring(5.01-6.00 miles)	26	21		5	
8 Mile Radius Ring (7.01-8.00 miles)	134	131	1	2	
9 Mile Radius Ring (8.01-9.00 miles)	50	45	2	3	
10 Mile Radius Ring (9.01-10.00 miles)	14	13			1
11 Mile Radius Ring (10.01-11.00 miles)	2			2	
12 Mile Radius Ring (11.01-12.00 miles)	3			2	1
13 Mile Radius Ring (12.01-13.00 miles)	2			1	1
14 Mile Radius Ring (13.01-14.00 miles)	1		1		
15 Mile Radius Ring (14.01-15.00 miles)	1			1	
17 Mile Radius Ring (16.01-17.00 miles)	1			1	
Total	2,389	2,342	7	36	4
		98.0%	0.3%	1.5%	0.2%

By Assignment	2,349	98.3%
By Choice	40	1.7%
Within 5-Mile Assignment	2,135	90.9%

**Distance Analysis
2006-2007**

Middle Creek High School	Total Students	By Assignment				By Choice	
		O - Base Assignment	E - Special Programs	L - ESL Out-of-Base	N - New Student	T - Transfer Student	U - Moved, Remain for Current Year
1 Mile Radius Ring (0.00-1.00 miles)	165	165					
2 Mile Radius Ring (1.01-2.00 miles)	348	344				4	
3 Mile Radius Ring (2.01-3.00 miles)	346	330	1			14	1
4 Mile Radius Ring (3.01-4.00 miles)	244	218	1	2		22	1
5 Mile Radius Ring (4.01-5.00 miles)	248	226		3		19	
6 Mile Radius Ring (5.01-6.00 miles)	197	187		5	1	4	
7 Mile Radius Ring (6.01-7.00 miles)	65	51		8		6	
8 Mile Radius Ring (7.01-8.00 miles)	48	34	1	1		11	1
9 Mile Radius Ring (8.01-9.00 miles)	93	77	2	3		11	
10 Mile Radius Ring (9.01-10.00 miles)	105	100		1		4	
11 Mile Radius Ring (10.01-11.00 miles)	25	25					
12 Mile Radius Ring (11.01-12.00 miles)	30	29				1	
14 Mile Radius Ring (13.01-14.00 miles)	1					1	
15 Mile Radius Ring (14.01-15.00 miles)	1					1	
Total	1,916	1,786	5	23	1	98	3
		93.2%	0.3%	1.2%	0.1%	5.1%	0.2%

By Assignment	1,815	94.7%
By Choice	101	5.3%
Within 5-Mile Assignment	1,290	71.1%

**Distance Analysis
2006-2007**

Millbrook High School	Total Students	By Assignment		By Choice	
		O - Base Assignment	E - Special Programs	T - Transfer Student	U - Moved, Remain for Current Year
1 Mile Radius Ring (0.00-1.00 miles)	269	269			
2 Mile Radius Ring (1.01-2.00 miles)	376	372		4	
3 Mile Radius Ring (2.01-3.00 miles)	791	777	1	11	2
4 Mile Radius Ring (3.01-4.00 miles)	316	298	4	12	2
5 Mile Radius Ring (4.01-5.00 miles)	244	228	1	12	3
6 Mile Radius Ring (5.01-6.00 miles)	73	65	1	6	1
7 Mile Radius Ring (6.01-7.00 miles)	133	127		6	
8 Mile Radius Ring (7.01-8.00 miles)	23	20		3	
9 Mile Radius Ring (8.01-9.00 miles)	27	24	1	2	
10 Mile Radius Ring (9.01-10.00 miles)	22	19		3	
11 Mile Radius Ring (10.01-11.00 miles)	3	1		2	
Total	2,277	2,200	8	61	8
		96.6%	0.4%	2.7%	0.4%

By Assignment	2,208	97.0%
By Choice	69	3.0%
Within 5-Mile Assignment	1,950	88.3%

**Distance Analysis
2006-2007**

Panther Creek High School	Total Students	By Assignment		By Choice	
		O - Base Assignment	E - Special Programs	T - Transfer Student	U - Moved, Remain for Current Year
1 Mile Radius Ring (0.00-1.00 miles)	19	19			
2 Mile Radius Ring (1.01-2.00 miles)	182	182			
3 Mile Radius Ring (2.01-3.00 miles)	151	151			
4 Mile Radius Ring (3.01-4.00 miles)	79	77		1	1
5 Mile Radius Ring (4.01-5.00 miles)	56	52	1	3	
6 Mile Radius Ring (5.01-6.00 miles)	190	190			
7 Mile Radius Ring (6.01-7.00 miles)	146	142	2	2	
8 Mile Radius Ring (7.01-8.00 miles)	58	56		2	
9 Mile Radius Ring (8.01-9.00 miles)	6	6			
17 Mile Radius Ring (16.01-17.00 miles)	1			1	
20 Mile Radius Ring (19.01-20.00 miles)	1			1	
Total	889	875	3	10	1
		98.4%	0.3%	1.1%	0.1%

By Assignment	878	98.8%
By Choice	11	1.2%
Within 5-Mile Assignment	482	54.9%

**Distance Analysis
2006-2007**

Sanderson High School	Total Students	By Assignment		By Choice		
		O - Base Assignment	E - Special Programs	H - Homeless	T - Transfer Student	U - Moved, Remain for Current Year
1 Mile Radius Ring (0.00-1.00 miles)	327	327				
2 Mile Radius Ring (1.01-2.00 miles)	722	716		1	5	
3 Mile Radius Ring (2.01-3.00 miles)	530	519			10	1
4 Mile Radius Ring (3.01-4.00 miles)	156	130	1		23	2
5 Mile Radius Ring (4.01-5.00 miles)	37	20	2	1	14	
6 Mile Radius Ring(5.01-6.00 miles)	81	69	1	1	10	
7 Mile Radius Ring (6.01-7.00 miles)	145	126	1		18	
8 Mile Radius Ring (7.01-8.00 miles)	5				5	
9 Mile Radius Ring (8.01-9.00 miles)	6				6	
10 Mile Radius Ring (9.01-10.00 miles)	1				1	
11 Mile Radius Ring (10.01-11.00 miles)	5				5	
12 Mile Radius Ring (11.01-12.00 miles)	2				2	
13 Mile Radius Ring (12.01-13.00 miles)	3				3	
15 Mile Radius Ring (14.01-15.00 miles)	1				1	
17 Mile Radius Ring (16.01-17.00 miles)	1				1	
19 Mile Radius Ring (18.01-19.00 miles)	1				1	
Total	2,023	1,907	5	3	105	3
		94.3%	0.2%	0.1%	5.2%	0.1%

By Assignment	1,912	94.5%
By Choice	111	5.5%
Within 5-Mile Assignment	1,715	89.7%

**Distance Analysis
2006-2007**

Southeast Raleigh High School	Total Students	By Assignment		By Choice			
		O - Base Assignment	E - Special Programs	H - Homeless	M - Magnet w/Transportation	T - Transfer Student	U - Moved, Remain for Current Year
1 Mile Radius Ring (0.00-1.00 miles)	419	355		1	26	37	
2 Mile Radius Ring (1.01-2.00 miles)	182	77	1		67	37	
3 Mile Radius Ring (2.01-3.00 miles)	90		3	1	82	3	1
4 Mile Radius Ring (3.01-4.00 miles)	152		3		144	5	
5 Mile Radius Ring (4.01-5.00 miles)	144		1		135	8	
6 Mile Radius Ring (5.01-6.00 miles)	177	34		1	138	4	
7 Mile Radius Ring (6.01-7.00 miles)	148	49			95	4	
8 Mile Radius Ring (7.01-8.00 miles)	106		1		103	2	
9 Mile Radius Ring (8.01-9.00 miles)	91				90	1	
10 Mile Radius Ring (9.01-10.00 miles)	92		1		87	4	
11 Mile Radius Ring (10.01-11.00)	115				110	5	
12 Mile Radius Ring (11.01-12.00)	64				64		
13 Mile Radius Ring (12.01-13.00)	35				35		
14 Mile Radius Ring (13.01-14.00)	60				56	4	
15 Mile Radius Ring (14.01-15.00)	42				41	1	
16 Mile Radius Ring (15.01-16.00)	36		1		30	5	
17 Mile Radius Ring (16.01-17.00)	24				24		
18 Mile Radius Ring (17.01-18.00)	14				13	1	
19 Mile Radius Ring (18.01-19.00)	7				7		
21 Mile Radius Ring (20.01-21.00)	1				1		
Total	1,999	515	11	3	1,348	121	1
		25.8%	0.6%	0.2%	67.4%	6.1%	0.1%

By Assignment	526	26.3%
By Choice	1,473	73.7%
Within 5-Mile Assignment	440	83.7%

**Distance Analysis
2006-2007**

Wake Early College	Total Students	By Choice	
		M - Magnet w/Transportation	T - Transfer Student
2 Mile Radius Ring (1.01-2.00 miles)	4	4	
3 Mile Radius Ring (2.01-3.00 miles)	13	13	
4 Mile Radius Ring (3.01-4.00 miles)	8	8	
5 Mile Radius Ring (4.01-5.00 miles)	5	5	
6 Mile Radius Ring(5.01-6.00 miles)	7	6	1
7 Mile Radius Ring (6.01-7.00 miles)	12	12	
8 Mile Radius Ring (7.01-8.00 miles)	9	9	
9 Mile Radius Ring (8.01-9.00 miles)	2	2	
11 Mile Radius Ring (10.01-11.00 miles)	9	9	
12 Mile Radius Ring (11.01-12.00 miles)	7	7	
13 Mile Radius Ring (12.01-13.00 miles)	2	2	
14 Mile Radius Ring (13.01-14.00 miles)	6	6	
15 Mile Radius Ring (14.01-15.00 miles)	4	4	
16 Mile Radius Ring (15.01-16.00 miles)	3	3	
17 Mile Radius Ring (16.01-17.00 miles)	3	3	
18 Mile Radius Ring (17.01-18.00 miles)	1	1	
19 Mile Radius Ring (18.01-19.00 miles)	1	1	
20 Mile Radius Ring (19.01-20.00 miles)	1	1	
Total	97	96	1
		99.0%	1.0%

By Assignment	0	0.0%
By Choice	97	100.0%
Within 5-Mile Assignment	0	0.0%

**Distance Analysis
2006-2007**

Wake Forest/Rolesville High School	Total Students	By Assignment		By Choice
		O - Base Assignment	E - Special Programs	T - Transfer Student
1 Mile Radius Ring (0.00-1.00 miles)	279	279		
2 Mile Radius Ring (1.01-2.00 miles)	405	396		9
3 Mile Radius Ring (2.01-3.00 miles)	251	179		72
4 Mile Radius Ring (3.01-4.00 miles)	265	248		17
5 Mile Radius Ring (4.01-5.00 miles)	256	231		25
6 Mile Radius Ring(5.01-6.00 miles)	157	137		20
7 Mile Radius Ring (6.01-7.00 miles)	95	69		26
8 Mile Radius Ring (7.01-8.00 miles)	137	17		120
9 Mile Radius Ring (8.01-9.00 miles)	34	12		22
10 Mile Radius Ring (9.01-10.00 miles)	3			3
11 Mile Radius Ring (10.01-11.00 miles)	3			3
12 Mile Radius Ring (11.01-12.00 miles)	1			1
16 Mile Radius Ring (15.01-16.00 miles)	3		1	2
Total	1,889	1,568	1	320
		83.0%	0.1%	16.9%

By Assignment	1,569	83.1%
By Choice	320	16.9%
Within 5-Mile Assignment	1,333	85.0%

**Distance Analysis
2006-2007**

Wakefield High School	Total Students	By Assignment			By Choice	
		O - Base Assignment	E - Special Programs	L - ESL Out-of-Base	T - Transfer Student	U - Moved, Remain for Current Year
1 Mile Radius Ring (0.00-1.00 miles)	341	341				
2 Mile Radius Ring (1.01-2.00 miles)	487	484			3	
3 Mile Radius Ring (2.01-3.00 miles)	277	217	1	4	54	1
4 Mile Radius Ring (3.01-4.00 miles)	263	149	2	1	110	1
5 Mile Radius Ring (4.01-5.00 miles)	478	430	2	5	40	1
6 Mile Radius Ring (5.01-6.00 miles)	244	230	1		12	1
7 Mile Radius Ring (6.01-7.00 miles)	94	82		5	7	
8 Mile Radius Ring (7.01-8.00 miles)	148	145	2		1	
9 Mile Radius Ring (8.01-9.00 miles)	6	3	1		2	
10 Mile Radius Ring (9.01-10.00 miles)	6	2			4	
11 Mile Radius Ring (10.01-11.00 miles)	14	13	1			
12 Mile Radius Ring (11.01-12.00 miles)	6	3			3	
16 Mile Radius Ring (15.01-16.00 miles)	2				2	
19 Mile Radius Ring (18.01-19.00 miles)	1					1
Total	2,367	2,099	10	15	238	5
		88.7%	0.4%	0.6%	10.1%	0.2%

By Assignment	2,124	89.7%
By Choice	243	10.3%
Within 5-Mile Assignment	1,636	77.0%

**Distance Analysis
2006-2007**

SCHOOL Code	School Name	School Enrollment	School Enrollment																							
		20th Day 06	October 06	Mile-1	Mile-2	Mile-3	Mile-4	Mile-5	Mile-6	Mile-7	Mile-8	Mile-9	Mile-10	Mile-11	Mile-12	Mile-13	Mile-14	Mile-15	Mile-16	Mile-17	Mile-18	Mile-19	Mile-20	Mile-21	Mile-22	
316	Apex High	2,215	2,214	361	789	714	148	67	34	14	8	5	52	21	1											
318	Athens Drive High	1,900	1,906	181	393	253	369	270	173	184	50	15	11	4	0	0	0	1	0	0	0	0	1	1		
348	Broughton High	2,180	2,166	124	402	358	315	340	229	83	85	61	66	34	45	8	4	6	2	0	3	0	1			
368	Cary High	2,095	2,094	403	787	549	209	33	28	11	54	2	2	2	2	6	1	1	2	1	0	0	0	1		
411	East Wake High	881	884	11	71	89	193	247	87	107	36	37	4	2												
700	East Wake High School of Health Science	373	370	4	28	34	69	96	43	47	27	19	1	1	0	0	0	0	0	1						
701	East Wake School of Integrated Technology	244	245	0	14	24	51	79	19	30	16	10	1	0	0	1										
412	Enloe High	2,495	2,493	279	281	120	254	133	159	99	140	159	150	126	126	141	134	90	50	17	25	5	2	3		
428	Fuquay-Varina High	1,730	1,728	262	304	360	313	234	114	86	31	9	11	1	0	1	1	0	1							
436	Garner High	2,108	2,115	229	260	260	270	322	353	237	102	47	18	5	1	4	5	0	1	1						
441	Green Hope High	2,085	2,092	261	766	809	170	6	8	1	2	2	2	1	0	57	2	1	0	1	2	0	0	0	1	
455	Holly Springs High	805	812	66	146	191	151	95	98	50	11	1	1	0	1	0	0	0	0	0	1					
466	Knightdale High	1,616	1,607	114	207	227	296	461	231	33	11	11	12	1	1	1	0	0	0	0	0	0	0	1		
473	Leesville Road High	2,355	2,389	374	702	570	331	178	26	0	134	50	14	2	3	2	1	1	0	1						
495	Middle Creek High	1,909	1,916	165	348	346	244	248	197	65	48	93	105	25	30	0	1	1								
500	Millbrook High	2,246	2,277	269	376	791	316	244	73	133	23	27	22	3												
526	Panther Creek High	893	889	19	182	151	79	56	190	146	58	6	0	0	0	0	0	0	0	1	0	0	1			
552	Sanderson High	1,977	2,023	327	722	530	156	37	81	145	5	6	1	5	2	3	0	1	0	1	0	1				
562	Southeast Raleigh High	1,945	1,999	419	182	90	152	144	177	148	106	91	92	115	64	35	60	42	36	24	14	7	0	1		
583	Wake Early College of	97	97	0	4	13	8	5	7	12	9	2	0	9	7	2	6	4	3	3	1	1	1			
588	Wake Forest-Rolesville High	1,881	1,889	279	405	251	265	256	157	95	137	34	3	3	1	0	0	0	3							
595	Wakefield High	2,372	2,367	341	487	277	263	478	244	94	148	6	6	14	6	0	0	0	2	0	0	1				
	Total High Schools	36,402	36,572	4,488	7,856	7,007	4,622	4,029	2,728	1,820	1,241	693	574	374	290	261	215	148	100	51	46	15	6	7	1	
	summary by 1-mile ring			12%	21%	19%	13%	11%	7%	5%	3%	2%	2%	1%	1%	1%	1%	0%	0%	0%	0%	0%	0%	0%	0%	
	summary by cumulative 1-mile rings			4,488	12,344	19,351	23,973	28,002	30,730	32,550	33,791	34,484	35,058	35,432	35,722	35,983	36,198	36,346	36,446	36,497	36,543	36,558	36,564	36,571	36,572	
				12%	34%	53%	66%	77%	84%	89%	92%	94%	96%	97%	98%	98%	99%	99%	100%	100%	100%	100%	100%	100%	100.0%	

**Distance Analysis
2006-2007**

Distance to Attending School from Residence in Mile-Rings	Total Students	Non-F&R	F&R	% Non-F&R	% F&R	Percent Non-F&R of Total Students	Percent F&R of Total Students	Percent Non-F&R of Total Non-F&R Students	Percent F&R of Total F&R Students
1 Mile Radius Ring (0.00-1.00 miles)	4,488	3,472	1,016	77.4%	22.6%	9.5%	2.8%	11.8%	14.2%
2 Mile Radius Ring (1.01-2.00 miles)	7,856	6,293	1,563	80.1%	19.9%	17.2%	4.3%	21.4%	21.8%
3 Mile Radius Ring (2.01-3.00 miles)	7,007	6,045	962	86.3%	13.7%	16.5%	2.6%	20.6%	13.4%
4 Mile Radius Ring (3.01-4.00 miles)	4,622	3,768	854	81.5%	18.5%	10.3%	2.3%	12.8%	11.9%
5 Mile Radius Ring (4.01-5.00 miles)	4,029	3,040	989	75.5%	24.5%	8.3%	2.7%	10.3%	13.8%
6 Mile Radius Ring(5.01-6.00 miles)	2,728	2,145	583	78.6%	21.4%	5.9%	1.6%	7.3%	8.1%
7 Mile Radius Ring (6.01-7.00 miles)	1,820	1,361	459	74.8%	25.2%	3.7%	1.3%	4.6%	6.4%
8 Mile Radius Ring (7.01-8.00 miles)	1,241	955	286	77.0%	23.0%	2.6%	0.8%	3.2%	4.0%
9 Mile Radius Ring (8.01-9.00 miles)	693	547	146	78.9%	21.1%	1.5%	0.4%	1.9%	2.0%
10 Mile Radius Ring (9.01-10.00 miles)	574	448	126	78.0%	22.0%	1.2%	0.3%	1.5%	1.8%
11 Mile Radius Ring (10.01-11.00	374	322	52	86.1%	13.9%	0.9%	0.1%	1.1%	0.7%
12 Mile Radius Ring (11.01-12.00	290	259	31	89.3%	10.7%	0.7%	0.1%	0.9%	0.4%
13 Mile Radius Ring (12.01-13.00	261	204	57	78.2%	21.8%	0.6%	0.2%	0.7%	0.8%
14 Mile Radius Ring (13.01-14.00	215	206	9	95.8%	4.2%	0.6%	0.0%	0.7%	0.1%
15 Mile Radius Ring (14.01-15.00	148	140	8	94.6%	5.4%	0.4%	0.0%	0.5%	0.1%
16 Mile Radius Ring (15.01-16.00	100	93	7	93.0%	7.0%	0.3%	0.0%	0.3%	0.1%
17 Mile Radius Ring (16.01-17.00	51	44	7	86.3%	13.7%	0.1%	0.0%	0.1%	0.1%
18 Mile Radius Ring (17.01-18.00	46	36	10	78.3%	21.7%	0.1%	0.0%	0.1%	0.1%
19 Mile Radius Ring (18.01-19.00	15	14	1	93.3%	6.7%	0.0%	0.0%	0.0%	0.0%
20 Mile Radius Ring (19.01-20.00	6	5	1	83.3%	16.7%	0.0%	0.0%	0.0%	0.0%
21 Mile Radius Ring (20.01-21.00	7	7	0	100.0%	0.0%	0.0%	0.0%	0.0%	0.0%
22 Mile Radius Ring (21.01-22.00	1	1	0	100.0%	0.0%	0.0%	0.0%	0.0%	0.0%
TOTAL	36,572	29,405	7,167	80.4%	19.6%	80.4%	19.6%	100.0%	100.0%

	Students	Percent Students
Within 5-Mile Total Students	28,002	76.6%
Within 5-Mile Non-F&R Students	22,618	76.9%
Within 5-Mile F&R Students	5,384	75.1%