
Va.

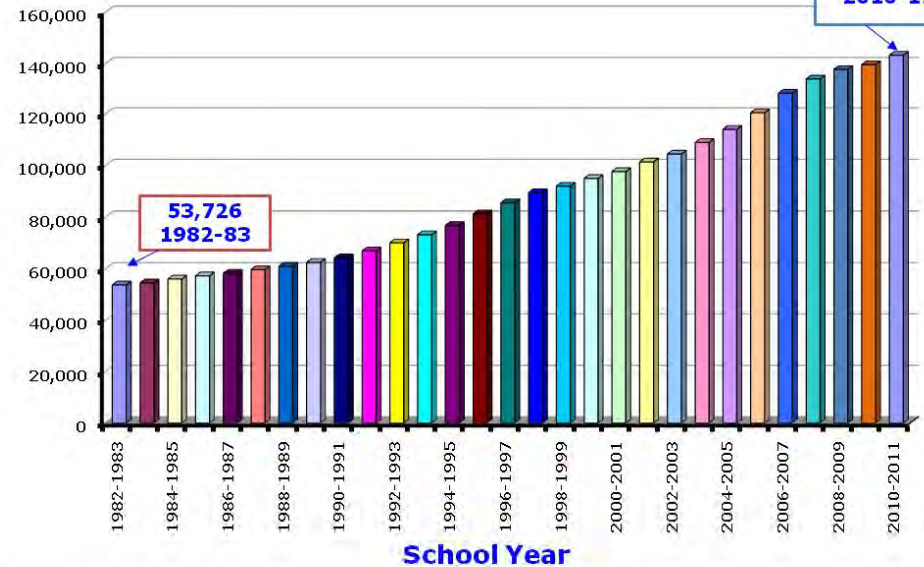
**Membership by Grade, K-12
and Gender**



WCPSS Enrollment Growth

WCPSS MEMBERSHIP 1982-2010

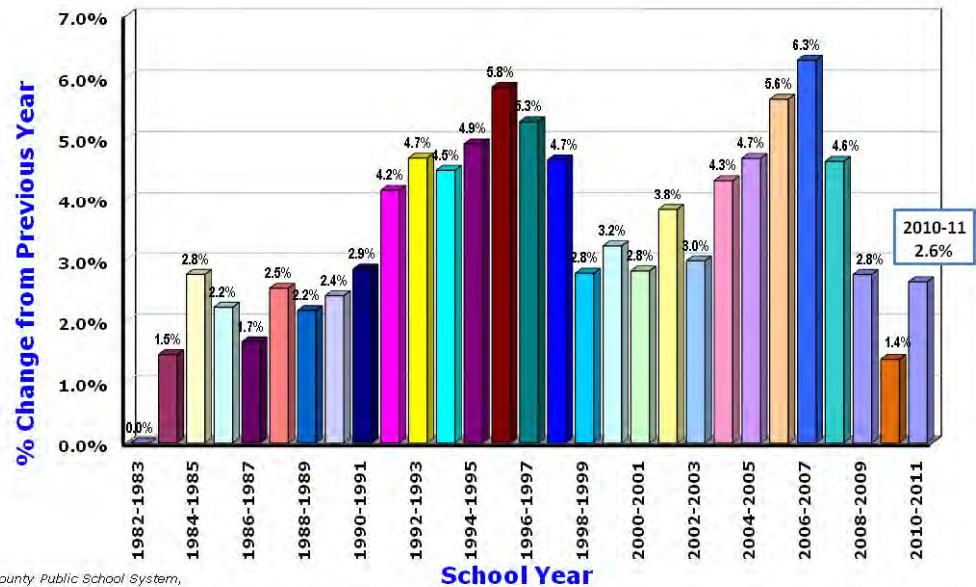
Number of Students



Membership Last Day (MLD)			
20th Day Principal Report, 1981-2010			
Source: NC Department of Public Instructions			
School Year	Student Enrollment	Yearly Increase	% Annual Growth
1982-1983	53,726	-31	0.0%
1983-1984	54,507	781	1.5%
1984-1985	56,014	1,507	2.8%
1985-1986	57,262	1,248	2.2%
1986-1987	58,213	951	1.7%
1987-1988	59,691	1,478	2.5%
1988-1989	60,988	1,297	2.2%
1989-1990	62,462	1,474	2.4%
1990-1991	64,243	1,781	2.9%
1991-1992	66,915	2,672	4.2%
1992-1993	70,050	3,135	4.7%
1993-1994	73,192	3,142	4.5%
1994-1995	76,790	3,598	4.9%
1995-1996	81,272	4,482	5.8%
1996-1997	85,562	4,290	5.3%
1997-1998	89,543	3,981	4.7%
1998-1999	92,036	2,493	2.8%
1999-2000	95,010	2,974	3.2%
2000-2001	97,691	2,681	2.8%
2001-2002	101,432	3,741	3.8%
2002-2003	104,461	3,029	3.0%
2003-2004	108,969	4,508	4.3%
2004-2005	114,068	5,099	4.7%
2005-2006	120,504	6,436	5.6%
2006-2007	128,072	7,568	6.3%
2007-2008	134,002	5,930	4.6%
2008-2009	137,706	3,704	2.8%
2009-2010	139,599	1,893	1.4%
2010-2011	143,289	3,690	2.6%



Percentage Year-to-Year Change in Total Enrollment

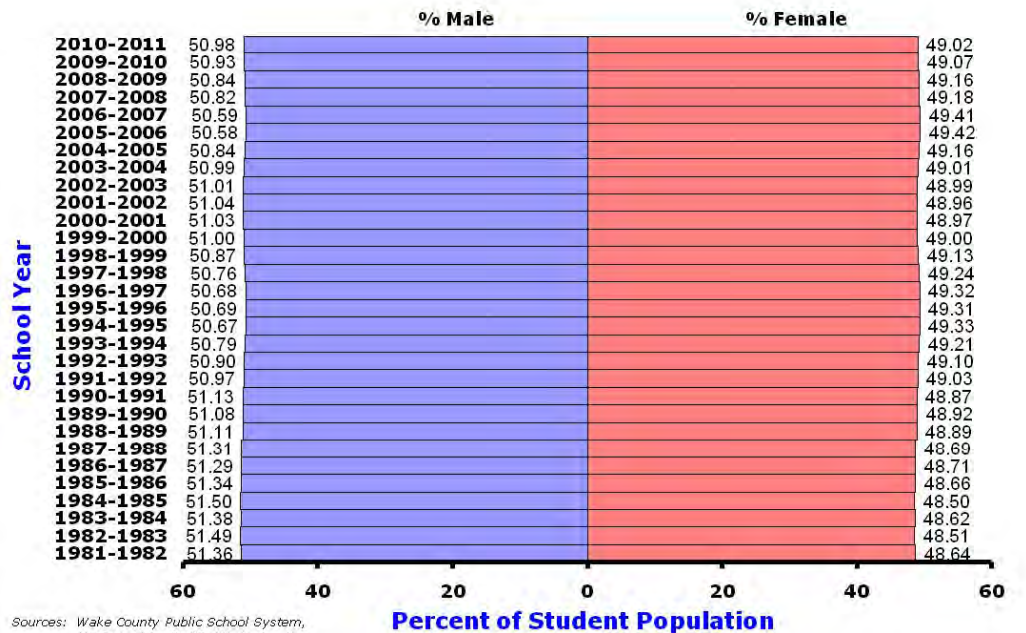
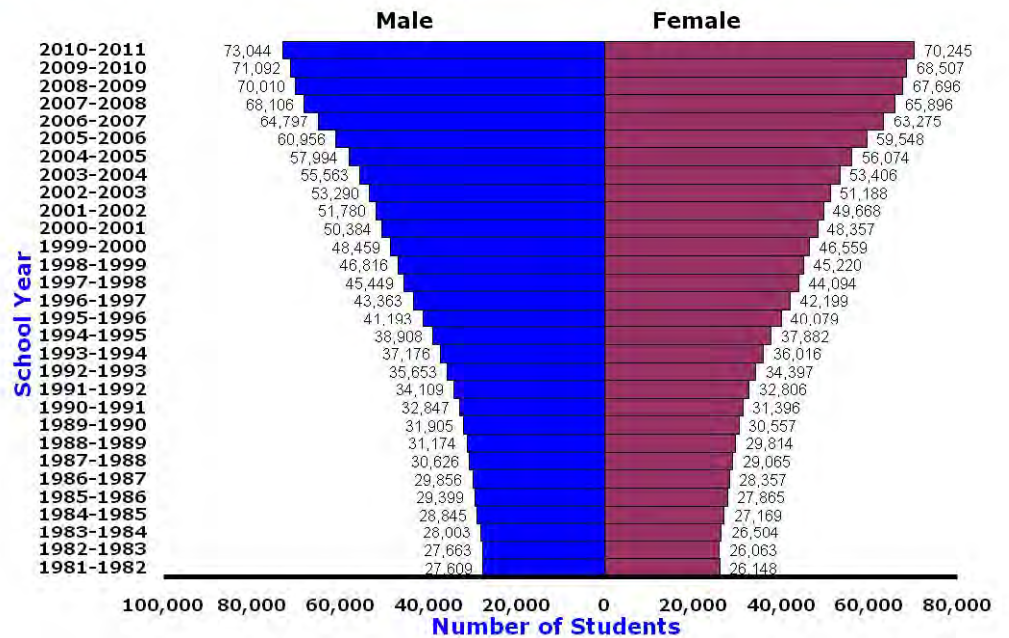


Sources: Wake County Public School System, NC Department of Public Instruction

WCPSS MEMBERSHIP By Gender, 1981-2010

Year	Total	# Males	# Females	%Male	%Female
1981-1982	53,757	27,609	26,148	51.4%	48.6%
1982-1983	53,726	27,663	26,063	51.5%	48.5%
1983-1984	54,507	28,003	26,504	51.4%	48.6%
1984-1985	56,014	28,845	27,169	51.5%	48.5%
1985-1986	57,264	29,399	27,865	51.3%	48.7%
1986-1987	58,213	29,856	28,357	51.3%	48.7%
1987-1988	59,691	30,626	29,065	51.3%	48.7%
1988-1989	60,988	31,174	29,814	51.1%	48.9%
1989-1990	62,462	31,905	30,557	51.1%	48.9%
1990-1991	64,243	32,847	31,396	51.1%	48.9%
1991-1992	66,915	34,109	32,806	51.0%	49.0%
1992-1993	70,050	35,653	34,397	50.9%	49.1%
1993-1994	73,192	37,176	36,016	50.8%	49.2%
1994-1995	76,790	38,908	37,882	50.7%	49.3%
1995-1996	81,272	41,193	40,079	50.7%	49.3%
1996-1997	85,562	43,363	42,199	50.7%	49.3%
1997-1998	89,543	45,449	44,094	50.8%	49.2%
1998-1999	92,036	46,816	45,220	50.9%	49.1%
1999-2000	95,018	48,459	46,559	51.0%	49.0%
2000-2001	98,741	50,384	48,357	51.0%	49.0%
2001-2002	101,448	51,780	49,668	51.0%	49.0%
2002-2003	104,478	53,290	51,188	51.0%	49.0%
2003-2004	108,969	55,563	53,406	51.0%	49.0%
2004-2005	114,068	57,994	56,074	50.8%	49.2%
2005-2006	120,504	60,956	59,548	50.6%	49.4%
2006-2007	128,072	64,797	63,275	50.6%	49.4%
2007-2008	134,002	68,106	65,896	50.8%	49.2%
2008-2009	137,706	70,010	67,696	50.8%	49.2%
2009-2010	139,599	71,092	68,507	50.9%	49.1%
2010-2011	143,289	73,044	70,245	51.0%	49.0%

Population Pyramid by Gender by Year



Sources: Wake County Public School System, NC Department of Public Instruction

WCPSS School General Information, 2010-2011

Code	School Name	Level	Grade Span	Calendar	Magnet Program	School Membership 2010-11	KI GRADE	1st GRADE	2nd GRADE	3rd GRADE	4th GRADE	5th GRADE	6th GRADE	7th GRADE	8th GRADE	9th GRADE	10th GRADE	11th GRADE	12th GRADE	MALE	FEMALE
304	Adams Elementary	E	KI-5	Y-R	N/A	806	133	136	142	130	137	128								416	390
307	Alston Ridge Elementary	E		Y-R	N/A	460	106	91	82	82	52	47								230	230
308	Apex Elementary	E	KI-5	T	N/A	670	116	106	126	106	112	104								343	327
320	Aversboro Elementary	E	KI-5	T	N/A	560	85	75	91	122	95	92								293	267
326	Baileywick Elementary	E	KI-5	T	N/A	456	84	66	71	73	88	74								242	214
327	Ballentine Elementary	E	KI-5	Y-R	N/A	653	106	110	116	113	101	107								340	313
325	Banks Road Elementary	E	KI-5	Y-R	N/A	658	126	116	124	112	104	76								326	332
329	Barwell Elementary	E	KI-5	Y-R	N/A	762	122	109	122	132	145	132								414	348
328	Baucom Elementary	E	KI-5	T	N/A	833	149	133	150	121	149	131								448	385
334	Brassfield Elementary	E	KI-5	Y-R	N/A	750	113	133	134	126	114	130								385	365
336	Brentwood Elementary	E	KI-5	T	Engineering	404	70	61	76	74	67	56								212	192
340	Briarcliff Elementary	E	KI-5	T	N/A	562	92	75	91	114	88	102								284	278
342	Brier Creek Elementary	E	KI-5	Y-R	N/A	783	164	139	148	125	116	91								382	401
344	Brooks Elementary	E	KI-5	T	Museums	576	102	108	118	91	83	74								291	285
352	Bugg Elementary	E	KI-5	T	Creative Arts & Science	487	78	72	81	94	81	81								257	230
358	Carpenter Elementary	E	KI-5	Y-R	N/A	728	129	120	158	132	103	86								373	355
362	Carver Elementary	E	PK-5	MOD	N/A	429	68	63	81	81	58	78								228	201
364	Cary Elementary	E	KI-5	T	N/A	489	73	73	83	86	85	89								245	244
369	Cedar Fork Elementary	E	KI-5	T	N/A	871	161	152	173	133	129	123								435	436
376	Combs Elementary	E	KI-5	T	Leadership	805	137	162	139	133	115	119								426	379
380	Conn Elementary	E	KI-5	T	Active Learning and Technology	579	90	89	96	102	108	94								309	270
384	Creech Road Elementary	E	KI-5	T	N/A	489	64	69	81	96	86	93								254	235
390	Davis Drive Elementary	E	KI-5	T	N/A	951	148	136	163	157	176	171								487	464
393	Dillard Drive Elementary	E	KI-5	T	N/A	788	156	109	126	110	143	144								380	408
396	Douglas Elementary	E	KI-5	T	Creative Arts & Science	684	135	115	122	113	102	97								346	338
398	Durant Road Elementary	E	KI-5	Y-R	N/A	974	174	167	157	152	160	164								484	490
403	East Garner Elementary	E	KI-5	Y-R	N/A	667	122	96	110	121	116	102								333	334
414	Farmington Woods Elementary	E	KI-5	T	International Baccalaureate PYP	853	166	150	137	126	150	124								423	430
417	Forest Pines Drive Elementary	E	KI-5	T	N/A	755	107	131	122	139	121	135								397	358
413	Forestville Road Elementary	E	KI-5	T	N/A	665	117	109	109	98	108	124								317	348
415	Fox Road Elementary	E	KI-5	T	N/A	841	132	116	150	140	144	159								425	416
416	Fuller Elementary	E	KI-5	T	Gifted & Talented/AG Basics	529	75	86	90	89	95	94								253	276
420	Fuquay-Varina Elementary	E	KI-5	T	N/A	734	104	111	113	122	128	156								381	353
440	Green Elementary	E	KI-5	Y-R	N/A	504	93	78	85	85	87	76								257	247
439	Green Hope Elementary	E	KI-5	T	N/A	839	101	113	140	167	150	168								406	433
451	Harris Creek Elementary	E	KI-5	Y-R	N/A	842	145	145	142	139	139	132								429	413
306	Herbert Akins Road Elementary	E	KI-5	Y-R	N/A	766	149	143	141	133	108	92								368	398
454	Heritage Elementary	E	KI-5	Y-R	N/A	881	134	136	145	164	160	142								459	422

WCPSS School General Information, 2010-2011

Code	School Name	Level	Grade Span	Calendar	Magnet Program	School Membership 2010-11	KI GRADE	1st GRADE	2nd GRADE	3rd GRADE	4th GRADE	5th GRADE	6th GRADE	7th GRADE	8th GRADE	9th GRADE	10th GRADE	11th GRADE	12th GRADE	MALE	FEMALE
443	Highcroft Drive Elementary	E	KI-5	Y-R	N/A	777	136	131	135	132	129	114								421	356
442	Hilburn Drive Elementary	E	KI-5	T	N/A	481	74	73	86	75	86	87								253	228
446	Hodge Road Elementary	E	KI-5	Y-R	N/A	729	146	111	132	112	119	109								387	342
457	Holly Grove Elementary	E	KI-5	Y-R	N/A	854	144	140	155	143	141	131								416	438
449	Holly Ridge Elementary	E	KI-5	T	N/A	729	102	121	117	109	135	145								360	369
447	Holly Springs Elementary	E	KI-5	Y-R	N/A	1071	195	208	169	162	187	150								525	546
448	Hunter Elementary	E	KI-5	T	Gifted & Talented/AG Basics	725	107	94	115	126	155	128								354	371
452	Jeffreys Grove Elementary	E	KI-5	T	N/A	534	97	72	88	91	99	87								273	261
453	Jones Dairy Elementary	E	KI-5	Y-R	N/A	838	141	149	137	142	133	136								417	421
456	Joyner Elementary	E	KI-5	T	Center for Spanish Language/IB PYP	666	122	123	115	115	106	85								350	316
460	Kingswood Elementary	E	KI-5	T	N/A	345	56	43	62	61	62	61								195	150
464	Knightdale Elementary	E	KI-5	T	N/A	576	88	92	101	105	103	87								297	279
468	Lacy Elementary	E	KI-5	T	N/A	850	155	116	145	172	127	135								437	413
474	Lake Myra Elementary	E	KI-5	Y-R	N/A	548	87	88	106	75	110	82								297	251
467	Laurel Park Elementary	E	KI-5	Y-R	N/A	935	161	160	166	156	159	133								474	461
470	Lead Mine Elementary	E	KI-5	T	N/A	482	103	71	72	75	82	79								251	231
469	Leesville Road Elementary	E	KI-5	T	N/A	904	122	136	150	162	158	176								437	467
476	Lincoln Heights Elementary	E	KI-5	T	N/A	512	69	74	95	92	91	91								260	252
480	Lockhart Elementary	E	KI-5	Y-R	N/A	713	114	114	118	124	126	117								366	347
488	Lynn Road Elementary	E	KI-5	T	N/A	601	98	92	118	90	98	105								308	293
494	Middle Creek Elementary	E	KI-5	Y-R	N/A	951	151	168	173	147	157	155								484	467
496	Millbrook Elementary	E	KI-5	T	International Baccalaureate PYP	800	108	146	151	142	121	132								425	375
501	Mills Park Elementary	E	KI-5	T	N/A	947	122	139	167	183	161	175								455	492
504	Morrisville Elementary	E	KI-5	Y-R	N/A	761	135	129	132	119	126	120								387	374
514	North Forest Pines Elementary	E	KI-5	Y-R	N/A	860	161	138	133	147	131	150								421	439
516	North Ridge Elementary	E	KI-5	T	N/A	753	122	127	126	128	133	117								393	360
520	Northwoods Elementary	E	KI-5	T	N/A	523	85	101	85	77	91	84								257	266
522	Oak Grove Elementary	E	KI-5	Y-R	N/A	818	132	118	114	151	152	151								411	407
524	Olds Elementary	E	KI-5	T	N/A	288	38	37	62	46	46	59								150	138
523	Olive Chapel Elementary	E	KI-5	Y-R	N/A	984	137	156	193	182	165	151								513	471
525	Partnership Elementary	E	KI-5	MOD	N/A	337	53	46	60	59	61	58								179	158
530	Penny Road Elementary	E	KI-5	T	N/A	625	100	101	108	101	116	99								326	299
531	Pleasant Union Elementary	E	KI-5	Y-R	N/A	660	116	103	113	109	108	111								351	309
532	Poe Elementary	E	PK-5	T	Montessori	361	77	64	69	56	49	46								192	169
536	Powell Elementary	E	KI-5	T	Gifted & Talented	420	65	65	55	70	85	80								195	225
540	Rand Road Elementary	E	KI-5	Y-R	N/A	572	94	81	90	100	98	109								306	266
542	Reedy Creek Elementary	E	KI-5	T	N/A	556	79	84	100	91	104	98								296	260
302	River Bend Elementary	E	KI-5	Y-R	N/A	644	110	110	110	102	115	97								325	319
544	Rolesville Elementary	E	PK-5	T	N/A	643	96	108	116	122	105	96								338	305

WCPSS School General Information, 2010-2011

Code	School Name	Level	Grade Span	Calendar	Magnet Program	School Membership 2010-11	KI GRADE	1st GRADE	2nd GRADE	3rd GRADE	4th GRADE	5th GRADE	6th GRADE	7th GRADE	8th GRADE	9th GRADE	10th GRADE	11th GRADE	12th GRADE	MALE	FEMALE
548	Root Elementary	E	KI-5	T	N/A	482	84	77	72	71	87	91								239	243
550	Salem Elementary	E	KI-5	Y-R	N/A	933	165	145	161	153	137	172								474	459
554	Sanford Creek Elementary	E	KI-5	Y-R	N/A	640	99	103	102	115	130	91								310	330
560	Smith Elementary	E	PK-5	T	International Baccalaureate PYP	560	97	88	94	92	101	88								276	284
564	Stough Elementary	E	KI-5	T	N/A	576	125	82	117	72	102	78								293	283
568	Swift Creek Elementary	E	KI-5	T	N/A	514	85	76	105	65	90	93								261	253
569	Sycamore Creek Elementary	E	KI-5	Y-R	N/A	995	229	172	157	156	168	113								504	491
570	Timber Drive Elementary	E	KI-5	Y-R	N/A	766	120	113	131	136	126	140								389	377
571	Turner Creek Elementary	E	KI-5	Y-R	N/A	951	144	152	179	155	155	166								471	480
572	Underwood Elementary	E	KI-5	T	Gifted & Talented	469	56	83	79	96	69	86								215	254
576	Vance Elementary	E	KI-5	Y-R	N/A	602	107	89	108	109	83	106								319	283
580	Vandora Springs Elementary	E	KI-5	T	N/A	553	96	80	85	96	112	84								273	280
584	Wake Forest Elementary	E	KI-5	T	N/A	647	98	102	101	110	110	126								324	323
593	Wakefield Elementary	E	KI-5	Y-R	N/A	762	128	105	138	126	146	119								389	373
597	Wakelon Elementary	E	KI-5	T	N/A	524	85	74	106	86	95	78								272	252
596	Washington Elementary	E	KI-5	T	Gifted & Talented	549	84	89	90	87	95	104								291	258
598	Weatherstone Elementary	E	KI-5	T	N/A	641	84	89	109	102	122	135								305	336
600	Wendell Elementary	E	KI-5	T	Creative Arts & Science	436	67	59	65	85	70	90								226	210
606	West Lake Elementary	E	KI-5	Y-R	N/A	827	138	122	139	142	152	134								425	402
616	Wilburn Elementary	E	KI-5	Y-R	N/A	629	98	96	106	106	104	119								301	328
618	Wildwood Forest Elementary	E	KI-5	T	N/A	736	123	117	124	133	121	118								388	348
620	Wiley Elementary	E	KI-5	T	International Studies	465	76	74	99	71	76	69								221	244
624	Willow Springs Elementary	E	KI-5	Y-R	N/A	911	169	140	155	144	153	150								469	442
626	Yates Mill Elementary	E	KI-5	T	N/A	555	106	84	82	87	86	110								276	279
628	York Elementary	E	KI-5	T	N/A	432	88	81	70	76	57	60								203	229
632	Zebulon Elementary	E	KI-5	T	Gifted & Talented	488	79	70	92	87	80	80								228	260
312	Apex Middle	M	06-8	T	N/A	1054							312	397	345					529	525
356	Carnage Middle	M	06-8	T	Gifted & Talented/AG Basics	1131							392	407	332					603	528
360	Carroll Middle	M	06-8	T	N/A	692							221	222	249					374	318
370	Centennial Campus Middle	M	06-8	MOD	University Connections and Leadership	601							206	194	201					297	304
388	Daniels Middle	M	06-8	T	N/A	1087							340	346	401					526	561
391	Davis Drive Middle	M	06-8	T	N/A	1186							412	378	396					605	581
394	Dillard Drive Middle	M	06-8	T	N/A	1170							406	399	365					588	582
399	Durant Road Middle	M	06-8	Y-R	N/A	1371							500	434	437					711	660
402	East Cary Middle	M	06-8	Y-R	N/A	810							270	313	227					417	393

WCPSS School General Information, 2010-2011

Code	School Name	Level	Grade Span	Calendar	Magnet Program	School Membership 2010-11	KI GRADE	1st GRADE	2nd GRADE	3rd GRADE	4th GRADE	5th GRADE	6th GRADE	7th GRADE	8th GRADE	9th GRADE	10th GRADE	11th GRADE	12th GRADE	MALE	FEMALE	
404	East Garner Middle	M	06-8	T	International Baccalaureate - Middle	1157							409	364	384						583	574
408	East Millbrook Middle	M	06-8	T	International Baccalaureate-Middle/Creative Arts	1163							393	398	372						538	625
410	East Wake Middle	M	06-8	Y-R	N/A	970							306	320	344						490	480
424	Fuquay-Varina Middle	M	06-8	T	N/A	894							294	303	297						452	442
444	Heritage Middle	M	06-8	Y-R	N/A	1392							485	463	444						706	686
458	Holly Grove Middle	M		Y-R	N/A	947							378	314	255						500	447
450	Holly Ridge Middle	M	06-8	T	N/A	1017							306	349	362						516	501
471	Leesville Road Middle	M	06-8	T	N/A	1344							450	455	439						704	640
472	Ligon Middle	M	06-8	T	Gifted & Talented/AG Basics	1099							375	357	367						522	577
484	Lufkin Road Middle	M	06-8	Y-R	N/A	1044							353	331	360						551	493
492	Martin Middle	M	06-8	T	Gifted & Talented	1020							323	358	339						477	543
502	Mills Park Middle	M		T	N/A	1101							417	354	330						546	555
506	Moore Square Middle	M	06-8	MOD	Museums	506							177	168	161						245	261
512	North Garner Middle	M	06-8	Y-R	N/A	1076							328	364	384						531	545
400	Reedy Creek Middle	M	06-8	T	N/A	888							302	319	267						489	399
551	Salem Middle	M	06-8	Y-R	N/A	1096							373	351	372						559	537
592	Wake Forest-Rolesville Middle	M	06-8	T	N/A	1151							343	394	414						595	556
594	Wakefield Middle	M	06-8	T	N/A	1201							420	375	406						600	601
601	Wendell Middle	M	06-8	T	N/A	945							345	320	280						470	475
604	West Cary Middle	M	06-8	T	N/A	702							219	224	259						343	359
607	West Lake Middle	M	06-8	Y-R	N/A	1251							452	404	395						634	617
608	West Millbrook Middle	M	06-8	T	N/A	966							322	328	316						517	449
636	Zebulon Middle	M	06-8	T	Gifted & Talented	577							193	195	189						303	274
316	Apex High	S	09-12	T	N/A	2341										599	621	568	553	1,233	1,108	
318	Athens Drive High	S	09-12	T	N/A	1927										611	467	426	423	982	945	
348	Broughton High	S	09-12	T	N/A	2174										610	566	512	486	1,104	1,070	
368	Cary High	S	09-12	T	N/A	2250										654	601	564	431	1,204	1,046	
700	East Wake High School of Health Science	S	09-12	T	N/A	369										106	101	85	77	135	234	
702	East Wake School of Arts, Education and Global Studies	S	09-12	T	N/A	401										126	92	90	93	150	251	
703	East Wake School of Engineering Systems	S	09-12	T	N/A	374										122	80	95	77	293	81	
701	East Wake School of Integrated Technology	S	09-12	T	N/A	326										106	73	76	71	188	138	

WCPSS School General Information, 2010-2011

Code	School Name	Level	Grade Span	Calendar	Magnet Program	School Membership 2010-11	KI GRADE	1st GRADE	2nd GRADE	3rd GRADE	4th GRADE	5th GRADE	6th GRADE	7th GRADE	8th GRADE	9th GRADE	10th GRADE	11th GRADE	12th GRADE	MALE	FEMALE
412	Enloe High	S	09-12	T	GT/IB Center for Humanities, Sciences & the Arts	2669										832	627	564	646	1,334	1,335
428	Fuquay-Varina High	S	09-12	T	N/A	1968										566	501	502	399	1,003	965
436	Garner High	S	09-12	T	International Baccalaureate - High	2297										716	631	486	464	1,209	1,088
441	Green Hope High	S	09-12	T	N/A	2029										525	503	515	486	1,037	992
445	Heritage High	S		T	N/A	814										501	313			429	385
455	Holly Springs High	S	09-12	T	N/A	2000										616	522	434	428	1,059	941
466	Knightdale High	S	09-12	T	N/A	1763										493	441	466	363	927	836
473	Leesville Road High	S	09-12	T	N/A	2408										684	598	553	573	1,213	1,195
495	Middle Creek High	S	09-12	T	N/A	1814										570	448	426	370	936	878
500	Millbrook High	S	09-12	T	International Baccalaureate - High	2443										785	517	574	567	1,264	1,179
526	Panther Creek High	S	09-12	T	N/A	2348										661	571	574	542	1,198	1,150
552	Sanderson High	S	09-12	T	N/A	1905										598	473	418	416	999	906
562	Southeast Raleigh High	S	09-12	MOD	Center for Leadership and Technology	1663										554	375	364	370	886	777
583	Wake Early College of Health and Sciences	S	09-12	WECHS	Early College	237										73	49	55	60	63	174
588	Wake Forest-Rolesville High	S	09-12	T	N/A	2077										579	527	513	458	1,045	1,032
595	Wakefield High	S	09-12	T	N/A	2573										604	629	702	638	1,290	1,283
324	Longview School	S/O	06-12	T	N/A	114							12	14	17	35	16	7	13	88	26
528	Mary E. Phillips High School	S/O	09-12	T	N/A	166										30	39	40	57	54	112
438	River Oaks Middle School	S/O	06-8	T	N/A	36							1	12	23					23	13
508	Mount Vernon School	S/O	KI-8	T	N/A	95	1	6	2	5	14	13	5	19	30					75	20
TOTAL						143,289	11,555	10,996	11,942	11,647	11,674	11,326	11,040	10,943	10,759	12,356	10,381	9,609	9,061	73,044	70,245