

## Responses for Survey : Teacher Survey: Year-Round Conversion

|                      |   |                          |
|----------------------|---|--------------------------|
| <a href="#">View</a> | <b>Individual Responses</b>   | <a href="#">Download</a> |
| <a href="#">View</a> | <b>Summary Responses</b> ( % by response )  | <a href="#">Download</a> |
|                      | Note: These percentages are based on number of responses to this particular question. (Example: for a question if 10 said "yes", 5 said "no" then percentages are calculated as 10/15= 67 % for "yes" and 5/10=33% for "no").   |                          |
| <a href="#">View</a> | <b>Summary Responses</b> ( % by respondents )   | <a href="#">Download</a> |
|                      | Note: These percentages are based on number of respondents for the entire survey. (Example: for a question if 10 said "yes" and 5 said "no" and remaining 10 did not attempt this question total no.of respondents are: 20 and percentages are calculated as 10/20=50% for "yes" 5/20 =25% for "no"). |                          |

## Your survey results for : TEACHER SURVEY: YEAR-ROUND CONVERSION

### Summary Responses ( % by respondents )

**Description :** In order to deal with crowding, the Growth and Planning Department has recommended that all non-magnet elementary schools be placed on a four-track year-round calendar. The Board of Education is seeking the input of WCPSS teachers as it considers this recommendation.




#### 1. Level you currently teach in:

| Answer   | Response |
|--|----------|
| Elementary<br><br>63% | 2977     |
| Middle<br><br>18%    | 852      |
| High<br><br>19%     | 890      |
| <b>Total Responses</b>   |          |
|  | 4719     |

#### 2. Type of School You Teach At:

| Answer   | Response |
|--|----------|
| Traditional Calendar<br><br>74% | 3492     |
| Program Magnet<br><br>16%       | 740      |
| Year-round<br><br>10%           | 487      |
| <b>Total Responses</b>   |          |
|  | 4719     |

#### 3. Years Of Experience:

| Answer   | Response |
|--|----------|
| 0-3<br><br>20%  | 928      |
| 4-6<br><br>16%  | 736      |
| 7-10<br><br>16% | 776      |

|     |  |                      |
|-----|--|----------------------|
| 10+ |  | 2279                 |
|     |  | Total Responses 4719 |

**4. In order to deal with crowding, the Growth and Planning Department has recommended that all non-magnet elementary schools be placed on a four-track year-round calendar. How supportive of this recommendation are you?**

| Answer               | Response    |
|----------------------|-------------|
| Very                 | 1544<br>33% |
| Somewhat             | 1468<br>31% |
| Not Very             | 760<br>16%  |
| Totally Opposed      | 947<br>20%  |
| Total Responses 4719 |             |

**5. Do you have children attending a WCPSS elementary school?**

| Answer               | Response    |
|----------------------|-------------|
| Yes                  | 1263<br>27% |
| No                   | 3456<br>73% |
| Total Responses 4719 |             |






**6. If you answered YES to number 2, would you be willing to teach on a year round calendar if your schedule aligned with that of your child(ren)?**

| Answer               | Response    |
|----------------------|-------------|
| Yes                  | 1831<br>39% |
| No                   | 795<br>17%  |
| Total Responses 2626 |             |


**7. Continuing Education**

| Answer               | Response    |
|----------------------|-------------|
| Easy                 | 818<br>17%  |
| Somewhat Easy        | 331<br>7%   |
| Neutral              | 1362<br>29% |
| Somewhat Difficult   | 852<br>18%  |
| Difficult            | 1355<br>29% |
| Total Responses 4718 |             |






**7. Family Vacation Planning**

| Answer   | Response |
|--|----------|
| Easy<br><br>28%               | 1309     |
| Somewhat Easy<br><br>10%      | 480      |
| Neutral<br><br>21%            | 1003     |
| Somewhat Difficult<br><br>15% | 725      |
| Difficult<br><br>25%          | 1201     |
| <b>Total Responses</b>   |          |
| 4718   |          |

**7. Finding Intercession/Vacation Childcare**

| Answer  | Response |
|---|----------|
| Easy<br><br>22%                | 1059     |
| Somewhat Easy<br><br>6%        | 273      |
| Neutral<br><br>41%             | 1943     |
| Somewhat Difficult<br><br>11% | 520      |
| Difficult<br><br>20%         | 923      |
| <b>Total Responses</b>  |          |
| 4718  |          |

**7. Having a Second Job**

| Answer   | Response |
|--|----------|
| Easy<br><br>13%               | 609      |
| Somewhat Easy<br><br>4%       | 192      |
| Neutral<br><br>33%            | 1538     |
| Somewhat Difficult<br><br>14% | 641      |
| Difficult<br><br>37%          | 1738     |
| <b>Total Responses</b>   |          |
| 4718   |          |